CONFIDENTIAL INFORMATION

New Issue – Book-Entry Only

DAC Bond

This Offering Circular provides information about the 2006 Certificates. Information on this cover page is for ready reference. A prospective investor should read the entire Offering Circular to make an informed investment decision.

mark.angelov@arentfox.com
Detroit/1 2013 11:32

$948,540,000
TAXABLE CERTIFICATES OF PARTICIPATION SERIES 2006

issued by the DETROIT RETIREMENT SYSTEMS FUNDING TRUST 2006
evidencing undivided proportionate interests
in the rights to receive certain payments
pursuant to two Service Contracts between

CITY OF DETROIT, MICHIGAN
and
DETROIT GENERAL RETIREMENT SYSTEM SERVICE CORPORATION
and
DETROIT POLICE AND FIRE RETIREMENT SYSTEM SERVICE CORPORATION

$148,540,000 SERIES 2006-A (FIXED RATE)
$800,000,000 SERIES 2006-B (FLOATING RATE)

Dated: Date of Delivery **Due: June 15 as shown on the inside cover**

Ratings	*See pages 22-23*
Interest Payment Dates	*Series 2006-A:* **December 15, 2006 and each June 15 and December 15 thereafter** *Series 2006-B:* **September 15, 2006 and the 15th day of each December, March , June and September thereafter**
Redemption	**Series 2006-A Certificates maturing in 2035 are subject to *pro rata* mandatory sinking fund redemption at par.** **Series 2006-A Certificates are subject to optional redemption on any date with a make-whole premium.—***See pages 11-12* **Series 2006-B Certificates maturing in 2029 and 2034 are subject to *pro rata* mandatory sinking fund redemption at par.** **Series 2006-B Certificates are subject to optional redemption on any Interest Payment Date at par, beginning June 15, 2011.—***See page 12-16*
Source of Payment	**Principal of and interest on the 2006 Certificates are payable, when due, solely from 2006 COP Service Payments to be paid by the City under the 2006 Service Contracts.—***See pages 9-10*
Insurance	**The scheduled payment of principal of and interest on 2006 Certificates will be guaranteed under insurance policies (as specifically indicated on the inside cover of this Offering Circular with respect to particular 2006 Certificates) to be issued concurrently with delivery of the 2006 Certificates by Financial Guaranty Insurance Company and XL Capital Assurance Inc.** FGIC XL CAPITAL ASSURANCE
Tax Matters	**Interest on the 2006 Certificates is subject to U.S. federal income tax and State of Michigan income tax.**
Purpose	**The 2006 Certificates are being issued to provide moneys to fund the optional redemption of certain certificates of participation and the purchase and cancellation of certain other certificates of participation that were issued in 2005 to fund certain then existing unfunded accrued actuarial liabilities of each Retirement System of the City.—***See pages 5-9*
Denominations	*Series 2006-A:* **Multiples of $5,000** *Series 2006-B:* **$25,000 and multiples of $1,000 in excess thereof**
Closing	**On or about June 12, 2006**
Global Book-Entry System	**Clearance is expected to be available through The Depository Trust Company (the depository for the 2006 Certificates), Clearstream, and Euroclear.**
Global Offering	**The 2006 Certificates are offered globally for sale in jurisdictions where it is lawful to make such offers.—***See page 22*
Stock Exchange Listing	**Application will be made for the 2006 Certificates to be listed on the Luxembourg Stock Exchange. There can be no assurance that this listing will be obtained. The issuance and settlement of the 2006 Certificates is not conditioned on the listing of the 2006 Certificates on the Luxembourg Stock Exchange.**
2006 Certificate Counsel	**Lewis & Munday, A Professional Corporation—***See page 23*
Trustee	**U.S. Bank National Association**

UBS Investment Bank **Siebert Brandford Shank & Co., LLC**

Co-Managers for Series 2006-A Certificates Only

Bear, Stearns & Co. Inc. **Citigroup Global Markets** **M.R. Beal & Company** **Popular Securities**

This Offering Circular is dated: June 7, 2006

CONFIDENTIAL INFORMATION
mark.angelov@arentfox.com
Detroit/ 12/12/13 11:32

MATURITIES, PRINCIPAL AMOUNTS, INTEREST RATE, YIELDS, AND PRICES

$948,540,000
TAXABLE CERTIFICATES OF PARTICIPATION SERIES 2006
issued by the DETROIT RETIREMENT SYSTEMS FUNDING TRUST 2006
evidencing undivided proportionate interests
in the rights to receive certain payments
pursuant to two Service Contracts between
CITY OF DETROIT, MICHIGAN
and
DETROIT GENERAL RETIREMENT SYSTEM SERVICE CORPORATION
and
DETROIT POLICE AND FIRE RETIREMENT SYSTEM SERVICE CORPORATION
$148,540,000 SERIES 2006-A (FIXED RATE)
$800,000,000 SERIES 2006-B (FLOATING RATE)

$148,540,000 Series 2006-A Certificates

CUSIP†	ISIN†	Euroclear and Clearstream Common Code†	Maturing (June 15)	Principal Amount	Interest Rate	Yield at Issuance	Price at Issuance
251228AA0	US251228AA03	025779533	2035*	$148,540,000	5.989%	5.989%	100%

$800,000,000 Series 2006-B Certificates

CUSIP†	ISIN†	Euroclear and Clearstream Common Code†	Maturing (June 15)	Principal Amount	Interest Rate	Price at Issuance
251228AB8	US251228AB85	025766539	2029**	$299,155,000	Three-month LIBOR plus 0.30%	100%
251228AC6	US251228AC68	025766610	2034*	500,845,000	Three-month LIBOR plus 0.34%	100%

The Series 2006-A Certificates maturing in 2035 are subject to *pro rata* mandatory sinking fund redemption. For a schedule of the mandatory sinking fund redemption payments, see "THE 2006 CERTIFICATES – The Series 2006-A Certificates (Fixed Rate) - Mandatory Sinking Fund Redemption."

The Series 2006-B Certificates maturing in 2029 and 2034 are subject to *pro rata* mandatory sinking fund redemption. For a schedule of the mandatory sinking fund redemption payments, see "THE 2006 CERTIFICATES – The Series 2006-B Certificates (Floating Rate) - Mandatory Sinking Fund Redemption.

---

* Insured by Financial Guaranty Insurance Company.

** Insured by XL Capital Assurance Inc.

† CUSIP, ISIN and Euroclear and Clearstream Common Code data herein are set forth herein for convenience of reference only. Neither the 2006 Funding Trust, the Service Corporations, the City nor the Underwriters assume responsibility for the accuracy of such information.

CONFIDENTIAL INFORMATION
markengelov@aol.com
Detroit/15.08.2013 11:32

This document, the Offering Circular, contains the only authorized information about the offering of the 2006 Certificates. This document is not an offer or solicitation for the 2006 Certificates, and no unlawful offer, solicitation, or sale may occur through the use of this document or otherwise. This document is not a contract, and it provides no investment advice. Prospective investors should consult their advisors and legal counsel with questions about this document, the 2006 Certificates, and anything else related to the offering.

This document provides prospective investors with information that may be important in making an investment decision. It may not be used for any other purpose without the City's permission. The City is the author of this document and is responsible for its accuracy and completeness. The Underwriters are not the authors of this document. In accordance with their responsibilities under the securities laws of the United States of America, the Underwriters are required to review the information in this document and must have a reasonable basis for their belief in the accuracy and completeness of its key representations.

The estimates, forecasts, projections, and opinions in this document are not hard facts, and no one guarantees them. Some of the people who prepared, compiled or reviewed this information had specific functions that covered some aspects of the offering but not others. For example, financial staff focused on quantitative financial information, and legal counsel focused on specific documents or legal issues assigned to them.

No dealer, broker, sales representative, or other person has been authorized to give any information or to make any representations about the 2006 Certificates other than what is in this document. The information and expressions of opinion in this document may change without notice. Neither the delivery of this document nor any sale of the 2006 Certificates implies that there has been no change in the other matters contained in this document since its date. Material referred to in this document is not part of this document unless expressly included.

Other than information concerning Financial Guaranty Insurance Company contained in APPENDIX E, none of the information in this Offering Circular has been supplied or verified by Financial Guaranty Insurance Company, and it makes no representation or warranty, express or implied, as to the accuracy or completeness of such information or the validity of the 2006 Certificates.

Other than information concerning XL Capital Assurance Inc. contained in the APPENDIX F, none of the information in this Offering Circular has been supplied or verified by XL Capital Assurance Inc., and it makes no representation or warranty, express or implied, as to the accuracy or completeness of such information or the validity of the 2006 Certificates.

CONFIDENTIAL INFORMATION
mark.angelov@arentfox.com
Draft 8.08.2013 11:32

TABLE OF CONTENTS

Page

INTRODUCTION 1
No Pledge of Retirement System Assets or of Proceeds of the 2006 Certificates 2
Investment Considerations 3
Defined Terms 3
Underlying Documents 3
THE CITY 3
Governmental Structure 3
Economic Characteristics 3
Current Fiscal Situation 4
Financial Controls and Accounting 5
PLAN OF FINANCE 5
Constitutional, Statutory and Ordinance Authority for Payment of UAAL and Issuance of the 2006 Certificates 6
Swap Agreements 8
Sources and Uses of Funds 9
SOURCES OF PAYMENT AND SECURITY FOR THE 2006 CERTIFICATES 9
THE 2006 CERTIFICATES 10
The Series 2006-A Certificates (Fixed Rate) 10
The Series 2006-B Certificates (Floating Rate) 12
Selection of 2006 Certificates for Redemption 15
Notice of Redemption 16
Global Book-Entry System 16
Registration and Payment of 2006 Certificates 16
2006 COP SERVICE PAYMENTS 16
2006 CERTIFICATE INSURANCE 18
2006 SERVICE CONTRACT ADMINISTRATION 18
THE SERVICE CORPORATIONS AND THE 2006 FUNDING TRUST 20
UNDERWRITING 21
Global Plan of Distribution 22
Reference Information about the 2006 Certificates 22
RATINGS 22
FINANCIAL ADVISORS 23
INDEPENDENT ACCOUNTANTS 23
TRUSTEE AND CONTRACT ADMINISTRATOR 23
LEGAL MATTERS 23
LITIGATION 24
UNITED STATES FEDERAL TAX CONSIDERATIONS 26
Tax Status of the 2006 Funding Trust 27
Tax Status of the 2006 COP Service Payments under the 2006 Service Contracts 27
Agreements Regarding Tax Status of the 2006 Funding Trust and 2006 COP Service Payments under the 2006 Service Contracts 27
Tax Status of the Service Corporations 28
U.S. 2006 Certificateholders 28
Non-U.S. 2006 Certificateholders 29
Information Reporting and Backup Withholding 30
State and Other Tax Considerations 30
ERISA Considerations 31
CONTINUING DISCLOSURE 33
APPENDIX A: Summary of Certain Provisions of the 2006 Service Contracts, the Contract Administration Agreement and the Trust Agreement A-1
APPENDIX B: Information Concerning the City of Detroit, Michigan B-1
APPENDIX C: Comprehensive Annual Financial Report of the City of Detroit, Michigan for the Fiscal Year Ended June 30, 2005, including Audited Basic Financial Statements of the City for Such Fiscal Year C-1
APPENDIX D: Global Book-Entry System D-1
APPENDIX E: Information about Financial Guaranty Insurance Company, including Form of its 2006 Certificate Insurance Policy E-1
APPENDIX F: Information about XL Capital Assurance Inc., including Form of its 2006 Certificate Insurance Policy F-1
APPENDIX G: Expected Form of Legal Opinion of 2006 Certificate Counsel G-1
APPENDIX H: Continuing Disclosure Undertaking H-1

CONFIDENTIAL INFORMATION
mark.angelov@arentfox.com
Detroit/15.08.2013 11:32

OFFERING CIRCULAR

$948,540,000

TAXABLE CERTIFICATES OF PARTICIPATION SERIES 2006

issued by the DETROIT RETIREMENT SYSTEMS FUNDING TRUST 2006

evidencing undivided proportionate interests
in the rights to receive certain payments
pursuant to two Service Contracts between

CITY OF DETROIT, MICHIGAN

and

DETROIT GENERAL RETIREMENT SYSTEM SERVICE CORPORATION

and

DETROIT POLICE AND FIRE RETIREMENT SYSTEM SERVICE CORPORATION

$148,540,000 SERIES 2006-A (FIXED RATE)
$800,000,000 SERIES 2006-B (FLOATING RATE)

INTRODUCTION

This Offering Circular sets forth information concerning the Certificates of Participation Series 2006-A in the original aggregate principal amount of $148,540,000 (**Series 2006-A Certificates**) and the 2006 Certificates of Participation Series 2006-B in the original aggregate principal amount of $800,000,000 (**Series 2006-B Certificates**, and collectively with the Series 2006-A Certificates, **2006 Certificates**) issued by the Detroit Retirement Systems Funding Trust 2006 (**2006 Funding Trust**) to be formed under the Trust Agreement described below.

The 2006 Certificates evidence individual undivided proportionate interests in the rights to receive certain payments (**2006 COP Service Payments**) to be made by the City of Detroit, Michigan (**City**) under two Service Contracts of the City, namely, its (i) Detroit General Retirement System Service Contract 2006 (**2006 GRS Service Contract**) with the Detroit General Retirement System Service Corporation, and (ii) Detroit Police and Fire Retirement System Service Contract 2006 with the Detroit Police and Fire Retirement System Service Corporation (**2006 PFRS Service Contract**, and together with the 2006 GRS Service Contract, **2006 Service Contracts**).

As authorized by Ordinance No. 05-05 of the City (**Funding Ordinance**), the Detroit General Retirement System Service Corporation and the Detroit Police and Fire Retirement System Service Corporation (each a **Service Corporation**) were incorporated in 2005. They were created for the purposes of providing services to assist the City in meeting its obligation to provide funding, over an applicable period of years, of unfunded accrued actuarial liabilities (**UAAL**) of the City's General Retirement System (**GRS**) and Police and Fire Retirement System (**PFRS,** and collectively with the GRS, **Retirement Systems**).

On May 25, 2005 (**2005 Contract Date**) and pursuant to the Funding Ordinance, the City entered into its first service contract with each Service Corporation (together, **2005 Service Contracts**), and certificates of participation (**2005 COPs**) were issued on June 2, 2005 evidencing undivided proportionate interests in the rights to receive certain payments (**2005 COP Service Payments**) to be made by the City under those 2005 Service Contracts through June 15, 2025. The 2005 COPs were issued to provide moneys to fund specific amounts of UAAL of the GRS and the PFRS (**2005 Subject UAAL**) and to pay certain related ancillary amounts set forth in the 2005 Service Contracts. The 2005 Subject UAAL was irrevocably funded in full on June 2, 2005 from proceeds of the 2005 COPs, and the 2005 COPs, the 2005 Service Contracts and the City's contractual obligation thereunder to pay the 2005 COP Service Payments, when due, all remain currently in effect.

Michigan law entitles each Retirement System to have its UAAL funded over a specified period (**Amortization Period**), which may be duly changed up to a 30-year maximum. Each 2005 Service Contract required the City to make 2005 COP Service Payments over a period that was limited to the PFRS or GRS

CONFIDENTIAL INFORMATION
mark.angelov@arentfox.com
Detroit/15.08.2013 11:32

Amortization Period then applicable (13 years for the PFRS and 20 years for the GRS). The Funding Ordinance anticipated the possible future extension of the PFRS and GRS Amortization Periods and authorized the Service Corporations, in that event, to assist the City in gaining the financial benefits of making its 2005 COP Service Payments over a similarly lengthened period.

On February 8, 2006, the governing board of the GRS (**GRS Board**) extended the Amortization Period for GRS UAAL from 20 to 30 years. On March 30, 2006, the governing board of the PFRS (**PFRS Board**) extended the Amortization Period for PFRS UAAL from 13 to 30 years. Accordingly, as part of the services that the Service Corporations agreed in their 2005 Service Contracts to provide, the 2006 Certificates are being issued to enable the City to replace certain scheduled payment obligations that it incurred to provide funding for the 2005 Subject UAAL with new scheduled payment obligations payable over the extended 30-year periods under the 2006 Service Contracts, and to provide moneys to pay costs of issuance of the 2006 Certificates and related amounts. This will enable the City to achieve financial benefits such as would have been available under the 2005 Service Contracts if it could have utilized then the now longer Amortization Period of each Retirement System.

In their respective 2006 Service Contracts, the Service Corporations have agreed to perform the above-described services, to assist the City in extending the period for its scheduled payments incurred to provide funding of the 2005 Subject UAAL, in the current year and in future years. In return for such present and future services, the City has agreed in the 2006 Service Contracts to make the 2006 COP Service Payments and certain additional payments.

The 2006 Certificates are issued pursuant to the Funding Ordinance, an authorizing Resolution adopted by the Detroit City Council on April 26, 2006 (the **Resolution**), the 2006 Service Contracts and the Trust Agreement, dated the date of original delivery of the 2006 Certificates (**2006 Closing Date**), among the Service Corporations and U.S. Bank National Association, as Trustee (**Trust Agreement**). U.S. Bank National Association will also serve as the Contract Administrator under the Contract Administration Agreement described below.

On the 2006 Closing Date, the Service Corporations, severally and not jointly, will enter into the Trust Agreement with the Trustee, establishing the 2006 Funding Trust and irrevocably selling and assigning to it all of their rights under the 2006 Service Contracts to receive, collect and enforce all 2006 COP Service Payments to become due thereunder. On the 2006 Closing Date, the 2006 Funding Trust will issue and sell the 2006 Certificates and then apply the proceeds in part to optionally redeem certain outstanding 2005 COPs, Series 2005-A (**Series 2005-A COPs**) and in part to purchase and cancel certain outstanding 2005 COPs, Series 2005-B (**Series 2005-B COPs**).

THE PAYMENT OBLIGATIONS OF THE CITY UNDER THE 2006 SERVICE CONTRACTS ARE UNSECURED CONTRACTUAL OBLIGATIONS OF THE CITY. NEITHER THE FAITH AND CREDIT, THE TAXING POWER NOR ANY SPECIAL REVENUES OF THE CITY ARE PLEDGED TO THE 2006 COP SERVICE PAYMENTS COMING DUE UNDER THE 2006 SERVICE CONTRACTS. THE 2006 SERVICE CONTRACTS AND THE PAYMENT OBLIGATIONS OF THE CITY UNDER THE 2006 SERVICE CONTRACTS DO NOT CONSTITUTE "INDEBTEDNESS" WITHIN THE MEANING OF ANY LIMITATION CONTAINED IN THE CONSTITUTION AND NON-TAX STATUTES OF THE STATE OF MICHIGAN OR IN THE CITY CHARTER.

No Pledge of Retirement System Assets or of Proceeds of the 2006 Certificates

No Retirement System assets and no proceeds of the 2006 Certificates will either secure or be available to pay the 2006 Certificates. See "PLAN OF FINANCE" and "SOURCES OF PAYMENT AND SECURITY FOR THE 2006 CERTIFICATES."

13-53846-swr Doc 348-7 Filed 08/16/13 Entered 08/16/13 17:13:58 Page 6 of 248
[2.2.3.3] [POCs 2006 Offering Circular.pdf] [Page 6 of 248]

CONFIDENTIAL INFORMATION
mark.angelov@arentfox.com
DRAFT 08/08/13 11:18 AM

Investment Considerations

This is a relatively new financing structure which is being used for the second time in the State of Michigan (**State**). The City's unconditional contractual obligation to make 2006 COP Service Payments is not "subject to appropriation" (*i.e.*, the contractual obligation is not subject to termination if the City were to fail to appropriate sufficient amounts for the required payments in any single year). The City is legally bound to make all 2006 COP Service Payments for the full term of both 2006 Service Contracts, and statutory remedies exist to enforce the City's obligations. See "PLAN OF FINANCE" and its first subheading "Constitutional, Statutory and Ordinance Authority for Payment of UAAL and Issuance of the 2006 Certificates."

Defined Terms

All capitalized terms used in this Offering Circular, unless otherwise defined or the context otherwise indicates, have the same meaning as in the 2006 Service Contracts, the Trust Agreement and the Contract Administration Agreement. See "DEFINITIONS OF CERTAIN TERMS" in APPENDIX A.

Underlying Documents

The descriptions and summaries of various documents set forth below do not purport to be comprehensive or definitive, and reference is made to each document for the complete details of all terms and conditions. All statements herein are qualified in their entirety by reference to each such document. Copies of the 2006 Service Contracts, the Trust Agreement and the Contract Administration Agreement are available in reasonable quantities upon request to the Contract Administrator.

THE CITY

Governmental Structure

Pursuant to the Michigan Constitution of 1963, as amended (**State Constitution**), and the Home Rule City Act (Act No. 279 of the Michigan Public Acts of 1909, as amended), the City is a home rule city with significant independent powers. The City provides the following services: public protection, public works, cultural and recreational, civic center, health, physical and economic development, public lighting, transportation, water supply and sewage disposal, human services, airport, and parking. In accordance with the City Charter (**Charter**), the governance of the City is organized into two branches: an Executive Branch, which is headed by the Mayor, and the Legislative Branch, which is comprised of the City Council and its agencies. The Mayor and the members of the City Council are elected every four years. The last regular election for these positions was on November 8, 2005, in which Kwame M. Kilpatrick was re-elected as Mayor, and five incumbent members and four new members of the City Council were elected. There are no limits as to the number of terms that may be served by City elected officials. In addition, the City is the District Control Unit responsible for certain duties relating to the judicial branch of State government.

The Charter provides that the voters of the City reserve the power to enact City ordinances by initiative and to nullify certain ordinances enacted by the City by referendum. The period within which voters of the City could, under the Charter, petition for a referendum to nullify the Funding Ordinance or either of the Alternative Funding Mechanism Ordinances (referred to below under "PLAN OF FINANCE - Constitutional, Statutory and Ordinance Authority for Payment of UAAL and Issuance of the 2006 Certificates") lapsed without any such petitions being filed.

Economic Characteristics

Detroit is located in Wayne County, which is in the southeastern section of the lower peninsula of Michigan. The City covers approximately 138 square miles and is the largest city in Michigan, accounting for nearly half of the population of the County. According to the U.S. Census Bureau, the City is now the nation's eleventh largest city and is the center of the nation's eighth largest consolidated metropolitan statistical area. The City is internationally known for its automobile manufacturing and trade. The southeastern border of the City is on the Detroit River, an international waterway, which is linked via the St. Lawrence Seaway to

CONFIDENTIAL INFORMATION
mark.angelov@arentfox.com
Detroit/15.08.2013 11:32

seaports around the world. The City is the commercial capital of Michigan and a major economic and industrial center of the nation. The City has eight diverse industrial parks, and more than 50 firms have world headquarters within the City. See APPENDIX B - "Information Concerning the City of Detroit, Michigan" for information about the City's economic condition and outlook.

Current Fiscal Situation

Similar to many large urban governmental units, the City has faced and continues to face fiscal challenges. In the past three fiscal years (having a June 30 fiscal year-end), the five major revenue categories of the City's General Fund decreased 3.1% from $965 million to $935 million while the five major expenditure categories of the General Fund increased 18.0% from $832 million to $982 million (fiscal 2003 compared to fiscal 2005). This contributed to the City reporting year-end General Fund deficits for fiscal 2001, 2003, 2004 and 2005. The primary causes for these past results include a declining population base and its adverse effects on tax revenues, increases in health care and pension benefit costs, and a disproportionate number of City employees compared to the population served. The City has consistently sought to reduce expenditures and increase revenues in any fiscal year in which estimates and actual results may not coincide with budgeted assumptions. The City also has utilized various one-time revenue enhancement strategies in an attempt to balance year-end deficits (e.g., issuance of fiscal stabilization bonds and exhausting the remaining balance in the Budget Stabilization Fund). In addition, the City has taken steps to significantly reduce budgeted positions by over 5,500 employees since fiscal 2002, including 3,300 in its General Fund to reverse the disproportion of the number of employees to resident population. The reductions represent 26% and 39% overall and in the General Fund respectively.

For the fiscal year ended June 30, 2004, the City recorded an unexpected unreserved General Fund deficit of $95 million that it carried, as required, into fiscal 2005. The fiscal 2004 deficit was primarily attributable to below budgeted income tax and utility users tax collections; tax penalties and interest for remitting payroll withholding taxes late to the Internal Revenue Service; capital costs for an 800-megahertz communication system; and payment resulting from the loss of a lawsuit to the PFRS. In March 2005, the City administration implemented mid-year layoffs, salary reductions for certain employees and other expenditure reductions. Such actions were taken to bring the budget into balance.

The Fiscal Year 2006 Budget was built upon significant cuts in existing City departments, broad-based expenditure reductions and provisions for a then anticipated carryover of undesignated General Fund deficit from fiscal 2005 estimated at $101.7 million. As required, the estimated fiscal 2005 deficit was appropriated as an expenditure in the balanced Fiscal Year 2006 Budget. The City's actual carryover fiscal 2005 deficit was $155.4 million.

As a result of the higher than expected fiscal 2005 deficit and not gaining its unions' approval of proposed health care benefit reductions that the City had expected would generate approximately $47 million of cost savings, the City administration implemented further reductions to the City's work force and other cost saving initiatives during the current fiscal year. See "FINANCIAL OPERATIONS - Recent Budget Results of the General Fund – Fiscal Year 2006" in APPENDIX B for more detail and assumptions regarding the budgeted figures.

The City administration believes that the steps the City has already taken together with those outlined in the Fiscal Year 2007 Executive Budget will correct the structural imbalance between its current level of revenues and expenditures. This involves gaining additional permanent revenue sources, such as the refuse collection fee discussed under the heading "Fiscal 2007 Budget" in "FINANCIAL OPERATIONS - Recent Budget Results of the General Fund" in APPENDIX B. In addition, the City administration believes that the City must continue to control its basic level of ongoing General Fund expenditures. Such expenditure control measures will be accomplished through reducing the number of employees and their employee benefits, additional efficiency measures and reducing or terminating certain services.

The City administration currently estimates that it will complete fiscal 2006 with a reported $63 million deficit. This is a significant reduction from the $155.4 million deficit it reported in fiscal 2005.

13-53846-swr Doc 348-7 Filed 08/16/13 Entered 08/16/13 17:13:58 Page 8 of 248
[2.2.3.3] [POCs 2006 Offering Circular.pdf] [Page 8 of 248]

CONFIDENTIAL INFORMATION
mark.angelov@arentfox.com
Detroit/15:08:2013 11:32

While the City is pursuing steps to reduce this deficit even further, the estimated $63 million deficit has been appropriated as an expenditure, as required, in the balanced Fiscal Year 2007 Executive Budget. See "FINANCIAL OPERATIONS - Recent Budget Results of the General Fund – Fiscal 2007 Budget" in APPENDIX B.

Financial Controls and Accounting

Prior to the start of each fiscal year the City prepares an annual budget which constitutes the financial plan for such fiscal year. Reference to a fiscal year refers to the fiscal year ended or ending on June 30 of the year indicated. The budget is required to set forth estimated revenues from all sources and all appropriations. The appropriation for every function of each City department is a fixed expenditure and may not exceed the original appropriation without City Council approval. The City estimates a prior year surplus or deficit for the General Fund that reflects the projected ending financial position for the prior year. Subject to certain limitations, one half of any surplus realized at the end of any fiscal year is credited to a Budget Stabilization Fund with the remainder being included as revenue available for appropriation in the budget for the next succeeding fiscal year. Any deficit realized at the end of any fiscal year is entered into the budget for the next succeeding fiscal year as an appropriation in accordance with the Charter. The total of proposed expenditures cannot exceed the total of estimated revenues so that the budget as submitted by the Mayor and adopted by City Council is a balanced budget. See "FINANCIAL PROCEDURES - Budget Process" and "- Budget Stabilization Fund" in APPENDIX B.

The City's financial statements are prepared in conformity with accounting principles generally accepted in the United States of America and, except for entity-wide statements and the enterprise and pension funds, reflect the modified accrual basis of accounting. See "FINANCIAL PROCEDURES - Accounting System" and "- Accounting Methods" in APPENDIX B. The audited basic financial statements of the City as of and for the year ended June 30, 2005, are included in APPENDIX C.

PLAN OF FINANCE

The 2006 Certificates are being issued to provide moneys to fund the optional redemption of $104,055,000 aggregate principal amount of Series 2005-A COPs of certain maturities and the purchase and cancellation of $800,000,000 aggregate principal amount of Series 2005-B COPs of certain maturities, as shown in the table below. This is the second issuance of certificates of participation in connection with the City's use of its alternative funding mechanism authorized last year for meeting its State constitutional and statutory obligation to fund an approximately $1.37 billion portion of outstanding unfunded accrued actuarial liabilities (**2005 Subject UAAL**) of its two Retirement Systems. In using the alternative funding mechanism last year, rather than paying the 2005 Subject UAAL in annual installments, with interest, directly to the Retirement Systems over the ensuing 13-20 years (the UAAL Amortization Periods then in effect for the PFRS and GRS, respectively), the City instead entered into a separate 2005 Service Contract with each of two Service Corporations it had caused to be formed for this purpose and contractually obligated itself to make periodic 2005 COP Service Payments to them over the same 13-20 years in return for their agreeing to perform the services in the current year and in future years of reducing the financial burden of the 2005 Subject UAAL.

As part of the services the Service Corporations agreed in their 2005 Service Contracts to provide if the existing UAAL Amortization Periods of the PFRS and GRS were later extended and if requested by the City and approved by the City Council, the 2006 Certificates will be issued to enable the City to replace certain scheduled payment obligations it originally incurred to provide funding for the 2005 Subject UAAL with new scheduled payment obligations payable under the 2006 Service Contracts over the recently extended 30-year Amortization Periods, and to pay costs of issuance of the 2006 Certificates and related amounts. This will enable the City to achieve financial benefits as would have been available originally under the 2005 Service Contracts if it could have utilized the now longer Amortization Period of each Retirement System on the 2005 Contract Date.

CONFIDENTIAL INFORMATION
mark.angelov@arentfox.com

The Service Corporations will form the 2006 Funding Trust under the Trust Agreement on the 2006 Closing Date and irrevocably sell, assign and convey to the 2006 Funding Trust all their rights to receive, collect and enforce all 2006 COP Service Payments to become due under the 2006 Service Contracts. The 2006 Funding Trust and the Service Corporations will enter into the Contract Administration Agreement with U.S. Bank National Association, as Contract Administrator (**Contract Administrator**), and other parties. See "2006 SERVICE CONTRACT ADMINISTRATION." The Service Corporations are not expected to have a significant active role with regard to any outstanding 2006 Certificates after the 2006 Closing Date. The Retirement Systems will not be a party to the 2006 Service Contracts, the Trust Agreement or the Contract Administration Agreement.

The 2006 Funding Trust will issue and sell the 2006 Certificates on the 2006 Closing Date and apply the proceeds, with other available funds, in part to optionally redeem certain outstanding Series 2005-A COPs and in part to purchase and cancel certain outstanding Series 2005-B COPs. The Series 2005-B COPs to be purchased will be procured by a tender offer conducted by the Service Corporations. All such purchased Series 2005-B COPs of the same maturity will be purchased at the same price in relation to their principal amount, but no minimum principal amount of Series 2005-B COPs is required to be either tendered or purchased.

Upon issuance of the 2006 Certificates and such optional redemption of certain Series 2005-A COPs and such purchase and cancellation of Series 2005-B COPs which are tendered by their holders to the Service Corporations for that purpose, some 2005 COPs will still remain outstanding concurrently with the 2006 Certificates. The 2005 COPs and the 2006 Certificates are wholly independent of each other. The City's contractual payment obligations underlying the 2006 Certificates are totally separate and distinct from its contractual payment obligations underlying the 2005 COPs. Holders of 2006 Certificates will have no rights or interests in the City's payment obligations under the 2005 Service Contracts, and holders of 2005 COPs will have no rights or interests in the City's payment obligations under the 2006 Service Contracts.

The following Series 2005-A COPs will be optionally redeemed, and the following tendered Series 2005-B COPs will be purchased and canceled, from proceeds of the 2006 Certificates.

Series 2005-A COPs Optionally Redeemed	
Maturity (June 15)	**Principal Amount**
2007	$10,845,000
2008	13,905,000
2009	17,310,000
2010	16,200,000
2011	13,925,000
2012	12,220,000
2013	10,615,000
2014	9,035,000

Series 2005-B COPs Purchased and Canceled	
Maturity (June 15)	**Principal Amount**
2014	$250,615,000
2025	549,385,000

Constitutional, Statutory and Ordinance Authority for Payment of UAAL and Issuance of the 2006 Certificates

Pursuant to the Funding Ordinance, the City and Service Corporations entered into the 2005 Service Contracts and 2005 COPs were issued as a means of enabling the City to fulfill its State constitutional and statutory obligations to provide funding for the 2005 Subject UAAL of its Retirement Systems. The periods for the City's scheduled payment obligations under the 2005 PFRS Service Contract and the 2005 GRS Service Contract were limited to 13 and 20 years, respectively, the Amortization Periods then in effect for the PFRS and GRS. The Funding Ordinance anticipated the possible future extension of the PFRS and GRS Amortization Periods and authorized the Service Corporations, in that event, to assist the City in gaining the financial benefits of making its 2005 COP Service Payments over a similarly lengthened period. Now that the PFRS and GRS Amortization Periods have been extended to 30 years currently, the City and Service Corporations are entering into the 2006 Service Contracts and the 2006 Certificates are being issued, as

13-53846-swr Doc 348-7 Filed 08/16/13 Entered 08/16/13 17:13:58 Page 10 of 248
[2.2.3.3] [POCs 2006 Offering Circular.pdf] [Page 10 of 248]

CONFIDENTIAL INFORMATION
mark.angelov@arentfox.com
Detroit/15-08-2013 11:32

anticipated and authorized in the Funding Ordinance, as a means of enabling the City to utilize the permitted longer payment period for the obligations it incurred to fulfill its constitutional and statutory obligations to provide such funding for the 2005 Subject UAAL.

The constitutional, statutory and ordinance authority for the funding of the 2005 Subject UAAL through issuance of the 2005 COPs, and for funding the optional redemption of certain 2005 COPs and the purchase and cancellation of other 2005 COPs through issuance of the 2006 Certificates to enable the City to extend its payment period for the obligations it incurred for funding the 2005 Subject UAAL, is described below.

The Home Rule City Act permits the City to provide in its Charter for the establishment and maintenance of a pension plan for its employees. Pursuant to that authority, the City has established by Charter and maintains pursuant to ordinances two employee pension systems – its General Retirement System (**GRS**) and Police and Fire Retirement System (**PFRS**). The two Retirement Systems were established in 1938 and 1941, respectively, by amendments to the 1918 Detroit City Charter, and exist for the purpose of providing retirement allowances and death and survivor benefits for eligible City employees and their beneficiaries. Each Retirement System is governed by its own Board, which invests and administers the System's assets as trust funds solely for the benefit of its participants, retirees and their beneficiaries. The assets of each Retirement System are separate and distinct from assets of the City, are outside the City's control and are not available to pay any obligation or expense of the City. See "RETIREMENT SYSTEMS" in APPENDIX B.

Article 9, Section 24 of the State Constitution obligates the City to contribute sufficient funds to the GRS and PFRS to maintain their actuarial integrity. The Michigan Supreme Court has held that this constitutionally obligates a Michigan municipality to fund its employee retirement systems to a level which includes pension benefit liabilities incurred in the current year and any existing unfunded accrued actuarial liabilities (**UAAL**). *Shelby Township Police and Fire Retirement Board* v. *Shelby Township*, 438 Mich. 247 (1991). The Court noted that the State Constitution does not provide specifics for how a municipality must meet its constitutionally-imposed UAAL funding obligations.

Michigan's Public Employees Retirement System Investment Act provides more specificity. That statute, which applies to both the GRS and PFRS, prescribes (in MCL §38.1140m) that a Michigan municipality's required annual contribution to its employee retirement system must be an actuarially determined contribution amount, consisting of (1) a current service cost payment, (2) a payment of at least the annual accrued amortized interest on any UAAL and (3) a payment of the annual accrued amortized portion of the unfunded principal liability.

The City's GRS and PFRS ordinances have long specified a traditional funding mechanism for the City to meet its constitutional and statutory obligation to provide funding for each System's UAAL through required annual payments. The City last year authorized an alternative funding mechanism for such UAAL through new enabling legislation duly enacted by the Detroit City Council, Ordinances No. 03-05 and 04-05 (**Alternative Funding Mechanism Ordinances**) amending the City's GRS and PFRS ordinances. The Alternative Funding Mechanism Ordinances, together with the Funding Ordinance (No. 05-05), enabled the City, the Service Corporations and a corporate trustee to provide for the issuance and sale of the 2005 COPs and the use of the 2005 COPs proceeds to fund the 2005 Subject UAAL of both Retirement Systems on the date of delivery of the 2005 COPs (**2005 Closing Date**).

Each Retirement System receives an annual actuarial report from its consulting actuary as of each June 30, providing actuarial valuations of its vested benefits, prior service costs and unfunded accrued liabilities. Each Retirement System Board uses those actuarial valuations, together with certain actuarial assumptions, to determine the annual contribution amounts requested from the City to fulfill its constitutional and statutory pension funding obligations. As part of their regular, periodic review of the actuarial assumptions used to administer their respective Retirement Systems, the GRS and PFRS Boards may receive recommendations from time to time to increase or decrease the interest rate and to change other actuarial assumptions.

CONFIDENTIAL INFORMATION
mark.angelov@arentfox.com

The most recent annual actuarial reports available for the Retirement Systems when the 2005 Service Contracts were entered into were as of June 30, 2004. Although the GRS and PFRS had assets actuarially valued at $2,470,243,470 and $3,074,516,589, respectively, as of that date, they also had estimated UAAL of $913,683,202 and $782,976,693, respectively, as of that date, as determined by their actuary. $739,793,898 of GRS UAAL and $630,829,189 of PFRS UAAL were designated the "Subject UAAL" that was funded in full from 2005 COPs proceeds on the 2005 Closing Date.

The 2005 Subject UAAL was a major part, but not all, of the existing UAAL of the Retirement Systems on the 2005 Closing Date. The funding of the 2005 Subject UAAL from 2005 COPs proceeds was not intended to and did not fund the entire then existing UAAL of either or both Retirement Systems.

When the 2005 Service Contracts were entered into on May 25, 2005, under the Boards' current actuarial assumptions and the traditional funding mechanism, the City would have been required to amortize the 2005 Subject UAAL over a remaining period of 13 years for the PFRS and 20 years for the GRS. In each year that the City has outstanding UAAL, it is assessed interest thereon (in May 2005 and still currently, at annual rates of 7.9% on GRS UAAL and 7.8% on PFRS UAAL).

By arranging through the alternative funding mechanism for the 2005 Subject UAAL to be funded (in effect, prepaid) on the 2005 Closing Date, the City avoided further interest accrual on the amount thus funded; and the Retirement Systems gained complete possession and control of those funds (including the exclusive right to invest and receive all investment earnings on those funds) sooner than they would under the traditional funding mechanism. The Alternative Funding Mechanism Ordinances impose certain technical restrictions on the Retirement Systems' uses of those funds, but neither rescind any substantive rights, entitlements or obligations with respect to benefits earned or accrued of members, retirees or beneficiaries of the Retirement Systems nor affect the validity or enforceability of the 2005 Service Contracts or the 2006 Service Contracts or the City's payment obligations thereunder.

The financing plan for the first use of the alternative funding mechanism on the 2005 Closing Date reflected the expectation that by prepaying the 2005 Subject UAAL, the City reduced its costs and better ensured the timely and full payment of retirement benefits. As a practical matter, it also was expected that amounts that otherwise would have been expended by the City for the annual amortization of the 2005 Subject UAAL (under the traditional funding mechanism) would be sufficient to offset all the contractual payments to be made by the City under the 2005 Service Contracts. Those contractual payments in effect replaced payments the City would have otherwise had to make to meet its constitutional obligation to amortize the 2005 Subject UAAL.

Apart from the 2005 Subject UAAL, other UAAL of the Retirement Systems may exist and arise in the ordinary course of the City's operations, which the City may elect to fund by utilizing the traditional funding mechanism or the alternative funding mechanism. Any utilization of the alternative funding mechanism for such other UAAL would, however, require (i) separate authorization by a future enabling ordinance or resolution of the City enacted for that purpose; (ii) a new funding trust separate and distinct from the 2006 Funding Trust and the different funding trust which exists with respect to the 2005 Service Contracts and the 2005 COPs; (iii) one or more new service contracts separate and distinct from the 2006 Service Contracts and the 2005 Service Contracts; and (iv) issuance of new certificates of participation unrelated to the 2006 Certificates and the 2005 COPs.

Swap Agreements

The Service Corporations are parties to interest rate exchange agreements **(2005 Swap Agreements)** they entered into to hedge variable-rate exposure under the 2005 Service Contracts in regard to the Series 2005-B COPs. The Service Corporations expect to terminate, in whole or in part, the 2005 Swap Agreements corresponding to the Series 2005-B COPs purchased and canceled as described under "PLAN OF FINANCE" above. Such 2005 Swap Agreement terminations are expected to entitle the Service Corporations to receive certain termination payments from the 2005 Swap Agreement counterparties. A portion of the proceeds of

CONFIDENTIAL INFORMATION
mark.angelov@arentfox.com
Detroit/15-02-2013 11:30

such termination receivables will be used as shown under "Sources and Uses of Funds" below. The balance of such termination receivables will be paid to the City in accordance with the 2005 Service Contracts.

It also is expected that the Service Corporations will enter into interest rate exchange agreements or similar agreements **(2006 Swap Agreements)** before or at the time of issuance of the Series 2006-B Certificates, to hedge variable-rate exposure under the 2006 Service Contracts, and they may do so from time to time with respect to any rate exposure under the 2006 Service Contracts. Each Service Corporation will enter into one or more 2006 Swap Agreements with each of UBS AG and with SBS Financial Products Company, LLC, as the counterparties. Payments under a 2006 Swap Agreement may include net payments based on the interest rates exchanged. Under the 2006 Swap Agreements, the Service Corporations will be obligated in certain instances to make periodic payments to the 2006 Swap Agreement counterparty, and should a 2006 Swap Agreement be terminated, under certain circumstances the Service Corporations may be required to pay a termination payment. The Service Corporations' obligation to make all payments under the 2006 Swap Agreements will be payable from moneys paid by the City under the 2006 Service Contracts. In applying moneys so received from the City, the Contract Administrator will be required to treat any termination payment owing to a 2006 Swap Agreement counterparty as subordinated in right of payment to the prior payment in full of any Scheduled Payments and Service Charges (corresponding to principal of and interest on 2006 Certificates) then due and unpaid.

Sources and Uses of Funds

The proceeds from the sale of the 2006 Certificates are expected to be used as follows:

Sources of Funds	
Principal Amount of Series 2006-A Certificates	$148,540,000.00
Principal Amount of Series 2006-B Certificates	800,000,000.00
Swap Termination Receivables	36,051,234.67
TOTAL SOURCES	$984,591,234.67
Uses of Funds	
Optional redemption of certain 2005-A COPs [1]	$107,149,970.44
Purchase (for cancellation) of tendered Series 2005-B COPs [2]	815,594,283.37
Premiums of insurance policies on 2006 Certificates and 2006 Swap Agreements	50,642,427.28
Costs of Issuance [3]	11,204,553.58
TOTAL USES	$984,591,234.67

[1] Includes prepayment premiums, Service Charges due after closing and prior to optional redemption date, and accrued interest to the date of redemption.
[2] Includes tender premiums, accrued interest to the date of purchase, and tender fees and expenses.
[3] Includes underwriters' discount and costs for legal counsel, financial and swap advisors, rating agencies, trustee, offering circular distribution and miscellaneous expenses incidental to issuance of the 2006 Certificates.

SOURCES OF PAYMENT AND SECURITY FOR THE 2006 CERTIFICATES

The 2006 Certificates are payable solely from all 2006 COP Service Payments which may be received by the Trustee pursuant to the 2006 Service Contracts. Such 2006 COP Service Payments will include all Scheduled Payments and Service Charges payable by the City under the 2006 Service Contracts, corresponding to the principal of and interest on the 2006 Certificates, respectively. The City's obligations to make 2006 COP Service Payments are unsecured contractual obligations of the City, enforceable in the same manner as any other contractual obligation of the City. **Such payment obligations of the City are not general obligations of the City, and neither the faith and credit, taxing power nor any specific revenues of the City are pledged to the 2006 COP Service Payments coming due under the 2006 Service Contracts.**

The City's unconditional contractual obligation to pay all 2006 COP Service Payments is not "subject to appropriation," as is customary with many certificate of participation transactions entered into by

13-53846-swr Doc 348-7 Filed 08/16/13 Entered 08/16/13 17:13:58 Page 13 of 248
[2.2.3.3] [POCs 2006 Offering Circular.pdf] [Page 13 of 248]

CONFIDENTIAL INFORMATION
mark.angelov@arentfox.com
Detroit/15.08.2013 11:32

municipalities in the United States. The City's 2006 Service Contracts are not subject to termination if the City were to fail to appropriate sufficient amounts for the required payments in any single year. The City is legally bound to make all 2006 COP Service Payments for the full term of both 2006 Service Contracts, and statutory remedies exist to enforce the City's obligations.

To secure the payment of the 2006 Certificates, the Service Corporations will irrevocably sell, assign and convey to the 2006 Funding Trust all of their rights to receive, collect and enforce all 2006 COP Service Payments to become due under the 2006 Service Contracts. As further security for the payment of the 2006 Certificates, although the parties intend that such sale, assignment and conveyance be an absolute transfer of those rights under the 2006 Service Contracts, in the Trust Agreement the Service Corporations will additionally grant a security interest in their right to receive 2006 COP Service Payments to the 2006 Funding Trust for the benefit of the 2006 Certificateholders. That security interest will be a perfected first security interest in such property under the Michigan Uniform Commercial Code.

The 2006 Service Contracts additionally require the City to make certain other payments, such as general corporate expenses of the Service Corporations, fees and expenses of the Trustee and the Contract Administrator, and certain amounts payable to one or more 2006 Swap Agreement counterparties. The amounts paid by the City for such additional purposes do not constitute part of the 2006 COP Service Payments and are not pledged for the payment of the 2006 Certificates.

If the City were to fail to pay any 2006 COP Service Payment when due, the Contract Administrator could file a lawsuit against the City to enforce that contractual obligation, a right that is available to all parties entering into valid enforceable contracts with the City. The City would be required to pay any resulting judgment against it, the same as any other. If the City were to fail to provide for payment of any such judgment, a court can compel the City to raise the payment through the levy of taxes, as provided in the Revised Judicature Act of 1961, Act No. 236 of the Michigan Public Acts of 1961, as amended (Michigan Compiled Laws Section 600.6093), without limit as to rate or amount. This is the same remedy that the Retirement Systems would have against the City if it failed to make its required annual payment to fund UAAL under the traditional funding mechanism described above under "PLAN OF FINANCE - Constitutional, Statutory and Ordinance Authority for Payment of UAAL and Issuance of the 2006 Certificates." It also is the same remedy that the contract administrator with respect to the 2005 Service Contracts would have against the City if it were to fail to pay any 2005 COP Service Payment when due.

The Contract Administrator has no duty under the Contract Administration Agreement to pursue any remedy against the City for nonpayment of 2006 COP Service Payments except at the request of 2006 Certificateholders representing at least 25% of the outstanding principal amount of 2006 Certificates, the payments on which have not been made when due, or at least 50% of the outstanding principal amount of all 2006 Certificates. See "2006 SERVICE CONTRACT ADMINISTRATION – Enforcement."

THE 2006 CERTIFICATES

The 2006 Certificates are being issued in two series, as described below.

The Series 2006-A Certificates (Fixed Rate)

The Series 2006-A Certificates will be dated the date of their issuance. Interest from that date will be payable on each Series 2006-A Certificate on December 15, 2006 and semiannually thereafter on each June 15 and December 15 until its maturity or earlier redemption. The interest on the Series 2006-A Certificates will be computed at the rates shown on the inside cover of this Offering Circular, on the basis of a 30-day month and a 360-day year. The Series 2006-A Certificates are issued as fully registered 2006 Certificates, in principal denominations of $5,000 or multiples thereof.

CONFIDENTIAL INFORMATION
mark.angelov@arentfox.com

Mandatory Sinking Fund Redemption

All Series 2006-A Certificates maturing in 2035 are subject to *pro rata* mandatory redemption prior to maturity, at a redemption price equal to par (100% of the principal amount to be redeemed), together with accrued interest to the redemption date, on June 15 of each of the years, and in the respective amounts, specified below, except that the principal amount of the Series 2006-A Certificates to be redeemed on each such redemption date will be reduced by a *pro rata* portion of the principal amount of any Series 2006-A Certificates that have been purchased by the Trustee and canceled by the Trustee, or redeemed as described below under "THE 2006 CERTIFICATES – The Series 2006-A Certificates (Fixed Rate) - Optional Redemption with Make-Whole Premium," at least 45 days before the redemption date:

Redemption Date (June 15)	**Principal Amount**
2034	$ 36,255,000
2035 [(a)]	112,285,000

[(a)] Stated Maturity

Optional Redemption with Make-Whole Premium

The Series 2006-A Certificates are subject to optional redemption prior to their maturity from Scheduled Payments prepaid by the City, in whole or in part (and if in part, as described below under "THE 2006 CERTIFICATES – Selection of 2006 Certificates for Redemption") on any date, at a redemption price equal to the greater of:

- 100% of the principal amount of the Series 2006-A Certificates to be redeemed, or
- the sum of the present values of the remaining scheduled payments of principal and interest on the Series 2006-A Certificates to be redeemed (exclusive of interest accrued to the date fixed for redemption) discounted to the date of redemption on a semiannual basis (assuming a 360-day year consisting of twelve 30-day months) at the Treasury Rate (defined below) plus 12.5 basis points,

plus in each case, accrued and unpaid interest on the Series 2006-A Certificates being redeemed to the date fixed for redemption.

For the purpose of determining the Treasury Rate, the following definitions apply:

Treasury Rate means, with respect to any redemption date for a particular Series 2006-A Certificate, the rate per annum, expressed as a percentage of the principal amount, equal to the semiannual equivalent yield to maturity or interpolated maturity of the Comparable Treasury Issue, assuming that the Comparable Treasury Issue is purchased on the redemption date for a price equal to the Comparable Treasury Price, as calculated by the Designated Treasury Dealer.

Comparable Treasury Issue means, with respect to any redemption date for a particular Series 2006-A Certificate, the U.S. Treasury security or securities selected by the Designated Treasury Dealer which has an actual or interpolated maturity comparable to the remaining average life of the Series 2006-A Certificate to be redeemed, and that would be utilized in accordance with customary financial practice in pricing new issues of debt securities of comparable maturity to the remaining average life of the Series 2006-A Certificate to be redeemed.

Comparable Treasury Price means, with respect to any redemption date for a particular Series 2006-A Certificate, (1) if the Designated Treasury Dealer receives at least four Reference Treasury Dealer Quotations, the average of such quotations for such redemption date, after excluding

13-53846-swr Doc 348-7 Filed 08/16/13 Entered 08/16/13 17:13:58 Page 15 of 248
[2.2.3.3] [POCs 2006 Offering Circular.pdf] [Page 15 of 248]

CONFIDENTIAL INFORMATION
mark.angelov@arentfox.com
Detail/15.08.2013 11:32

the highest and lowest Reference Treasury Dealer Quotations, or (2) if the Designated Treasury Dealer obtains fewer than four Reference Treasury Dealer Quotations, the average of all such quotations.

Designated Treasury Dealer means one of the Reference Treasury Dealers designated by the Contract Administrator.

Reference Treasury Dealer means UBS Securities LLC or its successor, and four other firms, selected by the Contract Administrator from time to time, that are primary U.S. Government securities dealers in the City of New York (each a **Primary Treasury Dealer**); *provided, however,* that if any of them ceases to be a Primary Treasury Dealer, the Contract Administrator will substitute another Primary Treasury Dealer.

Reference Treasury Dealer Quotations means, with respect to each Reference Treasury Dealer and any redemption date for a particular Series 2006-A Certificate, the average, as determined by the Designated Treasury Dealer, of the bid and asked prices for the Comparable Treasury Issue (expressed in each case as a percentage of its principal amount) quoted in writing to the Designated Treasury Dealer by such Reference Treasury Dealer at 3:30 p.m., New York City time, on the third business day preceding such redemption date.

The Series 2006-B Certificates (Floating Rate)

The Series 2006-B Certificates will be dated the date of their issuance and mature on the dates set forth on the inside cover of this Offering Circular. The amount of interest for each day that the Series 2006-B Certificates are outstanding will be calculated by dividing the Interest Rate in effect for such day by 360 and multiplying the result by the outstanding principal amount of the Series 2006-B Certificates. The Series 2006-B Certificates are issued as fully registered 2006 Certificates, in principal denominations of $25,000 and integral multiples of $1,000 in excess thereof.

Interest will be payable on the Series 2006-B Certificates from the delivery date at a floating rate determined in the manner provided below, payable on September 15, 2006 and the 15th day of each December, March, June and September thereafter (each an **Interest Payment Date**) to the persons in whose name the Series 2006-B Certificates were registered at the close of business on the 15th day (whether or not a business day) preceding the respective Interest Payment Date, subject to certain exceptions.

The per annum interest rate on the Series 2006-B Certificates (**Interest Rate**) in effect during an Interest Period (as defined below) will be equal to the Three Month LIBOR plus the margin indicated on the inside cover of this Offering Circular, and interest on the Series 2006-B Certificates will accrue on the outstanding principal balance of the Series 2006-B Certificates as shown below. The outstanding principal balance is computed based upon the reduction of the principal balance of each Series 2006-B Certificate by the amount of the mandatory sinking fund prepayment on the specific dates set forth under the next subheading "Mandatory Sinking Fund Redemption" below.

13-53846-swr Doc 348-7 Filed 08/16/13 Entered 08/16/13 17:13:58 Page 16 of 248
[2.2.3.3] [POCs 2006 Offering Circular.pdf] [Page 16 of 248]

CONFIDENTIAL INFORMATION
mark.angelov@arentfox.com
Detroit/15:08:2013 11:32

Dates	2029 Maturity Outstanding Principal Balance (Weighted Average Life: 19.945 Years)	2034 Maturity Outstanding Principal Balance (Weighted Average Life: 25.949 Years)
June 12, 2006 – June 15, 2007	$299,155,000	$500,845,000
June 16, 2007 – June 15, 2008	299,155,000	500,845,000
June 16, 2008 – June 15, 2009	299,155,000	500,845,000
June 16, 2009 – June 15, 2010	299,155,000	500,845,000
June 16, 2010 – June 15, 2011	299,155,000	500,845,000
June 16, 2011 – June 15, 2012	299,155,000	500,845,000
June 16, 2012 – June 15, 2013	299,155,000	500,845,000
June 16, 2013 – June 15, 2014	299,155,000	500,845,000
June 16, 2014 – June 15, 2015	299,155,000	500,845,000
June 16, 2015 – June 15, 2016	299,155,000	500,845,000
June 16, 2016 – June 15, 2017	299,155,000	500,845,000
June 16, 2017 – June 15, 2018	299,155,000	500,845,000
June 16, 2018 – June 15, 2019	299,155,000	500,845,000
June 16, 2019 – June 15, 2020	284,526,000	500,845,000
June 16, 2020 – June 15, 2021	270,722,000	500,845,000
June 16, 2021 – June 15, 2022	257,875,000	500,845,000
June 16, 2022 – June 15, 2023	246,107,000	500,845,000
June 16, 2023 – June 15, 2024	235,569,000	500,845,000
June 16, 2024 – June 15, 2025	226,419,000	500,845,000
June 16, 2025 – June 15, 2026	218,827,000	500,845,000
June 16, 2026 – June 15, 2027	153,696,000	500,845,000
June 16, 2027 – June 15, 2028	84,511,000	500,845,000
June 16, 2028 – June 15, 2029	11,020,000	500,845,000
June 16, 2029 – June 15, 2030		433,799,000
June 16, 2030 – June 15, 2031		350,849,000
June 16, 2031 – June 15, 2032		262,705,000
June 16, 2032 – June 15, 2033		169,041,000
June 16, 2033 – June 15, 2034		69,512,000

For the initial Interest Period which begins on the 2006 Closing Date and ends on (but does not include) September 15, 2006, the Contract Administrator will set the Interest Rate on the 2006 Closing Date and will determine the LIBOR rate by reference to straight line interpolation between Three Month LIBOR and four month LIBOR based on the actual number of days in the initial Interest Period. The Interest Rate for each subsequent Interest Period for the Series 2006-B Certificates will be set on September 15, 2006 and the 15th day of each December, March, June and September thereafter (each an **Interest Rate Adjustment Date**) until the principal on the Series 2006-B Certificates is paid or made available for payment. If any Interest Rate Adjustment Date (other than the initial Interest Rate Adjustment Date occurring on the 2006 Closing Date) and Interest Payment Date for the Series 2006-B Certificates would otherwise be a day that is not a LIBOR Business Day, such Interest Rate Adjustment Date and Interest Payment Date shall be the next succeeding LIBOR Business Day.

LIBOR Business Day means any day on which the City, the Trustee and banks in both London and New York City are open for the transaction of business. **Interest Period** means the period from and including the 2006 Closing Date or the most recent Interest Payment Date to but excluding the next succeeding Interest Payment Date on which interest on the outstanding Series 2006-B Certificates was paid in full.

The **Three Month LIBOR** for each Interest Period means the rate determined in accordance with the following provisions:

13-53846-swr Doc 348-7 Filed 08/16/13 Entered 08/16/13 17:13:58 Page 17 of 248
[2.2.3.3] [POCs 2006 Offering Circular.pdf] [Page 17 of 248]

CONFIDENTIAL INFORMATION
mark.angelov@arentfox.com

(i) On the second LIBOR Business Day before the 2006 Closing Date and each subsequent Interest Rate Adjustment Date (each such date an **Interest Determination Date** for the ensuing Interest Period), the Contract Administrator will determine the Three Month LIBOR which shall be the London interbank offered rate for deposits in U.S. dollars with a three-month maturity that appears on Telerate Page 3750 as of 11:00 a.m., London time, on such Interest Determination Date. **Telerate Page 3750** means the display page so designated on Moneyline Telerate, Inc. (or such other page as may replace that page on that service or such other service or services as may be nominated by the British Bankers' Association for the purpose of displaying London interbank offered rates for U.S. dollar deposits). If the Three Month LIBOR on such Interest Determination Date does not appear on the Telerate Page 3750, the Three Month LIBOR will be determined as described in paragraph (ii) below.

(ii) With respect to an Interest Determination Date for which the Three Month LIBOR does not appear on Telerate Page 3750 as specified in paragraph (i) above, the Three Month LIBOR will be determined on the basis of the rates at which deposits in U.S. dollars for a three-month maturity and in a principal amount of at least U.S. $1,000,000 are offered at approximately 11:00 a.m., London time, on such Interest Determination Date to prime banks in the London interbank market by at least three leading banks engaged in transactions in Eurodollar deposits in the international Eurocurrency market (the **Reference Banks**) selected by the Contract Administrator. The Contract Administrator shall request the principal London office of each of such Reference Banks to provide a quotation of its rate. If at least two such quotations are provided, the Three Month LIBOR on such Interest Determination Date will be the arithmetic mean of such quotations. If fewer than two quotations are provided, the Three Month LIBOR on such Interest Determination Date will be the arithmetic mean of the rates quoted by three major banks in New York City, selected by the Contract Administrator, at approximately 11:00 a.m., New York City time, on such Interest Determination Date for loans in U.S. dollars to leading European banks in a principal amount of at least U.S. $1,000,000 having a three-month maturity; provided, however, that if the banks in New York City selected by the Contract Administrator are not then quoting rates for such loans, the relevant Interest Rate for the Interest Period commencing on the Interest Rate Adjustment Date following such Interest Determination Date will be the Interest Rate in effect on such Interest Determination Date.

The amount of interest for each day that the Series 2006-B Certificates are outstanding (the **Daily Interest Amount**) will be calculated by dividing the Interest Rate in effect for such day by 360 and multiplying the result by the outstanding principal amount of the Series 2006-B Certificates. The amount of interest to be paid on the Series 2006-B Certificates for any Interest Period will be calculated by adding the Daily Interest Amounts for each day in such Interest Period.

The Interest Rate on the Series 2006-B Certificates will in no event be higher than the maximum rate permitted by Michigan law as the same may be modified by United States law of general application.

The Interest Rate and amount of interest to be paid on the Series 2006-B Certificates for each Interest Period will be determined by the Contract Administrator. All calculations made by the Contract Administrator shall in the absence of manifest error be conclusive for all purposes and binding on the 2006 Funding Trust and the Holders of the Series 2006-B Certificates.

Mandatory Sinking Fund Redemption

All Series 2006-B Certificates maturing in 2029 are subject to *pro rata* mandatory redemption prior to maturity, at a redemption price equal to par (100% of the principal amount to be redeemed), together with accrued interest to the redemption date, on June 15 of each of the years, and in the respective amounts specified below, except that the principal amount of the Series 2006-B Certificates to be redeemed on each such redemption date will be reduced by a *pro rata* portion of the principal amount of any Series 2006-B Certificates that have been purchased by the Trustee and canceled by the Trustee, or redeemed as described below under "*The Series 2006-B Certificates (Floating Rate)* - Optional Redemption," at least 45 days before the redemption date:

CONFIDENTIAL INFORMATION
mark.angelov@arentfox.com
Detroit 15:08 2013 11:32

Redemption Date (June 15)	Principal Amount
2019	$14,629,000
2020	13,804,000
2021	12,847,000
2022	11,768,000
2023	10,538,000
2024	9,150,000
2025	7,592,000
2026	65,131,000
2027	69,185,000
2028	73,491,000
2029[(a)]	11,020,000

[(a)] Stated Maturity

All Series 2006-B Certificates maturing in 2034 are subject to *pro rata* mandatory redemption prior to maturity, at a redemption price equal to par (100% of the principal amount to be redeemed), together with accrued interest to the redemption date, on June 15 of each of the years, and in the respective amounts, specified below, except that the principal amount of the Series 2006-B Certificates to be redeemed on each such redemption date will be reduced by a *pro rata* portion of the principal amount of any Series 2006-B Certificates that have been purchased by the Trustee and canceled by the Trustee, or redeemed as described below under "*The Series 2006-B Certificates (Floating Rate)* - Optional Redemption," at least 45 days before the redemption date:

Redemption Date (June 15)	Principal Amount
2029	$67,046,000
2030	82,950,000
2031	88,144,000
2032	93,664,000
2033	99,529,000
2034[(a)]	69,512,000

[(a)] Stated Maturity

Optional Redemption

The Series 2006-B Certificates are subject to optional redemption on any Interest Payment Date at par, beginning June 15, 2011, in whole or in part (and if in part, as described below under "THE 2006 CERTIFICATES – *Selection of 2006 Certificates for Redemption*") .

Selection of 2006 Certificates for Redemption

If some but less than all of the 2006 Certificates of either Series 2006-A or Series 2006-B are to be redeemed on any date, the Contract Administrator, at the direction of the City, will select the maturity or maturities to be redeemed. Within a maturity, the particular 2006 Certificates of a Series to be redeemed shall be redeemed *pro rata* as described below.

So long as the 2006 Certificates of either Series are in the book-entry-only system, the securities depository will administer the prorating of partial redemptions among beneficial owners of the 2006 Certificates of that Series. See "THE 2006 CERTIFICATES - Global Book-Entry System."

CONFIDENTIAL INFORMATION
mark.angelov@arentfox.com
Dotson v. Stockton

Notice of Redemption

The Trustee will mail a notice to the registered owner of each 2006 Certificate to be redeemed in whole or in part at the address for the registered owner shown in the registration books (the securities depository so long as the book-entry-only system is in effect). The notice will be mailed at least 30 days but not more than 45 days prior to the redemption date. Failure to give a notice of redemption or a defect in it will not affect the validity of the proceedings for the redemption of any 2006 Certificates for which proper notice was given.

Global Book-Entry System

Payments of principal and interest for each 2006 Certificate will be paid to the registered owner of the 2006 Certificates. The 2006 Certificates are being issued initially in book-entry-only form, so the registered owner will be a securities depository, a nominee of The Depository Trust Company (**DTC**). Clearance is expected to be available through DTC and also through Clearstream and Euroclear, which will hold omnibus positions on behalf of their participants in the books of their respective depositories. For more information about the global book-entry system, see APPENDIX D. Under certain conditions the 2006 Certificates may be issued in certificated form.

The Trustee is the registrar and paying agent for the 2006 Certificates and may be contacted as follows:

Contact:	U.S. Bank National Association
Attn:	Trust Finance Management
Phone:	651-495-3713
Mail:	Corporate Trust Services U.S. Bank National Association 60 Livingston Avenue St. Paul, MN 55107 Mail Station EP-MN-WS3T

Registration and Payment of 2006 Certificates

How the 2006 Certificates are paid depends on whether or not they are in book-entry-only form.

While the 2006 Certificates are in book-entry-only form (as they are initially), payment of principal will be made by wire transfer to the securities depository or its nominee. Payment of interest will be made by wire transfer to the securities depository or its nominee on the payment date.

If the 2006 Certificates are not in book-entry-only form, payment of principal will be made by check or draft issued upon the presentation and surrender of the 2006 Certificates at the designated office of the Trustee. Payment of interest due on the 2006 Certificates will be made by check or draft mailed to the registered owner shown in the registration book at the close of business on the 15th day (whether or not a business day) preceding the respective interest payment date.

2006 COP SERVICE PAYMENTS

The following table sets forth the contractual obligations of the City under the 2006 Service Contracts in each fiscal year for payment of Scheduled Payments and Service Charges, corresponding to the principal of and interest on the 2006 Certificates, respectively.

CONFIDENTIAL INFORMATION
mark.angelov@arentfox.com
Detroit 15-08-2013 11:32

2006 COP SERVICE PAYMENTS SCHEDULE

Maturity	Series 2006-A			Series 2006-B			Total		
(June 15)	Principal	Interest	Total	Principal	Interest[1]	Total[1]	Principal	Interest[1]	Total[1]
2007	$–	$ 8,970,194	$ 8,970,194	$ –	$ 40,260,733	$ 40,260,733	$ –	$ 49,230,928	$ 49,230,928
2008	–	8,896,061	8,896,061	–	45,328,000	45,328,000	–	54,224,061	54,224,061
2009	–	8,896,061	8,896,061	–	49,936,975	49,936,975	–	58,833,035	58,833,035
2010	–	8,896,061	8,896,061	–	49,936,975	49,936,975	–	58,833,035	58,833,035
2011	–	8,896,061	8,896,061	–	49,936,975	49,936,975	–	58,833,035	58,833,035
2012	–	8,896,061	8,896,061	–	49,936,975	49,936,975	–	58,833,035	58,833,035
2013	–	8,896,061	8,896,061	–	49,936,975	49,936,975	–	58,833,035	58,833,035
2014	–	8,896,061	8,896,061	–	49,936,975	49,936,975	–	58,833,035	58,833,035
2015	–	8,896,061	8,896,061	–	49,936,975	49,936,975	–	58,833,035	58,833,035
2016	–	8,896,061	8,896,061	–	49,936,975	49,936,975	–	58,833,035	58,833,035
2017	–	8,896,061	8,896,061	–	49,936,975	49,936,975	–	58,833,035	58,833,035
2018	–	8,896,061	8,896,061	–	49,936,975	49,936,975	–	58,833,035	58,833,035
2019	–	8,896,061	8,896,061	14,629,000	49,936,975	64,565,975	14,629,000	58,833,035	73,462,035
2020	–	8,896,061	8,896,061	13,804,000	49,026,612	62,830,612	13,804,000	57,922,673	71,726,673
2021	–	8,896,061	8,896,061	12,847,000	48,167,589	61,014,589	12,847,000	57,063,650	69,910,650
2022	–	8,896,061	8,896,061	11,768,000	47,368,120	59,136,120	11,768,000	56,264,181	68,032,181
2023	–	8,896,061	8,896,061	10,538,000	46,635,798	57,173,798	10,538,000	55,531,858	66,069,858
2024	–	8,896,061	8,896,061	9,150,000	45,980,018	55,130,018	9,150,000	54,876,079	64,026,079
2025	–	8,896,061	8,896,061	7,592,000	45,410,613	53,002,613	7,592,000	54,306,674	61,898,674
2026	–	8,896,061	8,896,061	65,131,000	44,938,163	110,069,163	65,131,000	53,834,224	118,965,224
2027	–	8,896,061	8,896,061	69,185,000	40,885,061	110,070,061	69,185,000	49,781,122	118,966,122
2028	–	8,896,061	8,896,061	73,491,000	36,579,679	110,070,679	73,491,000	45,475,739	118,966,739
2029	–	8,896,061	8,896,061	78,066,000	32,006,334	110,072,334	78,066,000	40,902,394	118,968,394
2030	–	8,896,061	8,896,061	82,950,000	27,127,818	110,077,818	82,950,000	36,023,878	118,973,878
2031	–	8,896,061	8,896,061	88,144,000	21,940,436	110,084,436	88,144,000	30,836,496	118,980,496
2032	–	8,896,061	8,896,061	93,664,000	16,428,241	110,092,241	93,664,000	25,324,301	118,988,301
2033	–	8,896,061	8,896,061	99,529,000	10,570,845	110,099,845	99,529,000	19,466,906	118,995,906
2034	36,255,000	8,896,061	45,151,061	69,512,000	4,346,675	73,858,675	105,767,000	13,242,735	119,009,735
2035	112,285,000	6,724,749	119,009,749	–	–	–	112,285,000	6,724,749	119,009,749
Totals	$148,540,000	$255,888,579	$404,428,579	$800,000,000	$1,152,307,457	$1,952,307,457	$948,540,000	$1,408,196,036	$2,356,736,036

[1] Series 2006-B interest calculated at fixed swap rates.

CONFIDENTIAL INFORMATION
mark.angelov@arentfox.com
Detail: 08/16/2013 11:28

2006 CERTIFICATE INSURANCE

The scheduled payment of principal of and interest on the particular 2006 Certificates specifically identified on the inside cover of this Offering Circular as the "FGIC-insured 2006 Certificates" will be guaranteed under an insurance policy to be issued concurrently with the delivery of the FGIC-insured 2006 Certificates by Financial Guaranty Insurance Company (**Financial Guaranty**). Information provided by Financial Guaranty about its operations and financial condition is included as APPENDIX E, as is the form of its insurance policy.

The scheduled payment of principal of and interest on the particular 2006 Certificates specifically identified on the inside cover of this Offering Circular as the "XLCA-insured 2006 Certificates" will be guaranteed under an insurance policy to be issued concurrently with the delivery of the XLCA-insured 2006 Certificates by XL Capital Assurance Inc. (**XLCA**). Information provided by XLCA about its operations and financial condition is included as APPENDIX F, as is the form of its insurance policy.

In addition, Financial Guaranty and XLCA are expected to provide insurance policies that cover payments required to be made by the Service Corporations under the 2006 Swap Agreements that the Service Corporations are expected to enter into before or at the time of issuance of the Series 2006-B Certificates.

2006 SERVICE CONTRACT ADMINISTRATION

On the 2006 Closing Date, the 2006 Funding Trust, the Service Corporations, severally and not jointly, and the 2006 Swap Agreement counterparties and a guarantor for one of them, will enter into the Contract Administration Agreement (**Administration Agreement**) with U.S. Bank National Association, as Contract Administrator. U.S. Bank National Association will also be the Trustee under the Trust Agreement. The Administration Agreement will permit the substitution of a different Contract Administrator if a conflict of interest were to arise from the same institution serving in both roles.

Under the Administration Agreement, each of the Service Corporations and the Trustee on behalf of the 2006 Funding Trust will appoint the Contract Administrator as its respective agent to collect 2006 COP Service Payments, as well as periodic or termination payment amounts received from the City under the 2006 Service Contracts (**Hedge Payables**) or received from a 2006 Swap Agreement counterparty (**Hedge Receivables**), and will require the Contract Administrator to determine in accordance with prescribed priorities and prorating provisions to whom they must be disbursed. Also under the Administration Agreement, the Trustee on behalf of the 2006 Funding Trust will appoint the Contract Administrator as its agent to enforce the payment of 2006 COP Service Payments. Additionally, under the Administration Agreement, each Service Corporation will appoint the Contract Administrator as its agent if directed by the Service Corporation to enforce the payment of Hedge Receivables and Hedge Payables.

Although (i) another contract administration agreement and another trust agreement, which created another funding trust, exist with respect to the 2005 Service Contracts and the 2005 COPs, (ii) U.S. Bank National Association also is both the contract administrator under that contract administration agreement and the trustee under that trust agreement and (iii) that other trust agreement, funding trust and contract administration agreement, as well as the 2005 Service Contracts and certain of the 2005 COPs, will continue to exist after the 2006 Closing Date, all of the foregoing are totally separate and distinct from the 2006 Certificates, the 2006 Funding Trust, the 2006 Service Contracts, the related new Trust Agreement and Administration Agreement, and U.S. Bank National Association's serving as Trustee under the new Trust Agreement and as Contract Administrator under the new Administration Agreement. Similarly all funds paid, received, held or disbursed under the 2006 Service Contracts, Administration Agreement, Trust Agreement and 2006 Certificates are totally separate and distinct from all funds paid, received, held or disbursed under the 2005 Service Contracts, the related 2005 contract administration agreement and trust agreement and the 2005 COPs.

CONFIDENTIAL INFORMATION
mark.angelov@arentfox.com

Payments to the Trustee or Others

On any date that principal or interest is due and payable on any 2006 Certificates, the applicable 2006 Certificateholders are entitled to receive the amount due from the Trustee in accordance with the Trust Agreement. The Trustee is dependent on receiving from the Contract Administrator, as the agent of each Service Corporation, the proceeds of 2006 COP Service Payments collected by the Contract Administrator for that purpose. In the event that on such date the Trustee has insufficient moneys to pay the full aggregate amount thus due, the Trustee is required by the Trust Agreement to disburse all of the available moneys it then holds to the entitled 2006 Certificateholders on a *pro rata* basis.

The Contract Administrator is required to distribute the moneys it receives from the City as Service Payments (which term includes not only 2006 COP Service Payments but also payments for fees, expenses and indemnification of the Contract Administrator and amounts in respect of periodic Hedge Payables and termination Hedge Payables) in accordance with the following priorities of payment among specific categories of payments, as prescribed in each 2006 Service Contract:

First: any fees, expenses and indemnification then owing to the Contract Administrator under the Contract Administration Agreement, including reasonable fees and expenses of its counsel, in connection with any waiver or consent thereunder or any amendment thereof or of a 2006 Service Contract, or in connection with the enforcement thereof, are payable to it,

Second: all theretofore due and unpaid Service Charges (corresponding to interest due and unpaid to 2006 Certificateholders) and amounts in respect of periodic Hedge Payables due and unpaid to a 2006 Swap Counterparty are payable on a parity, before the Contract Administrator can pay any available moneys then held by it to the next priority, namely,

Third: all then due and about to become due Service Charges (corresponding to interest to 2006 Certificateholders) and amounts in respect of periodic Hedge Payables to a 2006 Swap Counterparty are payable on a parity, before the Contract Administrator can pay any available moneys then held by it to the next priority, namely,

Fourth: all theretofore due and unpaid regular Scheduled Payments and Sinking Fund Installments (corresponding to principal due and unpaid to 2006 Certificateholders) are payable on a parity, before the Contract Administrator can pay any available moneys then held by it to the next priority, namely,

Fifth: all then due or about to become due regular Scheduled Payments and Sinking Fund Installments (corresponding to principal to 2006 Certificateholders) are payable on a parity, before the Contract Administrator can pay any available moneys then held by it to the next priority, namely,

Sixth: all theretofore due and unpaid amounts in respect of termination Hedge Payables to a 2006 Swap Counterparty are payable before the Contract Administrator can pay any available moneys then held by it to the next priority, namely,

Seventh: all then due and about to become due amounts in respect of termination Hedge Payables to a 2006 Swap Counterparty are payable before the Contract Administrator can pay any available moneys then held by it to the final priority, namely,

Eighth: all then due and about to become due Optional Prepayment Amounts (corresponding to optional prepayments of principal to 2006 Certificateholders) and Accrued Service Charges.

13-53846-swr Doc 348-7 Filed 08/16/13 Entered 08/16/13 17:13:58 Page 23 of 248
[2.2.3.3] [POCs 2006 Offering Circular.pdf] [Page 23 of 248]

CONFIDENTIAL INFORMATION
mark.angelov@arentfox.com
Detroit/15:08:2013 11:32

For purposes of the above priorities, an amount is "about to become due" (i) in the case of amounts which are payable not more frequently than once each calendar week, when there are six or fewer days before its due date, or (ii) for amounts which are payable more frequently than once each calendar week, the day after its most recent due date.

The Administration Agreement requires the Contract Administrator, before paying any 2006 COP Service Payment proceeds to the Trustee for pass through to 2006 Certificateholders on any payment date, to determine which priorities are then due and owing, whether on that date or in arrears, and to apply those moneys according to the priorities described above. Thus, if after satisfying the First priority, the Contract Administrator has insufficient moneys to pay all amounts then owing among the next priorities, it shall use the available moneys first to pay amounts owing in the Second priority on a parity between Service Charges (payable by the Contract Administrator to the Trustee) and periodic Hedge Payables (payable to a 2006 Swap Counterparty); and in that event, 2006 Certificateholders may receive on that date less than the full amount then owing to them. If that occurred, however, the affected 2006 Certificateholders would have the benefit of the applicable 2006 Certificate insurance. See "2006 CERTIFICATE INSURANCE."

Enforcement

Promptly after any failure of the City to pay any 2006 COP Service Payment when due, the Contract Administrator is required to give written notice by mail to all 2006 Certificateholders and others, except that such notice shall be given to the insurer of particular 2006 Certificates rather than those 2006 Certificateholders as long as the insurer is not in default under its insurance policy. The Contract Administrator has no duty under the Contract Administration Agreement to pursue any remedy against the City for nonpayment of 2006 COP Service Payments except at the request of 2006 Certificateholders representing at least 25% of the outstanding principal amount of 2006 Certificates, the payments on which have not been made when due, or at least 50% of the outstanding principal amount of all 2006 Certificates, and only if they shall have offered to the Contract Administrator reasonable security or indemnity against the costs, expenses and liabilities which might by incurred by it in compliance with such request.

THE SERVICE CORPORATIONS AND THE 2006 FUNDING TRUST

The two Service Corporations are Michigan nonprofit corporations incorporated by the City pursuant to the Home Rule City Act, the Funding Ordinance and the Michigan Nonprofit Corporation Act. They are organized primarily for the purpose of assisting the City in carrying out its constitutionally mandated obligation to maintain the actuarial integrity of its two Retirement Systems through performing the services of reducing the financial burden of the unfunded accrued actuarial liabilities of the GRS or PFRS, as applicable, by funding specified amounts thereof and by funding a reduction or rescheduling (or both) of certain related contractual payment obligations of the City as contemplated by the Funding Ordinance. They did this with respect to the 2005 Subject UAAL by entering into and undertaking their obligations under the two respective 2005 Service Contracts and related agreements including a trust agreement, a contract administration agreement and certain swap agreements. Similarly, they will do this again by entering into and performing their obligations under the two respective 2006 Service Contracts, the Trust Agreement, the Contract Administration Agreement and the 2006 Swap Agreements. The Service Corporations are not expected to have a significant active role with regard to any outstanding 2006 Certificates after the 2006 Closing Date.

The governing body of each respective Service Corporation is its Board of Directors, comprised of five directors. The Articles of Incorporation of each Service Corporation prescribe that its Board of Directors shall consist of three officials of the City – the Finance Director, the Budget Director and the Corporation Counsel – plus two members of the Detroit City Council appointed by the City Council. The current Board of Directors of each Service Corporation is comprised of these same five individuals:

CONFIDENTIAL INFORMATION
mark.angelov@arentfox.com
Detroit 7/15:08:2013 11:32

Roger Short	Interim Finance Director of the City
Pamela Scales	Budget Director of the City
John E. Johnson, Jr.	Corporation Counsel of the City
Kenneth V. Cockrel, Jr.	City Council member
Alberta Tinsley-Talabi	City Council member

The officers of both Service Corporations are: Mr. Short, President; Ms. Scales, Treasurer; and Mr. Johnson, Secretary.

Detroit Retirement Systems Funding Trust 2006 (the **2006 Funding Trust)** is a grantor trust that will be established and existing under Michigan law beginning on the 2006 Closing Date. It will be created by the Service Corporations, severally and not jointly, by their entering into the Trust Agreement on that date with U.S. Bank National Association, as Trustee. The purposes of the 2006 Funding Trust are to purchase and accept from the Service Corporations their assignment of the rights to receive all 2006 COP Service Payments payable by the City under the 2006 Service Contracts, to issue and sell the 2006 Certificates in accordance with the Trust Agreement and, acting through the Trustee, to pay all received 2006 COP Service Payments to the 2006 Certificateholders. In the event that at any future time either Service Corporation enters into a service contract with the City to provide for funding a particular amount of unfunded accrued actuarial liabilities of the City other than the 2005 Subject UAAL, the 2006 Funding Trust will have nothing to do with those transactions and the Service Corporation would have to create one or more other funding trusts to issue any certificates of participation for those transactions.

UNDERWRITING

The Series 2006-A Certificates are being purchased by certain underwriters (**Series 2006-A Underwriters)**, and UBS Securities LLC is serving as representative for the Series 2006-A Underwriters. The Series 2006-A Underwriters have agreed, subject to certain conditions, to purchase the Series 2006-A Certificates from the 2006 Funding Trust at an aggregate purchase price of $147,333,422.10 (reflecting underwriters' discount of $1,206,577.90).

The Series 2006-B Certificates are being purchased by certain underwriters (**Series 2006-B Underwriters)**, and UBS Securities LLC is serving as representative for the Series 2006-B Underwriters. The Series 2006-B Underwriters have agreed, subject to certain conditions, to purchase the Series 2006-B Certificates from the 2006 Funding Trust at an aggregate purchase price of $793,501,667.42 (reflecting underwriters' discount of $6,498,332.58).

The Underwriters have agreed to reoffer the 2006 Certificates at the public offering prices or yields set forth on the inside cover of this Offering Circular. The 2006 Certificates may be offered and sold to certain dealers (including dealers depositing the 2006 Certificates into investment trusts) at prices lower than such public offering prices, and such prices may be changed, from time to time, by the Underwriters. The Underwriters' obligations are subject to certain conditions, and they will be obligated to purchase all the 2006 Certificates if any 2006 Certificates are purchased.

The Underwriters may engage in over-allotment, stabilizing transactions, syndicate covering transactions, and penalty bids in accordance with Regulation M under the Securities Exchange Act of 1934. Over-allotment involves syndicate sales in excess of the offering size, which creates a syndicate short position. Stabilizing transactions permit bids to purchase the underlying security so long as the stabilizing bids do not exceed a specific maximum. Syndicate covering transactions involve purchases of the 2006 Certificates in the open market after the distribution has been completed in order to cover syndicate short positions. Penalty bids permit an Underwriter to reclaim a selling concession from a syndicate member when the 2006 Certificates originally sold by such syndicate member are purchased in a syndicate covering transaction to cover syndicate

CONFIDENTIAL INFORMATION
mark.angelov@arentfox.com
Detroit/15-08-2013 11:32

short positions. Such stabilizing transactions, syndicate covering transactions, and penalty bids may cause the price of the 2006 Certificates to be higher than it would otherwise be in the absence of such transactions. Such transactions, if commenced, may be discontinued at any time.

Affiliates of one or more of the Underwriters may also be counterparties in 2006 Swap Agreements entered into by the Service Corporations in connection with the 2006 Service Contracts.

Global Plan of Distribution

The 2006 Certificates are offered by the Underwriters for sale in those jurisdictions in the United States, Europe, Asia, and elsewhere where it is lawful to make such offers. Each Underwriter has undertaken that it will not offer, sell, or deliver, directly or indirectly, any of the 2006 Certificates or distribute this Offering Circular or any other material relating to the 2006 Certificates, in or from any jurisdiction except under circumstances that will, to the best of its knowledge and belief, result in compliance with the applicable laws and regulations thereof and not impose any obligations on the City, the Service Corporations or the Funding Trust except as contained in the underwriting agreement among the City, the Service Corporations and the Underwriters. Persons who receive this Offering Circular are required to comply with all applicable laws and regulations in each country or jurisdiction in which they purchase, offer, sell, or deliver the 2006 Certificates or have in their possession, distribute, or publish any offering material relating to the 2006 Certificates, in all cases at their own expense.

Reference Information about the 2006 Certificates

The table on the inside cover of this Offering Circular provides information about the 2006 Certificates. The CUSIP, ISIN and Euroclear and Clearstream Common Code numbers for each maturity have been obtained from sources the City and the Service Corporations believe to be reliable, but the City, the Service Corporations, the Trustee and the Underwriters are not responsible for the correctness of the CUSIP, ISIN and Euroclear and Clearstream Common Code numbers or other identifying numbers assigned to the 2006 Certificates. The Underwriters have provided the reoffering yields and prices. The yield at issuance is the yield to maturity.

RATINGS

At the City's and the Service Corporations' request, several rating agencies have rated the 2006 Certificates as set forth in the table below with the understanding that, upon delivery of the 2006 Certificates, the insurance policies described under "2006 CERTIFICATE INSURANCE" will be issued.

Insured Rating		Rating Agency
Series 2006-A Certificates	Series 2006-B Certificates	
AAA	AAA	Fitch Ratings
Aaa	Aaa	Moody's Investors Service, Inc.
AAA	AAA	Standard & Poor's Ratings Services

In addition, at the City's request, several rating agencies have assigned an underlying rating to the 2006 Certificates (the rating that would apply to the 2006 Certificates if the insurance policies were not issued) as set forth in the table below.

Underlying Rating		Rating Agency
Series 2006-A Certificates	Series 2006-B Certificates	
BBB	BBB	Fitch Ratings
Baa2	Baa2	Moody's Investors Service, Inc.
Aa2	Aa2	Moody's Investors Service, Inc. (corporate equivalent rating)
BBB-	BBB-	Standard & Poor's Ratings Services

CONFIDENTIAL INFORMATION
mark.angelov@arentfox.com

Any explanation of what a rating means may only be obtained from the rating agency assigning the rating. There is no assurance that a rating assigned to the 2006 Certificates will continue for any period of time. A rating agency may lower or withdraw the rating it assigns if in its judgment circumstances so warrant. Any downward revision or withdrawal of a rating may have an adverse effect on the trading value and the market price of the 2006 Certificates. The 2006 Funding Trust, the Service Corporations and City make no representations as to the appropriateness of the ratings.

FINANCIAL ADVISORS

Robert W. Baird & Co. and Scott Balice Strategies, LLC each have been employed by the City to perform professional services in the capacity of financial advisors with respect to the 2006 Service Contracts and the 2006 Certificates.

INDEPENDENT ACCOUNTANTS

The basic financial statements of the City, as of and for the fiscal year ended June 30, 2005, included in APPENDIX C, have been audited by the firm of KPMG LLP, independent accountants, to the extent indicated in their report thereon, which also appears in APPENDIX C.

KPMG LLP's qualified report dated May 13, 2006, which is based on the reports of other auditors, states that the financial statements of the Detroit Housing Commission Component Unit (**Housing**) included in the City's basic financial statements have not been audited and that KPMG LLP was not engaged to audit the financial statements of Housing as part of the City's basic financial statements. Housing's financial activities are included in the City's financial statements as a discretely presented component unit and represent 3.1%, 37.8% and 1.2% of the assets, net assets and revenues, respectively, of the City's aggregate discretely presented component units.

TRUSTEE AND CONTRACT ADMINISTRATOR

U.S. Bank National Association will be the Trustee under the Trust Agreement which creates the 2006 Funding Trust pertaining to the 2006 Certificates and also the Contract Administrator under the Administration Agreement pertaining to the 2006 Service Contract, the 2006 Swap Agreements and related matters. U.S. Bank National Association also is the trustee under another trust agreement which created another funding trust pertaining to the 2005 COPs and also the contract administrator under another contract administration agreement pertaining to the 2005 Service Contracts, the 2005 Swap Agreements and related matters. See "2006 SERVICE CONTRACT ADMINISTRATION."

LEGAL MATTERS

Legal matters incident to the authorization, issuance, and sale of the 2006 Certificates are subject to the approval of Lewis & Munday, A Professional Corporation, Detroit, Michigan, 2006 Certificate Counsel, whose approving opinion, substantially in the form shown in APPENDIX G, will be delivered on the date of issuance of the 2006 Certificates. In the event certificated 2006 Certificates are issued, the opinion will be printed on the reverse side of each 2006 Certificate.

Certain legal matters will be passed upon for the Underwriters by their counsel, Honigman Miller Schwartz and Cohn LLP, Detroit, Michigan.

A legal opinion addressing certain labor law matters will be delivered by Sullivan, Ward, Asher & Patton, P.C., of Southfield, Michigan, as special labor counsel to the City.

A legal opinion addressing the United States federal income tax characterization of the 2006 Funding Trust, the Scheduled Payments and Service Charges to be received by the 2006 Funding Trust under the 2006

13-53846-swr Doc 348-7 Filed 08/16/13 Entered 08/16/13 17:13:58 Page 27 of 248
[2.2.3.3] [POCs 2006 Offering Circular.pdf] [Page 27 of 248]

CONFIDENTIAL INFORMATION
mark.angelov@arentfox.com
08/16/2013 11:32

Service Contracts, and the income to be earned by the Service Corporations pursuant to the transactions described in this Offering Circular will be delivered by Mayer, Brown, Rowe & Maw LLP, New York, New York, as special U.S. federal tax counsel. A legal opinion on certain State of Michigan tax considerations relating to the transactions described in this Offering Circular will be delivered by Honigman Miller Schwartz and Cohn LLP, as special Michigan tax counsel.

LITIGATION

The City is a defendant in numerous lawsuits and is also subject to other claims. Among these are the following matters which relate to the administration of the City's pension plans.

Trustees of the Policemen and Firemen Retirement System of the City of Detroit v City of Detroit. The governing board (**PFRS Board**) of the City's Police and Fire Retirement System (**PFRS**) filed this action in June 2004 for a declaratory judgment that the PFRS Board can impose a shorter amortization period for the City's funding of the unfunded accrued actuarial liabilities (**UAAL**) of the PFRS than set forth in a 1974 City ordinance, codified in the City Code. That ordinance and City Code section prescribed a 30-year amortization period, to be reduced by one year each subsequent year until reaching, and thereafter maintaining, a 20-year amortization period. The PFRS Board alleged that such ordinance provision is permissive only, and that under an agreement entered into in 1992, the PFRS Board has the authority to establish amortization periods of less than 20 years. The PFRS Board, accordingly, had adopted a declining amortization policy such that the amortization period for computing the City's annual contribution for PFRS UAAL due June 30, 2006 would be 13 years. The City denied that there was such an agreement, and argued that under the City Code there cannot be an amortization period shorter than 20 years. Both sides moved for summary disposition, and on May 16, 2005, the Court granted summary disposition to the City. The PFRS Board appealed to the Michigan Court of Appeals, which on February 28, 2006 reversed the lower court decision and granted "the Board's declaratory judgment that it has the authority under applicable law to set the amortization period." On April 11, 2006, the City applied for leave to appeal this decision to the Michigan Supreme Court, which has not yet ruled on the application.

After such lower court decision in the City's favor and before such Michigan Court of Appeals decision in the PFRS Board's favor, the City Council adopted an ordinance which became effective on February 8, 2006, establishing a 30-year amortization period for the funding of PFRS UAAL. After the Michigan Court of Appeals decision, on March 30, 2006, the PFRS Board adopted a resolution also establishing a 30-year amortization period for the funding of PFRS UAAL (the **Board Amortization Resolution**).

*Detroit Police Officers Association, Charging Party, and City of Detroit, Respondent (*Employment Relations Commission, Michigan Department of Labor & Economic Growth (**MERC**)). An unfair labor practice charge was filed against the City by the Detroit Police Officers Association (**DPOA**) on April 19, 2006, with the Employment Relations Commission. The DPOA in its charge asserts that the establishment of the PFRS amortization schedule is a mandatory subject of bargaining and that the City engaged in an unfair labor practice by representatives of the City, acting as trustees of the PFRS Board, voting in favor of the Board Amortization Resolution. The period over which the City's scheduled payment obligations are payable under the 2006 PFRS Service Contract is determined with reference to action of the PFRS Board in its Board Amortization Resolution.

The City's special labor counsel, Sullivan, Ward, Asher & Patton, P.C., of Southfield, Michigan (**Labor Counsel**), has reviewed the DPOA's charge, the Board Amortization Resolution and applicable MERC and court decisions**.** While recognizing that the outcome of any litigation or administrative proceeding cannot be predicted with certainty, Labor Counsel will deliver its opinion that the establishment of the PFRS amortization schedule is not a mandatory subject of bargaining and that the DPOA's charge is wholly without merit. Certificate Counsel will deliver its approving opinion, substantially in the form shown in APPENDIX G, on the date of issuance of the 2006 Certificates.

CONFIDENTIAL INFORMATION
mark.angelov@arentfox.com

The following are significant General Fund litigation matters which remain pending or have arisen since June 30, 2005. It has been the City's experience that lawsuits and claims are settled for amounts less than the stated demand. While it is not possible to determine the final outcome of these lawsuits and claims exactly, the City and its Law Department have estimated that the liability for all such litigation and claims approximates $132.9 million for governmental activities as of June 30, 2005.

City of Detroit v Detroit Plaza Limited Partnership. This is a condemnation action that was filed in September of 2000. The property owners in this case initially challenged the necessity of the acquisition. The City and the property owners ultimately reached an agreement for withdrawal of the necessity challenge, which allowed the case to proceed only on the question of valuation of the property. The respective appraised values for the property have served as the basis for the City's estimated just compensation and the property owners claims, and would indicate that a material expense to the City might result from any adverse verdict. The matter was tried in April 2004. A verdict of $25,000,000 was rendered by the jury. The City's estimated just compensation was $13,712,500, which had been previously paid by the City. The increase was approximately $11,287,500. A judgment was entered in May 2004. Motions for new trial, judgment notwithstanding the verdict and remittitur, along with the property owners' motion for attorneys fees, costs and case evaluation sanctions have been heard by the trial court. The trial court denied the City's motions for new trial and judgment notwithstanding the verdict, and granted the property owners motions for attorneys' fees and costs. A claim of appeal was timely filed on October 12, 2004, and the parties have filed their briefs on appeal. The City intends to continue to vigorously prosecute this matter through appeal. The City believes that the trial court made a number of evidentiary rulings that were in error, but the ultimate outcome is difficult to assess at this time.

Estate of Lamar Grable v Eugene Brown. The suit arises out of a shooting incident in which the plaintiff's decedent died after being shot by Officer Brown. Both Officer Brown and his partner testified at trial that the decedent fired his weapon twice and struck Brown twice in his abdominal area. Judgment was entered on a jury verdict of $4,000,000 plus taxable costs of $18,510 and attorney fees of $255,055, against City police officer Eugene Brown and in favor of the plaintiff. The Michigan Court of Appeals upheld the judgment. An application for leave to appeal to the Michigan Supreme Court has been filed and is pending before that Court.

HRT Enterprises, et al v City of Detroit. These consolidated inverse condemnation cases have two plaintiffs: HRT Enterprises, a Michigan partnership, the fee owner of the industrial property in question; and Merkur Steel Supply, Inc., a sub-tenant. The fee owner of the property seeks to compel the City to purchase the subject buildings. After the trial court granted the City's summary disposition motion against HRT Enterprises and Merkur Steel Supply, Inc, they filed on December 23, 2003, a timely claim of appeal of right to the Michigan Court of Appeals from the trial court's grant of summary disposition in favor of the City. On May 12, 2005, the Court of Appeals reversed the trial court's decision on the HRT claim and affirmed its decision on the Merkur claim. The HRT matter proceeded to trial on September 6, 2005 and the jury returned a verdict in favor of the City. HRT filed post-judgment motions, which were denied by the trial court on January 19, 2006. HRT's appeal to the Michigan Court of Appeals, filed on February 8, 2006, is pending in that Court.

Trustees of the Policemen and Firemen Retirement System of the City of Detroit v City of Detroit, et al. The PFRS Board filed this lawsuit in August 2005 seeking payment of $53 million for the City's unpaid contribution obligation to the PFRS due June 30, 2005. The PFRS Board has since adopted a resolution approving the City's proposed settlement terms, and the lawsuit has been inactive by mutual agreement of the parties pending completion of the settlement. Under the approved settlement terms, the balance of the June 30, 2005 required City contributions to the PFRS will be paid with interest at 7.8% per annum no later than June 30, 2006, and the required City contributions to the PFRS due June 30, 2006 will be paid with interest at 7.8% per annum no later than June 30, 2007.

13-53846-swr Doc 348-7 Filed 08/16/13 Entered 08/16/13 17:13:58 Page 29 of 248
[2.2.3.3] [POCs 2006 Offering Circular.pdf] [Page 29 of 248]

CONFIDENTIAL INFORMATION
mark.angelov@arentfox.com

George Marshall Grace, et al v City of Detroit. This is a class action lawsuit filed in April 1990 arising from the City's residency requirement. The United States District Court held that the City unconstitutionally discriminated against applicants for employment who were not residents of the City at the time they made application. The City ceased requiring residency upon application for employment and subsequently state law enacted in March 2000 now prohibits residency requirements in most respects. The claims of over four hundred class members have been adjudicated with a finding of liability in ninety-four of those claims. The Court ruled in favor of the City on the issue of mitigation of damages, but permitted the class to file an interlocutory appeal to the Sixth Circuit Court of Appeals, pursuant to 28 U.S.C. §1292b. This relief is permissive and may or may not be granted by the Court of Appeals. In the interim, the District Court has ordered the parties to continue resolving the liability claimants, pending the outcome of the potential appeal. Because the Court found liability pursuant to 42 U.S.C. §1983, the Court will award attorneys fees and costs to class counsel and the court-appointed special master.

800-Megahertz Communication System Cost Allocation Lawsuit. This is litigation brought by three southeastern Michigan counties (Wayne, Oakland and Macomb Counties (collectively **Counties**)) against the City in late 2005, within the proceedings of a longstanding case in the U.S. District Court involving the City and its Detroit Water and Sewerage Department (**DWSD**), an enterprise fund department of the City. The Counties are wholesale sewerage customers of DWSD and claim that the allocation to DWSD of 60% of the $64.4 million capital (*i.e.*, infrastructure) costs of the City's 800-megahertz communication system (**800-MHz System**), passed on, in part, to the Counties through DWSD's rates, is improper. The City recently completed construction of the 800-MHz System, which provides communication capabilities to all City departments for both day-to-day operations and emergency response. The total cost of the 800-MHz System was approximately $128 million. In May 2003, the City Budget Department, on behalf of all General Fund departments, and the DWSD entered into a Memorandum of Understanding under which (a) DWSD took the lead in contracting for and overseeing the construction of the 800-MHz System, and (b) DWSD paid 60% of the project's infrastructure costs and the General Fund departments paid the other 40%. The 60/40 allocation was based on DWSD's larger service area (approximately 1,000 square miles, including the City) compared to the approximately 100 square-mile area of the City served by the General Fund departments, and on the understanding that 15 of the 29 communications towers needed to support the 800-MHz System would be constructed outside the City. Accordingly, of the total infrastructure costs of $64.4 million, DWSD paid $38.6 million and the General Fund departments paid the balance. The Counties argue in their court briefs that DWSD's allocated share of the infrastructure costs should have been closer to 6-8%, rather than 60%, based on DWSD's actual air time use of the 800-MHz System. The City intends to vigorously defend the original allocation, but cannot predict the outcome of the litigation.

UNITED STATES FEDERAL TAX CONSIDERATIONS

NOTICE PURSUANT TO IRS CIRCULAR 230: TO ENSURE COMPLIANCE WITH REQUIREMENTS IMPOSED BY THE INTERNAL REVENUE SERVICE, YOU ARE HEREBY NOTIFIED THAT: (A) ANY DISCUSSION OF U.S. FEDERAL TAX CONSIDERATIONS IN THIS OFFERING CIRCULAR IS NOT INTENDED OR WRITTEN TO BE RELIED UPON, AND CANNOT BE RELIED UPON, BY ANY TAXPAYER FOR THE PURPOSE OF AVOIDING PENALTIES THAT MAY BE IMPOSED UNDER THE UNITED STATES INTERNAL REVENUE CODE; (B) THIS OFFERING CIRCULAR IS WRITTEN IN CONNECTION WITH THE PROMOTION OR MARKETING OF THE TRANSACTIONS OR MATTERS DISCUSSED HEREIN; AND (C) YOU SHOULD SEEK ADVICE BASED ON YOUR PARTICULAR CIRCUMSTANCES FROM AN INDEPENDENT TAX ADVISOR.

CONFIDENTIAL INFORMATION
mark.angelov@arentfox.com

The following is a general discussion of certain U.S. federal tax considerations relating to the purchase, ownership and disposition of the 2006 Certificates. The discussion below does not deal with all U.S. federal tax considerations applicable to all categories of investors, some of which may be subject to special rules. In addition, this discussion is generally limited to investors who will hold 2006 Certificates as "capital assets" (generally, property held for investment) within the meaning of Section 1221 of the U.S. Internal Revenue Code of 1986, as amended (the **Code**), and who would be treated as holding the 2006 Funding Trust's right to receive 2006 COP Service Payments under the 2006 Service Contracts as a capital asset if they held such right directly. This discussion is limited to initial purchasers of 2006 Certificates. **Investors (including subsequent purchasers of 2006 Certificates) are strongly urged to consult their own tax advisors about the U.S. federal, state (including State of Michigan), local and other tax consequences of the purchase, ownership and disposition of 2006 Certificates.**

This discussion is based on the Code, administrative pronouncements, judicial decisions and existing and proposed U.S. Department of Treasury regulations. Prospective purchasers should note that no rulings have been or will be sought from the Internal Revenue Service (**IRS**) with respect to any of the U.S. federal tax considerations discussed below, and no assurance can be given that the IRS will not take contrary positions. Mayer, Brown, Rowe & Maw LLP has opined on none of the tax considerations discussed below except as expressly indicated below.

As used below, the term "**U.S. 2006 Certificateholder**" means a beneficial owner of a 2006 Certificate who is a citizen or resident of the United States or a U.S. domestic corporation, or a 2006 Certificateholder who otherwise will be subject to U.S. federal income taxation on a net basis in respect of the 2006 Certificates; and the term "**Non-U.S. 2006 Certificateholder**" means a beneficial owner of a 2006 Certificate other than a U.S. 2006 Certificateholder. Except as stated below, the following discussion does not address any tax considerations that apply specifically to a Non-U.S. 2006 Certificateholder.

Tax Status of the 2006 Funding Trust

In the opinion of Mayer, Brown, Rowe & Maw LLP, the 2006 Funding Trust will be treated as a grantor trust under Subpart E, Part I of Subchapter J of the Code, and each 2006 Certificateholder will be treated for U.S. federal income tax purposes as the owner of an undivided *pro rata* interest in the payments in respect of the 2006 Service Contracts received by the 2006 Funding Trust that are attributable to the specific maturity of such 2006 Certificateholder's 2006 Certificate.

Tax Status of the 2006 COP Service Payments under the 2006 Service Contracts

In the opinion of Mayer, Brown, Rowe & Maw LLP, payments in respect of the 2006 Service Contracts received by the 2006 Funding Trust will constitute payments in respect of indebtedness for U.S. federal income tax purposes. Accordingly, the Service Charges received by the 2006 Funding Trust under the 2006 Service Contracts will constitute interest in respect of indebtedness for U.S. federal income tax purposes.

Agreements Regarding Tax Status of the 2006 Funding Trust and 2006 COP Service Payments under the 2006 Service Contracts

The City. In a written agreement the City agrees that, for all federal, state and local income, business, franchise and modified value added tax purposes, the City shall treat Scheduled Payments and Services Charges as payments in respect of indebtedness for all such tax purposes (but the City expressly acknowledges and agrees that the Service Charges and Scheduled Payments made by the City under the 2006 Service Contracts do not constitute indebtedness of the City for purposes of any State of Michigan constitutional or non-tax statutory or Charter limitation).

CONFIDENTIAL INFORMATION
mark.angelov@arentfox.com

The Service Corporations. In the Trust Agreement each Service Corporation agrees, for U.S. federal, state and local income, business, franchise and modified value added tax purposes, to treat the 2006 Funding Trust, the 2006 Certificates and the 2006 COP Service Payments in accordance with the Service Corporation's intention that (i) the 2006 Funding Trust will qualify as a grantor trust under the Code, (ii) each 2006 Certificateholder will be treated as the owner of an undivided *pro rata* interest in the portion of the grantor Trust Estate attributable to such 2006 Certificateholder's 2006 Certificate(s), and (iii) the 2006 COP Service Payments will constitute payments in respect of indebtedness (but the Service Corporations expressly acknowledge and agree that the 2006 Funding Trust and the 2006 COP Service Payments do not constitute or create any indebtedness of the City for purposes of any State of Michigan constitutional or non-tax statutory or Charter limitation).

2006 Certificateholders. By purchasing or acquiring a 2006 Certificate, each 2006 Certificateholder agrees that for all U.S. federal, state and local income, business, franchise and modified value added tax purposes, (i) 2006 Certificateholder will treat the 2006 Funding Trust as a grantor trust under the Code, (ii) each 2006 Certificateholder will be treated as the owner of an undivided *pro rata* interest in the portion of the grantor Trust Estate attributable to such 2006 Certificateholder's 2006 Certificate(s), and (iii) 2006 Certificateholder will treat the 2006 COP Service Payments as payments in respect of indebtedness (and will thereby also acknowledge that the Services Charges and Scheduled Payments made by the City under the 2006 Service Contracts do not constitute indebtedness of the City for purposes of any State of Michigan constitutional or non-tax statutory or Charter limitation).

Tax Status of the Service Corporations

In the opinion of Mayer, Brown, Rowe & Maw LLP, the Service Corporations will either be treated as an integral part of the City or their gross income from the transactions described in this Offering Circular will constitute gross income described in Section 115 of the Code, and the Service Corporations will not be subject to U.S. federal income tax in respect of any income derived by the Service Corporations from the transactions described in this Offering Circular.

U.S. 2006 Certificateholders

Interest Income. A U.S. 2006 Certificateholder will be required to recognize its allocable share of the Service Charges payable under the 2006 Service Contracts as interest income in accordance with the 2006 Certificateholder's method of tax accounting. Accordingly, a cash method U.S. 2006 Certificateholder will recognize its allocable share of the Service Charges as interest income at the time the Service Charges are received by the 2006 Funding Trust. An accrual method U.S. 2006 Certificateholder will recognize its allocable share of the Service Charges at the time the Service Charges are accrued by the 2006 Funding Trust.

Original Issue Discount. In the event that the face amount of a 2006 Certificate exceeds its issue price, the excess constitutes original issue discount (**OID**) provided that such excess equals or exceeds 0.25% of the face amount of the 2006 Certificate multiplied by the number of complete years to maturity from the issue date of the 2006 Certificate (such 2006 Certificates being **OID 2006 Certificates**). The issue price of 2006 Certificates of a particular maturity is the first price at which a substantial amount of the 2006 Certificates of that maturity are sold (excluding, without limitation, sales to bond houses, brokers or underwriters). The issue price of Series 2006-A Certificates of each maturity is expected to be the amount set forth on the inside cover of this Offering Circular, but is subject to change based on actual sales.

With respect to a U.S. 2006 Certificateholder that purchases in the initial offering an OID 2006 Certificate, the amount of OID that accrues in respect of the OID 2006 Certificate during any accrual period equals (i) the adjusted issue price of the OID 2006 Certificate at the beginning of the accrual period, multiplied by (ii) the yield to maturity of the OID 2006 Certificate, less (iii) the amount of any stated interest payable on the OID 2006 Certificate allocable to the accrual period. The "accrual periods" of an OID 2006 Certificate generally correspond to the six-month intervals ending on the June 15 and December 15 interest payment dates on the OID 2006 Certificate, with a first long accrual period from the 2006 Closing Date to December 15,

CONFIDENTIAL INFORMATION
mark.angelov@arentfox.com

2006. The "adjusted issue price" of an OID 2006 Certificate at the beginning of any accrual period equals the issue price of the OID 2006 Certificate, plus the amount of OID that has accrued on the OID 2006 Certificate on a constant-yield basis in all prior accrual periods, minus the amount of any Scheduled Payments received on the OID 2006 Certificate in prior accrual periods. The "yield to maturity" of an OID 2006 Certificate is determined on the basis of compounding at the end of each accrual period and properly adjusted for the length of the accrual period.

The amount of OID so accrued on an OID 2006 Certificate during a particular accrual period will be divided by the number of days in the accrual period to derive a "daily portion." A U.S. 2006 Certificateholder who owns an OID 2006 Certificate must include as ordinary income the daily portions of OID that accrue on the OID 2006 Certificate for each day during the taxable year on which the U.S. 2006 Certificateholder owns the OID 2006 Certificate. Such an inclusion in advance of receipt of the cash attributable to the income is required even if the U.S. 2006 Certificateholder is on the cash method of accounting for U.S. federal income tax purposes. The amount of OID includible in a U.S. 2006 Certificateholder's income will increase the U.S. 2006 Certificateholder's tax basis in the OID 2006 Certificate for purposes of determining the U.S. 2006 Certificateholder's gain or loss upon a sale, exchange or redemption of the OID 2006 Certificate.

Trustee's Fees and Expenses. In general, each U.S. 2006 Certificateholder will be entitled to deduct, consistent with its method of tax accounting, its *pro rata* share of fees and expenses, if any, paid or incurred by the 2006 Funding Trust as provided in Sections 162 or 212 of the Code. The U.S. federal income tax treatment of the Trustee's fees is unclear, and prospective U.S. 2006 Certificateholders should consult their own tax advisors regarding such treatment, including the effect of the possible treatment of the Trustee's fees as having been constructively received by the 2006 Funding Trust from the City (followed by the constructive payment of such fees by the 2006 Funding Trust).

If a U.S. 2006 Certificateholder is an individual, estate or trust, the deduction for the 2006 Certificateholder's share of the fees and expenses, if any, paid or incurred by the 2006 Funding Trust, including the Trustee's fees, will be allowed only to the extent that all of the 2006 Certificateholder's miscellaneous itemized deductions exceed 2% of the 2006 Certificateholder's adjusted gross income. In addition, in the case of U.S. 2006 Certificateholders who are individuals, certain otherwise allowable itemized deductions will be subject generally to additional limitations on itemized deductions under the applicable provisions of the Code.

Sale or Other Disposition of a 2006 Certificate. Upon the sale, exchange or redemption of a 2006 Certificate owned by a U.S. 2006 Certificateholder, the 2006 Certificateholder will recognize gain or loss in an amount generally equal to the difference between the amount realized by the 2006 Certificateholder on the sale, exchange or redemption and the 2006 Certificateholder's adjusted tax basis in its 2006 Certificate. A U.S. 2006 Certificateholder's adjusted tax basis in its 2006 Certificate will equal the price paid by the 2006 Certificateholder for the 2006 Certificate (excluding the portion of such price, if any, attributable to accrued interest on the 2006 Certificate), increased by any amounts includible in income by the 2006 Certificateholder as OID on the 2006 Certificate, and reduced by the 2006 Certificateholder's allocable share of Scheduled Payments received by the 2006 Funding Trust under the 2006 Service Contracts. In general, any such gain or loss recognized by a U.S. 2006 Certificateholder would be capital gain or loss, and will be long-term capital gain or loss if the 2006 Certificateholder held the 2006 Certificate for more than one year.

Non-U.S. 2006 Certificateholders

A Non-U.S. 2006 Certificateholder that has no connection with the United States other than holding a 2006 Certificate will not be subject to U.S. withholding or income tax with respect to the 2006 Certificate; provided, with respect to interest (including OID), that the 2006 Funding Trust's rights to receive 2006 COP Service Payments under the 2006 Service Contracts are considered "portfolio debt investments" (as defined in Sections 871(h) and 881(c) of the Code) and that such 2006 Certificateholder provides an appropriate statement (generally on IRS Form W-8BEN), signed under penalties of perjury, identifying the Non-U.S. 2006 Certificateholder and stating, among other things, that such 2006 Certificateholder is a non-U.S. person.

CONFIDENTIAL INFORMATION
mark.angelov@arentfox.com

Special certification rules may apply to non-U.S. partnerships or trusts (or entities that are so treated for U.S. federal tax purposes). If these conditions are not met, a 30% withholding tax will apply to interest (including OID) unless an income tax treaty reduces or eliminates such tax or unless the interest is effectively connected with the conduct of a trade or business within the United States by such 2006 Certificateholder and certain other requirements are met. In the latter case, the Non-U.S. 2006 Certificateholder will be subject to U.S. federal income tax with respect to all income attributable to the 2006 Certificate at regular rates then applicable to U.S. taxpayers (and, in the case of corporations, possibly also the branch profits tax). A Non-U.S. 2006 Certificateholder will not be considered engaged in a United States trade or business solely by reason of holding a 2006 Certificate.

Information Reporting and Backup Withholding

Information reporting to the IRS generally will be required with respect to amounts distributed by the 2006 Funding Trust to 2006 Certificateholders other than corporations and other exempt recipients. A "backup" withholding tax at the rates described below will apply to those payments if such 2006 Certificateholder fails to provide certain identifying information (such as the 2006 Certificateholder's taxpayer identification number) to the Trustee. Non-U.S. 2006 Certificateholders generally will be required to comply with applicable certification procedures to establish that they are not U.S. 2006 Certificateholders in order to avoid the application of such information reporting requirements and backup withholding. Any amount withheld under the backup withholding rules will be allowable as a credit against the 2006 Certificateholder's U.S. federal income tax, provided that the required information is provided to the IRS. The current backup withholding rate of 28% applies to payments made through the year 2010. For payments made after the year 2010, the backup withholding rate will be increased to 31%.

State and Other Tax Considerations

In addition to the U.S. federal income tax considerations described above, potential investors should consider the state, local and foreign tax consequences of the acquisition, ownership and disposition of the 2006 Certificates offered under this Offering Circular. Such other tax laws may differ substantially from the corresponding U.S. federal income tax law, and the discussion above does not purport to describe any aspect of the tax laws of any state, local, foreign or other jurisdiction.

Under existing Michigan law, the State's single business tax (**SBT**) act will be automatically repealed for tax years that begin after December 31, 2009. The SBT is a general tax on business activity conducted in Michigan. In 2005, the State Governor announced an SBT reform proposal to amend and continue the SBT beyond December 31, 2009. The State Legislature has passed alternative tax reforms, some of which the Governor has signed into law. Such recent enacted State tax reforms did not amend or change any provisions of the SBT applicable to the issuance, purchase, holding or disposition of the 2005 COPs or the 2006 Certificates.

On May 30, 2006, petitions were filed with the Michigan Secretary of State for a proposal to be placed on the ballot for the State-wide general election in November 2006, to initiate legislation to repeal the SBT on December 31, 2007 and to encourage the State Legislature to enact unspecified replacement taxes on business. The State Senate Majority Leader and the State House Speaker have established a Senate-House committee to recommend a replacement State business tax proposal by December 1, 2006, with plans for a vote on the replacement proposal in the State Legislature before the year-end. They announced plans for the State Legislature to enact the petitioners' proposed December 31, 2007 repeal of the SBT after the petitions are certified by the Secretary of State, which legislation would not be subject to the Governor's veto. It is not possible to predict whether the petitions will be certified, whether or when such or other SBT reform legislation will be enacted into law in the State, whether or when a replacement State tax on business conducted in Michigan will be enacted into law, or the provisions and effect of any such potential legislation.

CONFIDENTIAL INFORMATION
mark.angelov@arentfox.com
Detroit/15:08:2013 11:32

Each 2006 Certificateholder is strongly urged to consult its own tax advisor with respect to all aspects of the U.S. federal, state (including State of Michigan), local and foreign tax treatment of the purchase, ownership and disposition of a 2006 Certificate.

ERISA Considerations

The Employee Retirement Income Security Act of 1974, as amended (**ERISA**), imposes certain fiduciary and prohibited transaction restrictions on employee pension and welfare benefit plans subject to ERISA (**ERISA Plans**). Section 4975 of the Code imposes essentially the same prohibited transaction restrictions on, among other things, tax-qualified retirement plans described in Section 401(a) of the Code (**Qualified Retirement Plans**) and on Individual Retirement Accounts described in Sections 408(a) and (b) and 408A of the Code (collectively, **Tax-Favored Plans**).

Certain employee benefit plans, such as governmental plans (as defined in Section 3(32) of ERISA) and, if no election has been made under Section 410(d) of the Code, church plans (as defined in Section 3(33) of ERISA), are not subject to ERISA requirements. Accordingly, assets of such plans may be invested in 2006 Certificates without regard to the ERISA considerations described below, subject to the provisions of applicable federal and state law. Any such plan which is a Qualified Retirement Plan and exempt from taxation under Sections 401(a) and 501(a) of the Code, however, is subject to the prohibited transaction rules set forth in the Code.

In addition to the imposition of general fiduciary requirements (including those of investment prudence and diversification, and the requirement that a plan's investment be made in accordance with the documents governing the plan), Section 406 of ERISA and Section 4975 of the Code prohibit a broad range of transactions involving assets of ERISA Plans, Tax-Favored Plans and entities whose underlying assets include plan assets by reason of ERISA Plans or Tax-Favored Plans investing in such entities (collectively, **Benefit Plans**) and persons who have certain specified relationships to the Benefit Plans (**Parties in Interest** or **Disqualified Persons**), unless a statutory or administrative exemption is available. Certain Parties in Interest (or Disqualified Persons) that participate in a prohibited transaction may be subject to a penalty (or an excise tax) imposed pursuant to Section 502(i) of ERISA (or Section 4975 of the Code) unless a statutory or administrative exemption is available.

Certain transactions involving the purchase, holding, or transfer of 2006 Certificates might be deemed to constitute prohibited transactions under ERISA and the Code if assets of the City or the 2006 Funding Trust were deemed to be assets of a Benefit Plan. Under a regulation issued by the United States Department of Labor (**Plan Asset Regulation**), the assets of the City, the Service Corporations or the 2006 Funding Trust would be treated as plan assets of a Benefit Plan for the purposes of ERISA and the Code only if the Benefit Plan acquires an "equity interest" in the City, the Service Corporations or the 2006 Funding Trust and none of the exceptions contained in the Plan Assets Regulation is applicable.

An equity interest is defined under the Plan Asset Regulation as an interest in an entity other than an instrument which is treated as indebtedness under applicable local law and which has no substantial equity features. Although there can be no assurances in this regard, it appears that the 2006 Certificates should be treated as debt without substantial equity features for purposes of the Plan Asset Regulation. Although also not free from doubt, it also appears that, so long as the 2006 Certificates retain a rating of at least investment grade, they should continue to be treated as indebtedness without substantial equity features for the purposes of the Plan Asset Regulation.

However, without regard to whether the 2006 Certificates are treated as an equity interest for such purposes, the acquisition or holding of 2006 Certificates by or on behalf of a Benefit Plan could be considered to give rise to a prohibited transaction if the City, the Service Corporations or the 2006 Funding Trust, or any of their affiliates, is or becomes a Party in Interest or a Disqualified Person with respect to such Benefit Plan. A prohibited transaction could also occur in the event that a Benefit Plan transfers a 2006 Certificate to a Party in Interest or a Disqualified Person. In such case, certain exemptions from the prohibited transaction rules

13-53846-swr Doc 348-7 Filed 08/16/13 Entered 08/16/13 17:13:58 Page 35 of 248
[2.2.3.3] [POCs 2006 Offering Circular.pdf] [Page 35 of 248]

CONFIDENTIAL INFORMATION
mark.angelov@arentfox.com

could be applicable depending on the type and circumstances of the plan fiduciary making the decision to acquire a 2006 Certificate. Included among these exemptions are: Prohibited Transaction Class Exemption (**PTCE**) 96-23, regarding transactions effected by "in-house asset managers;" PTCE 90-1, regarding investments by insurance company pooled separate accounts; PTCE 95-60, regarding transactions effected by "insurance company general accounts;" PTCE 91-38, regarding investments by bank collective investment funds; and PTCE 84-14, regarding transactions effected by "qualified professional assets managers."

A transferee (including any purchaser in the initial transfer of the 2006 Certificates) of the 2006 Certificates or any interest therein, who is a trustee of or is acting on behalf of a Benefit Plan or who is using Benefit Plan assets to effect such transfer, will be deemed to represent that: (i) at the time of such transfer the 2006 Certificates are rated at least investment grade and such transferee believes that the 2006 Certificates are properly treated as indebtedness without substantial equity features for purposes of the Plan Asset Regulation, and agrees to so treat the 2006 Certificates, or (ii) such transferee's acquisition and holding of the 2006 Certificates do not result in a violation of the prohibited transaction rules of Section 406 of ERISA or Section 4975 of the Code because the transaction is covered by an applicable exemption, including PTCE 96-23, 95-60, 91-38, 90-1 or 84-14. In addition such transferee will be deemed to represent that neither the City, either Service Corporation or any provider of credit support nor any of their affiliates is a Party in Interest with respect to such Benefit Plan.

Alternatively, a prospective transferee of the 2006 Certificates or any interest therein who is a trustee of, or who is acting on behalf of, a Benefit Plan, or who is using Benefit Plan assets to effect such transfer, may provide the City, the Service Corporations or the 2006 Funding Trust, as applicable, an opinion of counsel satisfactory to such trustee, which opinion will not be at the expense of the City, the Service Corporations or the 2006 Funding Trust, that the purchase, holding and transfer of the 2006 Certificates or interests therein is permissible under applicable law, and will not constitute or result in any non-exempt prohibited transaction under Section 406 of ERISA or Section 4975 of the Code and will not subject the City, the Service Corporations or the 2006 Funding Trust to any obligation in addition to those undertaken in the 2006 Service Contracts or the Trust Agreement, as applicable.

Any ERISA Plan fiduciary considering whether to purchase 2006 Certificates on behalf of an ERISA Plan should consult with its counsel regarding the applicability of the fiduciary responsibility and prohibited transaction provisions of ERISA and the Code to such investment and the availability of any of the exemptions referred to above. Persons responsible for investing the assets of Tax-Favored Plans that are not ERISA Plans should seek similar counsel with respect to the prohibited transaction provisions of the Code. Moreover, each Benefit Plan fiduciary should take into account, among other considerations:

- whether the fiduciary has the authority to make the investment;
- whether the investment constitutes a direct or indirect transaction with a Party in Interest or Disqualified Person;
- the diversification by type of the assets in the Benefit Plan's portfolio;
- the Benefit Plan's funding objectives;
- the tax effect of the investment; and
- whether under the general fiduciary standards of investment procedure and diversification an investment in the securities is appropriate for the Benefit Plan, taking into account the overall investment policy of the Plan and the composition of the Benefit Plan's investment portfolio.

CONFIDENTIAL INFORMATION
mark.angelov@arentfox.com
Disclosure Draft

CONTINUING DISCLOSURE

The City will undertake, for the benefit of the beneficial owners of the 2006 Certificates, pursuant to a Continuing Disclosure Undertaking to be delivered on the 2006 Closing Date (**Disclosure Undertaking**), to provide an annual report presenting certain financial information and operating data about the City (**Annual Report**). The City will agree to send the Annual Report, by about January 26 of each year, to each nationally recognized municipal securities information repository (**NRMSIR**) and Michigan's State Information Depository (**SID**), in each case as designated from time to time by the United States Securities and Exchange Commission (the **SEC**). The City will also agree to provide notices of the occurrence of certain events specified in the undertaking to each NRMSIR, or the Municipal Securities Rulemaking Board (**MSRB**), and to any SID. A copy of the undertaking is set forth in APPENDIX H.

In order to provide continuing disclosure with respect to the 2006 Certificates in accordance with such undertaking and with Rule 15c2-12 promulgated by the Securities and Exchange Commission pursuant to the Securities Exchange Act of 1934, as amended, the City has entered into a Disclosure Dissemination Agent Agreement (**Disclosure Dissemination Agreement**) for the benefit of the beneficial owners of the 2006 Certificates with Digital Assurance Certification, L.L.C. (**DAC**), under which the City has designated DAC as Disclosure Dissemination Agent.

The Disclosure Dissemination Agent has only the duties specifically set forth in the Disclosure Dissemination Agreement. The Disclosure Dissemination Agent's obligation to deliver the information at the times and with the contents described in the Disclosure Dissemination Agreement is limited to the extent that the City has provided such information to the Disclosure Dissemination Agent as required by the Disclosure Dissemination Agreement. The Disclosure Dissemination Agent has no duty with respect to the contents of any disclosures made or notice given pursuant to the terms of the Disclosure Dissemination Agreement. The Disclosure Dissemination Agent has no duty or obligation to review or verify any information in the Annual Report, any audited financial statements, notice or voluntary report, or any other information, disclosures or notices provided to it by the City and shall not be deemed to be acting in any fiduciary capacity for the City, the beneficial owners of the 2006 Certificates or any other party. The Disclosure Dissemination Agent has no responsibility for the City's failure to report to the Disclosure Dissemination Agent any specified event or a duty to determine the materiality thereof. The Disclosure Dissemination Agent shall have no duty to determine or liability for failing to determine whether the City has complied with the Disclosure Dissemination Agreement. The Disclosure Dissemination Agent may conclusively rely upon certifications of the City at all times.

Copies of the notices may be obtained from:

Mail:	DAC Digital Assurance Certification 390 N. Orange Avenue, 17th Floor Orlando, FL 32801
Attn:	Jenny Emami Client Service Manager
Phone:	407-515-1100
E-mail:	jemami@dacbond.com
Web site:	www.dacbond.com

The undertaking also describes the consequences if the City fails to provide any required information. A failure by the City to comply with the undertaking must be reported by the City in accordance with Rule 15c2-12 and must be considered by any broker, dealer or municipal securities dealer before recommending the purchase or sale of the 2006 Certificates in the secondary market. Consequently, such failure may adversely affect the marketability and liquidity of the 2006 Certificates and the market price therefor.

CONFIDENTIAL INFORMATION
mark.angelov@arentfox.com

Since its fiscal year ended June 30, 1999, the City has been unable to meet its obligation to provide annual financial information within the periods specified in the applicable continuing disclosure agreements. Annual financial information for fiscal 1999 through 2004 was filed on May 10, 2000, May 28, 2001, May 31, 2002, March 10, 2003, February 9, 2004 (for water supply system bonds and sewage disposal system bonds), March 1, 2004 (for other bonds), February 16, 2005 (for water supply system bonds and sewage disposal system bonds), May 5, 2005 (for other bonds) and June 1, 2006.

Dated: June 7, 2006

CITY OF DETROIT

By /s/ Roger Short
Roger Short
Its: Interim Finance Director

DETROIT GENERAL RETIREMENT SYSTEM SERVICE CORPORATION

By /s/ Roger Short
Roger Short
Its: President

DETROIT POLICE AND FIRE RETIREMENT SYSTEM SERVICE CORPORATION

By /s/ Roger Short
Roger Short
Its: President

13-53846-swr Doc 348-7 Filed 08/16/13 Entered 08/16/13 17:13:58 Page 38 of 248
[2.2.3.3] [POCs 2006 Offering Circular.pdf] [Page 38 of 248]

CONFIDENTIAL INFORMATION
mark.angelov@arentfox.com
Detroit/15 08/2010 11:32

APPENDIX A

SUMMARY OF CERTAIN PROVISIONS OF THE SERVICE CONTRACTS, THE CONTRACT ADMINISTRATION AGREEMENT AND THE TRUST AGREEMENT

The summaries of certain provisions of the Service Contracts, the Contract Administration Agreement and the Trust Agreement set forth below do not purport to be complete and are qualified by reference to the complete text of such documents. All capitalized terms used in this APPENDIX A, unless otherwise defined or the context otherwise indicates, have the same meaning as in the Service Contracts, the Trust Agreement, the Contract Administration Agreement and the forepart of this Offering Circular.

DEFINITIONS OF CERTAIN TERMS

All capitalized terms that are defined in the Offering Circular which precedes this APPENDIX A have the same meaning in this Appendix, unless the context otherwise indicates. All other capitalized terms used in this Appendix, unless otherwise defined or the context otherwise indicates, have the same meaning as in the Service Contracts, the Trust Agreement and the Contract Administration Agreement. Certain of those terms are defined as follows, unless the context clearly otherwise requires.

Additional Service Payments means such periodic amounts as may be necessary to provide for the general administrative expenses of the Service Corporations as authorized or permitted by the Act of Council plus compensation, expenses and indemnification due the Trustee under the Trust Agreement and certain amounts payable by the Corporation to the Enforcement Officer and the Insurers under the Contract Administration Agreement.

Authorized Denominations means (a) for Series 2006-A Certificates, denominations of $5,000 and any multiple thereof; and (b) for Series 2006-B Certificates, denominations of $25,000 and multiples of $1,000 in excess thereof.

Authorized Investments means direct obligations of, or obligations unconditionally guaranteed by, the United States of America (**US Governments**) and repurchase agreements whereby the counterparty agrees to repurchase US Governments so long as the obligations to be repurchased are under the exclusive "control" (as defined in Article 8 of the applicable Uniform Commercial Code or correlative Treasury Regulations) of the Service Corporation. STRIPS issued by the United States Treasury are **Authorized Investments,** but private proprietary stripped US Governments, whether interest or principal strips, are not Authorized Investments.

Beneficial Owner means any Person who indirectly owns Certificates pursuant to Part 5 of Article 8 of the Michigan Uniform Commercial Code.

Certificates or **Certificates of Participation** mean the Certificates of Participation issued by the 2006 Funding Trust representing beneficial interests in the Service Payments other than Hedge Payables, Contract Administrator Payments and Additional Service Payments (*i.e.*, beneficial interests in the Funding Trust Receivables only).

Contract Administrator Payments means amounts equal to amounts payable as fees, expenses and indemnification of the Contract Administrator in accordance with the Contract Administration Agreement, including reasonable fees and expenses of its counsel, in connection with any waiver or consent thereunder or any amendment thereof or of a Service Contract, or in connection with the enforcement thereof.

Credit Insurance means any insurance intended to protect owners of Certificates from loss arising from a failure of the City to timely pay Service Charges or Scheduled Payments. **Credit Insurance** also means any financial arrangement intended to protect a Hedge Counterparty from a failure of a Service Corporation to timely pay any Hedge Payable.

CONFIDENTIAL INFORMATION
mark.angelov@arentfox.com
Detroit/15:08:2013 11:32

Creditor Lien means any lien or security interest granted by the Contract Administration Agreement in the amounts payable by the City under the Service Contracts in respect of Hedge Payables, including rights to proceeds and rights of enforcement, and granted by the Trust Agreement in Funding Trust Receivables.

Enforcement Officer means the same entity who is acting as the Contract Administrator but in its separate capacity as the Enforcement Officer under provisions of the Contract Administration Agreement which apply only if and when all Insurers are in default under their respective Credit Insurance.

Fixed Rate Funding Portion means all the portion, if any, of the Stated Funding Amount to be funded in a particular Funding equal to the total of the Scheduled Payments set forth for Fixed Rate Service Charges.

Fixed Rate Service Charge Class means all Scheduled Payments that have related Service Charges determined by a fixed rate methodology.

Funding means the Service Corporation's funding the Stated Funding Amount by the provision of money through the issuance of Certificates.

Funding Costs has the meaning given within the definition of "Service Charges" below.

Funding Rate Portion means the Fixed Rate Funding Portion or the Variable Rate Funding Portion as the context may require.

Funding Trust Receivables means any Principal Related Receivables or Interest Related Receivables. (This corresponds to the right to receive 2006 COP Service Payments payable by the City under each Service Contract.)

Hedge Amount means, in connection with any Optional Prepayment of Scheduled Payments, the amount, if any, of any Hedge Termination Payable that will be owed by the Service Corporation pursuant to any Stated Hedge relating to the Scheduled Payments being prepaid as a result of any required reduction in the notional amount of such Stated Hedge due to such prepayment and the Hedge Periodic Payable, if any, accrued to the date of termination.

Hedge Counterparty means the particular counterparty as to any Stated Hedge.

Hedge Payable means, after giving effect to any netting under the particular Stated Hedge, any Hedge Periodic Payable or any Hedge Termination Payable as the context may require.

Hedge Periodic Payable means, after giving effect to any netting under the particular Stated Hedge, a periodic amount owing by a Service Corporation under a Stated Hedge to the respective Hedge Counterparty.

Hedge Periodic Receivables means, after giving effect to any netting under the particular Stated Hedge, periodic payments owing by the Hedge Counterparty under a Stated Hedge.

Hedge Receivable means any Hedge Periodic Receivable or Hedge Termination Receivable as the context may require.

Hedge Termination Payable means, after giving effect to any netting under the particular Stated Hedge, any termination payment owing by a Service Corporation under a Stated Hedge to the respective Hedge Counterparty.

Hedge Termination Receivable means, after giving effect to any netting under the particular Stated Hedge, any termination payment owing by the Hedge Counterparty under a Stated Hedge.

Insurer means the Person obligated under Credit Insurance to make payments with respect to Certificates or a Stated Hedge.

Interest Related Receivable means an amount owing by the City as a Service Charge, including any Accrued Service Charges. (This corresponds to interest on the Certificates.)

CONFIDENTIAL INFORMATION
mark.angelov@arentfox.com
Detroit 15.08.2013 11:32

Non-Tender Amount means an amount sufficient to pay to all entitled beneficial owners of the Series 2005-A COPs being optionally prepaid by the Service Corporation: (i) all of the Scheduled Payments and any applicable premiums that the City is obligated to pay under the 2005 Service Contract with respect to the optional prepayment of such Series 2005-A COPs, and (ii) accrued Service Charges to the prepayment date.

Participant means any Person whose ownership of Certificates and other securities is shown on books of the Securities Depository.

Payment Time means 12:00 noon, Detroit, Michigan time.

Principal Related Receivable means an amount owing by the City as a Scheduled Payment (whether a Regular Scheduled Payment or a Sinking Fund Installment) or an Optional Prepayment Amount exclusive on any prepayment premium. (These correspond to principal of the Certificates.)

Scheduled Payments means the payments specified and so defined in each Service Contract Specific Terms. (These correspond to principal of the Certificates.)

Service Charge Class means all Scheduled Payments that have the same methodology for determining related Service Charges..

Service Charges means the amounts payable under the Service Contract by the City to the Service Corporation on Service Charge Payment Dates sufficient to pay the periodic costs of capital (**Funding Costs**) incurred by the 2006 Funding Trust for the particular Funding. (This corresponds to interest on the Certificates.) **Service Charges** do not include Hedge Payables.

Service Contract Deficiency means any unsatisfied amount under the following clauses set forth under "SUMMARY OF CERTAIN PROVISIONS OF THE SERVICE CONTRACTS - Satisfaction of Service Payments - *Preservation of Parity among Service Contracts*" below in this Appendix: **First, Second**, **Fourth** and **Sixth**.

Service Contract Priority Sections means those particular numbered clauses set forth under "SUMMARY OF CERTAIN PROVISIONS OF THE SERVICE CONTRACTS - Satisfaction of Service Payments - *Preservation of Parity among Service Contracts*" below in this Appendix.

Service Payments has the meaning given under "SUMMARY OF CERTAIN PROVISIONS OF THE SERVICE CONTRACTS - Satisfaction of Service Payments - *Service Payments*" below.

Stated Funding Amount means the total amount to be funded by the Service Corporation in the Initial Funding or in an Additional Funding, as applicable.

Stated Hedge means a variable to fixed interest rate swap agreement permitted by the Act of Council and specified in a Service Contract, entered into between a Service Corporation and a Hedge Counterparty.

Tender Amount means an amount sufficient to pay to all entitled beneficial owners of the tendered Series 2005-B COPs being purchased by the Service Corporation: (i) all of the Scheduled Payments and accrued Service Charges that the City is obligated to pay under the 2005 Service Contract with respect to such tendered Series 2005-B COPs, and (ii) any applicable premiums.

Trust Estate means the Funding Trust Receivables arising under the GRS Service Contract, the Funding Trust Receivables arising under the PFRS Service Contract, and all proceeds of the foregoing.

2005 Trustee means the trustee under the Trust Agreement dated June 2, 2005, under which the Series 2005-A COPs were issued.

Variable Rate Funding Portion means all the portion, if any, of the Stated Funding Amount to be funded in a particular Funding equal to the total of the Scheduled Payments set forth for Variable Rate Service Charges.

CONFIDENTIAL INFORMATION
mark.angelov@arentfox.com
Detroit/15.08.2013 11:32

Variable Rate Service Charge Class means all Scheduled Payments that have related Service Charges determined by a variable rate methodology.

SUMMARY OF CERTAIN PROVISIONS OF THE SERVICE CONTRACTS

There are two separate and distinct Service Contracts. One is called the General Retirement System Service Contract 2006, between Detroit General Retirement System Service Corporation (the **GRS Service Corporation**) and the City. The other is called the Police and Fire Retirement System Service Contract 2006, between Detroit Police and Fire Retirement System Service Corporation (the **PFRS Service Corporation**) and the City. Each Service Contract is comprised of its own two documents, called the General Terms (dated as of June 1, 2006) and the Specific Terms (dated June __, 2006), which operate together as if they were combined in a single document.

Although separate and distinct, the two Service Contracts are similar in form and substance, and the summary below fits each Service Contract. The ways in which the two Service Contracts differ from each other (*e.g.,* they have different Service Corporations as a party and different Funding Amounts) are not affected by the generality of the summary below. This summary should be read in the context of describing either one of the two Service Contracts, and not in the context of describing both of them collectively. Thus, for example, the term "the Service Corporation" when used in the summary below means the GRS Service Corporation if the summary is read in the context of describing its Service Contract, or otherwise means the PFRS Service Corporation if the summary is read in the context of describing its Service Contract.

The two Service Contracts mentioned and summarized in this Appendix A are called the "2006 Service Contracts" in the forepart of this Offering Circular. They should be distinguished from two different service contracts which are called the "2005 Service Contracts" in the forepart of this Offering Circular. All references to a "Service Contract" or "Service Contracts" in this Appendix A are always to such 2006 Service Contracts and never to such 2005 Service Contracts.

Service and Funding Arrangements

Provision of Services

The services of the Service Corporation consist of further relieving the financial burden of the 2005 Subject UAAL to the City in the current and in future years by assisting the City in realizing financial benefits that would have been available on the effective date of the 2005 Service Contracts if the City could have then utilized a 30-year period for payment of its scheduled 2005 COP Service Payments rather than a 13-year period under the 2005 PFRS Service Contract and a 20-year period under the 2005 GRS Service Contract, corresponding to the amortization periods then in effect for amortization of PFRS UAAL and GRS UAAL respectively. Given that each such amortization period has since been extended to 30 years, the Service Corporation agrees in the Service Contract to provide its services through taking the following actions: (a) the Service Corporation shall fund the Stated Funding Amount on the Closing Date (the **Initial Funding**), (b) the Service Corporation shall fund any Hedge Termination Payable in whole or in part as requested of the City and approved by the City Council, and (c) the Service Corporation shall fund payment of some or all Service Payments as requested by the City and approved by City Council (funding pursuant to this clause (c) or the preceding clause (b), an **Additional Funding**). An Additional Funding shall be accomplished under one or more other service contracts, not under the Service Contract. An Additional Funding may include such things in the nature of Costs of Issuance, Prepaid Service Charges and Underwriters' Discount as authorized or permitted by the approval of the City Council of the Additional Funding.

"**Funding**" as used above means the provision of money through the issuance of Certificates and does not mean or imply any further authorization of the City to make any Contract Payment other than Contract Payments in connection with any Additional Funding.

CONFIDENTIAL INFORMATION
mark.angelov@arentfox.com
Distribution Prohibited

Payment Obligation

The City agrees to make Contract Payments to the Service Corporation in return for the present and future services of the Service Corporation as and when Contract Payments become due and payable. The obligations of the City under the Service Contract, including its obligation to make Contract Payments, are contractual obligations of the City, enforceable in the same manner as any other contractual obligation of the City, and are not general obligations of the City to which the City has pledged its full faith and credit.

Funding Obligation

The obligation of the Service Corporation to provide the Initial Funding or any Additional Funding is subject to the receipt by the Service Corporation of proceeds sufficient for the Funding from the sale of Certificates. The Service Corporation shall use its best efforts to cause the consummation of the offering and sale by the Underwriters of Certificates to provide sufficient proceeds for the particular Funding. For the Initial Funding, the Service Corporation shall cause a portion of the proceeds of the sale of Certificates in an amount equal to the Tender Amount to be irrevocably deposited on the Closing Date in the Tender Account, an escrow account held by the Contract Administrator and invested in US Governments, and cause a portion of the proceeds of the sale of Certificates in an amount equal to the Non-Tender Amount to be irrevocably deposited on the Closing Date in the Non-Tender Escrow Account, an escrow account held by the Contract Administrator and invested in US Governments, and shall apply the balance of such proceeds to pay costs of issuance of the Certificates and other Ancillary Amounts.

Scheduled Payments

Scheduled Payments

The City agrees to pay the Scheduled Payments of each Funding Rate Portion to the Service Corporation on the respective Scheduled Payment Dates for such Funding Rate Portion. (Scheduled Payments do not include Hedge Payables.)

Mandatory Prepayment by Sinking Fund Installments

The City agrees to prepay Scheduled Payments of each Funding Rate Portion in specified amounts (**Sinking Fund Installments**) and on specified dates (**Sinking Fund Installment Dates**).

Optional Prepayment of Scheduled Payments

The City shall not voluntarily prepay any Scheduled Payments of a Funding Rate Portion (an **Optional Prepayment**) in whole or in part except as expressly permitted in the Service Contract. The City shall exercise its option to make any Optional Prepayment by delivering a prior written **Prepayment Notice** at least 45 days (or fewer days as acceptable to the Service Corporation) before the Optional Prepayment Date on which the City shall pay the Total Prepayment Amount to the Service Corporation in connection with such Optional Prepayment**,** stating: (a) the Scheduled Payments of the particular Funding Rate Portion to be prepaid in whole or in part by such Optional Prepayment and the date on which such Scheduled Payments are to be prepaid (**Optional Prepayment Date**), subject to the following:

(1) a Scheduled Payment may be selected by the City only if it is permitted by the Service Contract to be prepaid on the particular Optional Prepayment Date and

(2) a Scheduled Payment may be selected by the City for partial prepayment only in an amount of at least $100,000 unless otherwise provided in the Service Contract;

(b) the amount of prepayment premium, if any, required by the Service Contract in connection with the prepayment of any selected Scheduled Payments (such prepayment premium, if any, together with the amount of Scheduled Payments selected to be prepaid, the **Optional Prepayment Amount**); (c) if an Optional

CONFIDENTIAL INFORMATION
mark.angelov@arentfox.com

Prepayment Date is not a Service Charge Payment Date, the amount of Service Charges accrued on the amount of the Scheduled Payment to be prepaid from the last Service Charge Payment Date before the Optional Prepayment Date to the Optional Prepayment Date (**Accrued Service Charges**); (d) the Hedge Amount, if any, and (e) such information in tabular or other form so as to readily permit the Service Corporation to identify (i) the Scheduled Payments of the particular Funding Rate Portion selected for prepayment, (ii) the provisions of the Service Contract authorizing or permitting such prepayment, (iii) the prepayment premium, if any, required to be paid in connection with the prepayment of each such Scheduled Payment, (iv) Accrued Service Charges, if any due in connection with such prepayment, and (v) the Hedge Amount, if any, due in connection with such prepayment.

If a Hedge Amount would be due in connection with an Optional Prepayment, it is a condition precedent to the City giving an Optional Prepayment Notice that the City provide reasonable evidence satisfactory to the Service Corporation that such Hedge Amount will be paid when due and such prepayment will not cause the Service Corporation to be in default under any agreement to which it is a party in connection with the particular Funding.

The delivery by the City of a Prepayment Notice to the Service Corporation is a statement of the City's intention to pay the Total Principal Amount to the Corporation on the day before the Optional Prepayment Date stated therein **(Prepayment Receipt Day).** The City is prohibited from paying the Total Prepayment Amount to the Service Corporation on any day prior to the Prepayment Receipt Day. Its delivery of a Prepayment Notice does not obligate the City to pay the Total Prepayment Amount, and no default shall occur by its not paying the Total Prepayment Amount or by the Optional Prepayment not otherwise being effected on the Prepayment Receipt Date.

Satisfaction of Scheduled Payments by Delivery of Certificates

The City may deliver or cause to be delivered Certificates to the Service Corporation in satisfaction (whether in whole or in part) of Scheduled Payments at any time and in any denomination upon 45 day's prior notice to the Service Corporation (or fewer days as acceptable to the Service Corporation) (a **Delivery Notice**) subject to the following limitations. A Scheduled Payment may be satisfied by delivery of Certificates entitled to payment from such Scheduled Payment (**Eligible Certificates**). The amount of a Scheduled Payment deemed paid shall be equal to the denominations of the particular Eligible Certificates.

No Certificate shall be delivered in payment in whole or in part of the respective Scheduled Payment (whether as payment of a Sinking Fund Installment or as other prepayment) more than 45 days before the respective due date if at the time of such delivery the City has not paid all Service Payments then and theretofore due. No Scheduled Payment shall be satisfied by the delivery of Certificates until such Certificates have been delivered to the Trustee.

If Sinking Fund Installments are to be satisfied (whether in whole or in part) by the delivery of Eligible Certificates, the City shall indicate in the respective Delivery Notice the particular Sinking Fund Installments and amounts thereof to be so satisfied. All Certificates so received by the Service Corporation in payment of Scheduled Payments shall be immediately delivered to the Trustee for cancellation.

Service Charges

Agreement to Pay Service Charges; Funding Costs

The City agrees to pay Service Charges to the Service Corporation on Service Charge Payment Dates sufficient to pay the Funding Costs incurred by the 2006 Funding Trust for the particular Funding. (Service Charges do not include Hedge Payables.) Funding Costs shall be determined by the particular Funding Rate Methodology (fixed or variable). Funding Costs for a Variable Rate Funding Portion shall be periodically

CONFIDENTIAL INFORMATION
mark.angelov@arentfox.com
Detroit/15.08:2013 11:32

determined in accordance with the Variable Rate Funding Methodology, and the corresponding periodic Service Charges shall be **Variable Rate Service Charges**.

Prepaid Service Charges; Hedge Receivables

Prepaid Service Charges shall be used to meet the City's obligation to pay the first occurring Service Charges and Hedge Periodic Payables of the Service Corporation except as otherwise may be provided in the Service Contract Specific Terms. Hedge Receivables received by the Service Corporation shall be used to satisfy the City's obligation in respect of then existing Deficiencies or then current Service Charges not otherwise paid.

Fixed Rate Funding Methodology

The provisions summarized under this heading constitute the **Fixed Rate Funding Methodology**. The particular Service Contract Specific Terms shall state the dates (**Fixed Rate Service Charge Payment Dates**) on which the Fixed Rate Service Charges are payable. The Fixed Service Charge Rates applicable to the Fixed Rate Funding Portion shall be set forth for the respective Scheduled Payments comprising the Fixed Rate Funding Portion (**Fixed Rate Scheduled Payments**). Fixed Service Charge Rates may be different for different Scheduled Payment Dates in the Fixed Rate Funding Portion.

Fixed Rate Service Charges shall be computed as if the Fixed Rate Scheduled Payments bore interest at the respective rates at which Fixed Rate Service Charges are determined and computed on the basis of a 360-day year consisting of twelve 30-day months. On each Fixed Rate Service Charge Payment Date, the City shall pay a Fixed Rate Service Charge equal to the Fixed Rate Service Charge accrued on the respective unpaid Fixed Rate Scheduled Payments from the later of the Closing Date or the last Fixed Rate Service Charge Payment Date on which Fixed Rate Service Charges were paid in full by the City.

Variable Rate Funding Methodology

The provisions summarized under this heading constitute the **Variable Rate Funding Methodology**. The periodic Variable Rate Service Charge for each Scheduled Payment specified for a particular type of Service Charge Class in the Variable Rate Funding Portion (**Variable Rate Scheduled Payments**) shall be determined in accordance with the particular Variable Rate Funding Type. Each Service Contract Specific Terms shall provide for a procedure by which the Variable Rate Service Charges are determined for the particular Variable Rate Funding Type and shall further provide:

- **Variable Rate Service Charge Payment Dates**: the dates on which the Variable Rate Service Charges are payable for such Type;
- **Service Charge Determination Dates**: the dates on which the Variable Rate Service Charges of such Type are determined;
- **Service Charge Adjustment Dates**: the dates on which the Variable Rate Service Charges of such Type are adjusted; and
- **Day Count Convention**: the number of days in a month and in a year used to determine the amount of the Variable Rate Funding Service Charges of such Type.

Variable Rate Service Charges for each Variable Rate Funding Type in the Variable Rate Funding Portion shall be computed as if the Variable Rate Scheduled Payments of the particular Variable Rate Type bore interest at a rate (i) determined as of each Service Charge Determination Date for such Type and effective as of the respective Service Charge Adjustment Date for such Type and (ii) computed using the applicable Day Count Convention for such Type. On each Variable Rate Service Charge Payment Date for a particular Type the City shall pay a Variable Rate Service Charge equal to the applicable Variable Rate Funding Costs accrued

13-53846-swr Doc 348-7 Filed 08/16/13 Entered 08/16/13 17:13:58 Page 45 of 248
[2.2.3.3] [POCs 2006 Offering Circular.pdf] [Page 45 of 248]

CONFIDENTIAL INFORMATION
mark.angelov@arentfox.com
Detroit/15:08:2013 11:32

on the unpaid Variable Rate Funding Scheduled Payments of that Type from the later of the Closing Date or the last applicable Variable Rate Funding Service Charge Payment Date on which the Variable Rate Funding Service Charges of that Type were paid in full by the City.

General Provisions Governing Service Payments

City's Payment Times

The City shall make all Service Payments other than Contract Administrator Payments by the Payment Time on the day before the date when due. The City shall make all Contract Administrator Payments on the date when due. The City shall pay the amount of any Hedge Payable to the Service Corporation promptly upon receipt of notice thereof from the Service Corporation; provided, that the City is not required to pay such amount before the Payment Time on the day before the due date of the particular Hedge Payable.

Subrogation

No payment of any amount to a Certificateholder or a Hedge Counterparty made from an amount paid by an Insurer under its Credit Insurance (a **Credit Insurance Payment**) shall discharge the City's obligation to pay any Service Payment in respect of which such Credit Insurance Payment was paid (a **Related Service Payment**). An Insurer making a Credit Insurance Payment shall be subrogated to the rights of Certificateholders or a Hedge Counterparty, as the case may be, to receive the Related Service Payment and shall be entitled to exercise all rights that the Person to which it is the subrogee would have otherwise been entitled to exercise.

Investment

The Service Corporation shall not invest any amounts received by it under the Service Contract except as summarized under this heading. **Invest** means the transfer, disposition or other use of such amounts in expectation of gain. **Investable Funds** (being amounts representing Costs of Issuance and Prepaid Service Charges) shall be invested by the Service Corporation in Authorized Investments that mature in the amounts and at the times the related Investable Funds are needed to make the payments for which such funds were received by the Service Corporation. Investments shall be made by Funding Rate Portion but may be commingled for investment purposes so long as records are kept showing each particular Funding Rate Portion and the gain and loss attributable to it. No Investment shall be sold prior to its maturity.

All Investments shall be made directly by the Service Corporation having exclusive "control" over the related "securities entitlement" (as such terms are defined in Article 8 of the applicable Uniform Commercial Code or correlative Treasury Regulations) except that Investments may also be made through one or more investment companies registered under the Investment Companies Act of 1940, as amended, if (i) such investment company has a rating by Standard & Poor's Corporation or any national statistical ratings organization (as defined by the Securities and Exchange Act of 1934, as amended, or any successor to it) at least equal to the rating of the Authorized Investment and (ii) such registered investment company invests only in debt instruments.

Gain and loss from Investments shall be attributed to the type of Investable Funds giving rise to it. Gain shall be paid to the City when realized to the extent it is not needed to satisfy any then existing Service Contract Deficiency or satisfy any then current Service Payment. The City is responsible for all such loss and shall reimburse the Service Corporation for such loss upon its demand.

Binding Obligation

The Service Contract is a continuing obligation of the City and shall until the date on which all amounts due and owing thereunder are paid in full (a) be binding upon the City and its successors and (b) inure

13-53846-swr Doc 348-7 Filed 08/16/13 Entered 08/16/13 17:13:58 Page 46 of 248
[2.2.3.3] [POCs 2006 Offering Circular.pdf] [Page 46 of 248]

CONFIDENTIAL INFORMATION
mark.angelov@arentfox.com
Detroit/15:08:2013 11:32

to the benefit of and be enforceable by the Service Corporation, its successors and permitted assigns, and by Third Party Beneficiaries.

Satisfaction of Service Payments

Service Payments

Service Payments consist of the following components (each a separate **Component** or **Service Payment Component**):

- Contract Administrator Payments
- Service Charges (regardless of the Funding Rate Methodology)
- Regular Scheduled Payments
- Sinking Fund Installments
- amounts in respect of Hedge Periodic Payables
- amounts in respect of Hedge Termination Payables
- Optional Prepayments
- Accrued Service Charges

Preservation of Parity among Service Contracts

As used in the summary under this heading:

- **all Service Contracts** means the Service Contract and the Other Service Contract (referring always to the "2006 Service Contracts" and never to the "2005 Service Contracts," as those terms are defined in the forepart of this Offering Circular);
- **each Service Contract** means the Service Contract or the Other Service Contract as the context may require;
- **each Service Corporation** means the Service Corporation or the Other Service Corporation as the context may require;
- **the Other Service Contract** means the service contract between the City and the Other Service Corporation, certain payments under which Other Service Contract are part of the Trust Estate;
- **the Other Service Corporation** means the service corporation party to the Other Service Contract (*i.e.*, if "the Service Corporation" is the GRS Service Corporation, then "the Other Service Corporation" is the PFRS Service Corporation, and *vice versa*); and
- an amount is **about to become due** on the Business Day before its due date.

All Service Payments payable under a Service Contract shall be made and each Service Corporation shall be entitled to receive such payments on a *pro rata* basis with the Service Payments under the Other Service Contract so that each Service Contract Component having a specified priority (described below) is made on a *pro rata* basis with the Service Payment Components having the same defined term under the Other Service Contract, and no Service Payment Component shall be satisfied until all Service Payment Components under all Service Contracts having the same defined term but having a greater priority under each Service Contract are first satisfied in full.

Service Payments under all Service Contracts shall be satisfied in the following order and priority (the **Service Contract Priority Sections)**:

First: Contract Administrator Payments; then

13-53846-swr Doc 348-7 Filed 08/16/13 Entered 08/16/13 17:13:58 Page 47 of 248
[2.2.3.3] [POCs 2006 Offering Circular.pdf] [Page 47 of 248]

CONFIDENTIAL INFORMATION
mark.angelov@arentfox.com
Detroit/15.08.2013 11:32

Second: all theretofore due and unpaid Service Charges (regardless of the Funding Rate Methodology) and amounts in respect of Hedge Periodic Payables; then

Third: all then due and about to become due Service Charges and amounts in respect of Hedge Periodic Payables; then

Fourth: all theretofore due and unpaid Regular Scheduled Payments and Sinking Fund Installments; then

Fifth: all then due or about to become due Regular Scheduled Payments and Sinking Fund Installments; then

Sixth: all theretofore due and unpaid amounts in respect of Hedge Termination Payables; then

Seventh: all then due and about to become due amounts in respect of Hedge Termination Payables; then

Eighth: all then due and about to become due Optional Prepayment Amounts and Accrued Service Charges.

Acceleration on Bankruptcy

If the City shall (i) commence any proceeding or file any petition seeking relief under Title 11 of the United States Code, (ii) consent to the institution of any such proceeding or the filing of any such petition or (iii) make a general assignment for the benefit of creditors, then all payments due under the Service Contract shall become immediately due and payable without presentment, demand, protest or notice of any kind.

Termination or Assignment of Stated Hedges

At the request of the City and with the prior written consent of the Insurer that has Credit Insurance in respect of the particular Stated Hedge, the Service Corporation shall terminate any Stated Hedge or assign its interest in any Stated Hedge to a Person that agrees to perform and observe all of the duties and obligations of the Hedge Counterparty to such Stated Hedge. Any such substitute Hedge Counterparty shall have at least the rating required by Act 34 of the Michigan Public Acts of 2001, as amended, as if the City were a party to the particular Stated Hedge. No such termination or substitution of a Hedge Counterparty shall take effect unless each Rating Agency that at the time has a rating of the Certificates in effect confirms its rating of the particular Certificates.

Required Ratings of Hedge Counterparties

The Service Corporation shall only enter into Hedges with Persons who have, on the date the Hedge is entered into, or whose Hedge obligations are guaranteed by a Person who has on that date, a rating of its long-term, senior secured debt at least "A-" by Standard & Poor's Corporation and at least "A3" by Moody's Investors Service.

Amendment of the Service Contract

The Service Contract may be amended only by written instrument signed by the parties thereto except that no amendment shall be valid: (a) if such amendment diminishes the rights and remedies of any Third Party Beneficiary without the prior written consent of such Third Party Beneficiary; (b) unless the Trustee of the 2006 Funding Trust that is a transferee of or successor to any rights or entitlements under the Service Contract and that received an opinion of counsel in connection with the organization of the 2006 Funding Trust to the effect that the 2006 Funding Trust will qualify as a grantor trust under Subpart E, Part I of Subchapter J of the Internal Revenue Code of 1986, as amended, shall have received an opinion reasonably

CONFIDENTIAL INFORMATION
mark.angelov@arentfox.com

acceptable in form and substance to the Trustee of counsel reasonably acceptable to the Trustee to the effect that such amendment shall not result in the 2006 Funding Trust being treated as other than such a grantor trust; (c) unless the Trustee has received an opinion in form and substance reasonably satisfactory to the Trustee of counsel reasonably acceptable to the Trustee to the effect that such amendment shall not result in the Funding Trust Receivables failing to constitute payments in respect of indebtedness for U.S. federal income tax purposes; and (d) unless every Insurer who is not in default under its Credit Insurance at the time has consented to the amendment.

Expenses Payable by the City and the Service Corporation

The City shall pay such periodic amounts as may be necessary to provide for the general administrative expenses of the Service Corporation as authorized or permitted by the Act of Council, as and when they become due. The Service Corporation shall pay compensation due the Trustee in accordance with the Trust Agreement, including reasonable fees and expenses of counsel, in connection with any waiver or consent thereunder or any amendment thereof, or in connection with the enforcement thereof. The Service Corporation also shall pay compensation, expenses and indemnification due the Contract Administrator and due the Enforcement Officer, if any, in accordance with the Contract Administration Agreement, including reasonable fees and expenses of counsel, in connection with any waiver or consent under the Service Contract or any amendment of the Contract Administration Agreement or of the Service Contract, or in connection with the enforcement of the Service Contract.

Permitted Assignment.

The Service Contract shall be binding upon the parties thereto and their respective successors and permitted assigns. No assignment by either party of its interests therein shall be valid except as follows. The Service Corporation may transfer the Scheduled Payments and Service Charges to the 2006 Funding Trust in accordance with the Service Contract. No assignment of the Service Contract or any amounts receivable thereunder shall include the right to receive Additional Service Payments, Contract Administrator Payments or Hedge Payables, except that the Service Corporation may assign or grant a security interest in amounts received by it as payment of amounts in respect of Hedge Payables to the Hedge Counterparties.

Third Party Beneficiaries

The Persons, including the Trustee and the Contract Administrator, originally entitled to Additional Service Payments or Contract Administrator Payments and their respective successors are third party beneficiaries of the Service Contract as to the City's promises to pay Additional Service Payments or Contract Administrator Payments to them. Hedge Counterparties, and their respective successors and subrogees, are third party beneficiaries of the Service Contract as to the City's promises to pay amounts in respect of Hedge Payables to the Service Corporation. Insurers are third party beneficiaries of the Service Contract. The 2006 Funding Trust is a third party beneficiary of the Corporation's promises in respect of Service Charges and Scheduled Payments. Third Party Beneficiaries have the right to enforce the respective promises made in the Service Contract as if such promises were made directly to them.

CONFIDENTIAL INFORMATION
mark.angelov@arentfox.com
Detroit/15:08:2013 11:32

SUMMARY OF CERTAIN PROVISIONS OF THE CONTRACT ADMINISTRATION AGREEMENT

Application of Tender Account

The Contract Administrator shall pay the moneys held in the Tender Account to the Service Corporation's tender agent for the purchase of the tendered Series 2005-B COPs being purchased by the Service Corporation, in such amounts and at such times as necessary for the tender agent to pay the purchase price for such purchased Series 2005-B COPs to the sellers entitled thereto, and all such purchased Series 2005-B COPs shall be delivered to the 2005 Trustee for cancellation.

Notice of Redemption of Certain Series 2005-A COPs; Application of Non-Tender Escrow Account

On the Closing Date, on behalf of the Service Corporation, the Contract Administrator shall direct the 2005 Trustee to give notice to the registered holders of the Series 2005-A COPs to be optionally redeemed from proceeds of the Certificates of the call for redemption of such Series 2005-A COPs. The Contract Administrator shall pay the moneys held in the Non-Tender Escrow Account to the contract administrator for the Series 2005-A COPs in such amounts and at such times as necessary for such contract administrator to effectuate the optional redemption of such Series 2005-A COPs in accordance with their terms.

Collection of Receivables

Each of the Service Corporations, the Specified Hedge Counterparties and the 2006 Funding Trust appoints the Contract Administrator as its respective agent and attorney-in-fact to receive Service Payments.

Appointment by 2006 Funding Trust

The 2006 Funding Trust appoints the Contract Administrator as its agent and attorney-in-fact to take such actions and exercise such rights and remedies as to Funding Trust Receivables as the 2006 Funding Trust is or may become entitled to exercise under law and in equity to enforce the payment thereof and otherwise realize Funding Trust Receivables.

Appointment by Each Service Corporation

Each Service Corporation appoints the Contract Administrator as its agent and attorney-in-fact to enforce such Service Corporation's rights and remedies under the Stated Hedges, including the collection of Hedge Receivables from the Specified Hedge Counterparties under the respective Stated Hedges, and to take all such actions and exercise such rights and remedies as the respective Service Corporation is or may become entitled to exercise under the particular Stated Hedge and otherwise at law or in equity. Each Service Corporation further appoints the Contract Administrator to invest amounts received by the Contract Administrator as Costs of Issuance and Prepaid Service Charges in Authorized Investments in accordance with the Service Contract.

Distributions of Service Payments

On each Distribution Date, the Contract Administrator shall distribute the amount of the Service Payment Components satisfied since the last such Distribution Date to the respective Entitled Persons. If the Entitled Person is the 2006 Funding Trust, the amounts of satisfied Components shall be distributed to the 2006 Funding Trust to be applied in accordance with the Trust Agreement.

As used in this Appendix:

- references to "clause **Second**," "clause **Third**," "clause **Fourth**," "clause **Fifth**" or "clause **Eighth**" mean those particular clauses set forth in the Service Contract Priority Sections (see "SUMMARY OF CERTAIN PROVISIONS OF THE SERVICE CONTRACTS - Satisfaction of Service Payments - *Preservation of Parity among Service Contracts*" above in this Appendix);

13-53846-swr Doc 348-7 Filed 08/16/13 Entered 08/16/13 17:13:58 Page 50 of 248
[2.2.3.3] [POCs 2006 Offering Circular.pdf] [Page 50 of 248]

CONFIDENTIAL INFORMATION
mark.angelov@arentfox.com
Detroit/16:08:2013 11:32

- amounts distributed to the Trustee representing satisfied Components constituting Service Charges and Accrued Service Charges described in clause **Second** shall be identified to the Trustee as ***Deficit Interest Related Payments***;
- amounts distributed to the Trustee representing satisfied Components constituting Regular Scheduled Payments described in clause **Fourth** shall be identified to the Trustee as ***Deficit Principal Related Payments***;
- amounts distributed to the Trustee representing satisfied Components constituting Sinking Fund Installments described in clause **Fourth** shall be identified to the Trustee as ***Deficit Principal Related Payments***;
- amounts distributed to the Trustee representing satisfied Components constituting Service Charges described in clause **Third** shall be identified to the Trustee as ***Interest Related Payments***;
- amounts distributed to the Trustee representing satisfied Components constituting Regular Scheduled Payments and Sinking Fund Installments described in clause **Fifth** shall be identified to the Trustee as, respectively, ***Principal Related Payments*** and ***Sinking Fund Related Payments***; and
- amounts distributed to the Trustee representing satisfied Components constituting Optional Prepayment Amounts and Accrued Service Charges described in clause **Eighth** shall be identified to the Trustee as ***Redemption Related Payments***.

If the Entitled Persons are the Specified Hedge Counterparties, the amounts of satisfied Components constituting amounts in respect of Hedge Payables shall be paid to the Specified Hedge Counterparties to whom such amounts are owing in proportion to the amounts owed to each under the respective Stated Hedges. If distributions are to be made on the same Distribution Date for two or more different priorities of Components (pursuant to clauses **First** through **Eighth**), no distribution shall be made in respect of a lower priority to the extent that each of the higher priorities is not satisfied in full.

Service Corporation Covenants

Each Service Corporation covenants with the Contract Administrator, the 2006 Funding Trust, the Specified Hedge Counterparties and the Other Corporation as follows:

(a) The Service Corporation shall not convey, transfer or assign Funding Trust Receivables under its Service Contract or any interest therein to any Person other than the 2006 Funding Trust as provided in the Trust Agreement;

(b) the Service Corporation shall not convey, transfer or assign Hedge Payables under its Service Contract or any interest therein to any Person other than the Specified Hedge Counterparties as provided in the Contract Administration Agreement; and

(c) the Service Corporation shall not convey, transfer or assign any Stated Hedge or any interest therein to any Person other than as provided in the Service Contract.

Events of Default; Remedies

It will be an "Event of Default" under the Contract Administration Agreement if the City: (a) fails to pay any 2006 Funding Trust Receivable as and when the same shall become due, (b) commences any proceeding or files any petition seeking relief under Title 11 of the United States Code, (c) consents to the institution of any such proceeding or the filing of any such petition or (d) makes a general assignment for the benefit of creditors.

Upon the occurrence and during the continuance of an Event of Default, the Contract Administrator may and shall, at the request of the Certificateholders representing either (i) 25% in principal amount of

13-53846-swr Doc 348-7 Filed 08/16/13 Entered 08/16/13 17:13:58 Page 51 of 248
[2.2.3.3] [POCs 2006 Offering Circular.pdf] [Page 51 of 248]

CONFIDENTIAL INFORMATION
mark.angelov@arentfox.com
Case 1:12-cv-01761-PAC Document 32

Outstanding Certificates, the payments on which have not been made as a result of such Event of Default (**Affected Certificates**), or (ii) at least 50% in principal amount of all Outstanding Certificates, enforce the Service Contract under which the Event of Default occurred by such remedies as are available to the Contract Administrator. Any money collected or received by the Contract Administrator from pursuing such remedies shall be applied in the order of the Service Contract Priority Sections, subject to any Creditor Lien.

No Duty of Inquiry

The Contract Administrator has no duty to inquire into the performance by a Service Corporation of its obligations under its Service Contract, but if the Contract Administrator receives notice (a **Default Notice**) from Holders of either (i) at least 25% in principal amount of the Outstanding Affected Certificates or (ii) at least 50% in principal amount of all Outstanding Certificates, specifying the failure of the City to pay Funding Trust Receivables, then the Contract Administrator shall give notice of such failure to the City and demand that such failure be remedied. Upon receipt of any Default Notice, the Contract Administrator shall give notice to all Certificateholders and the Specified Hedge Counterparties that did not join in such Default Notice.

Notice of Defaults

Promptly upon obtaining actual knowledge of the occurrence of any Event of Default, the Contract Administrator shall give written notice of such Event of Default by mail to all Certificateholders, Specified Hedge Counterparties and Rating Agencies unless such Event of Default has been cured or waived.

Any Insurer who is not then in default under its Credit Insurance shall be entitled to receive all notices in respect of Certificates insured by it, and no notices under the prior paragraph shall be sent to the Holders of such Certificates.

Limitation on Suits by Certificateholders

No Certificateholder shall have any right to institute any proceeding, judicial or otherwise, under or with respect to the Service Contract unless:

(a) such Holder has previously given written notice to the Contract Administrator of an Event of Default that is then continuing;

(b) the Holders of either (i) at least 25% in principal amount of the Outstanding Affected Certificates or (ii) at least 50% in principal amount of all Outstanding Certificates have made written request to the Contract Administrator to institute proceedings in respect of such Event of Default in its own name as Contract Administrator;

(c) such Holder or Holders have offered to the Contract Administrator satisfactory indemnity against the costs, expenses and liabilities to be incurred in compliance with such request;

(d) the Contract Administrator for 30 days after its receipt of such notice, request and offer of indemnity has failed to institute any such proceeding; and

(e) in the case of a written request from the Holders of at least 25% in principal amount of the Outstanding Affected Certificates, no direction inconsistent with such written request has been given to the Contract Administrator during such 30-day period by the Holders of a greater percentage in principal amount of the Outstanding Affected Certificates;

it being understood and intended that no one or more Holders of Certificates shall have any right in any manner to affect, disturb or prejudice the interest of the parties to the Contract Administration Agreement or the rights of any other Certificateholders, or to obtain or to seek to obtain priority or preference over any other Certificateholders or to enforce any right under any Service Contract, except in the manner therein provided and for the equal and ratable benefit of all Entitled Persons.

CONFIDENTIAL INFORMATION
mark.angelov@arentfox.com
2015-05-26 01:02

Control by Majority

The Holders of a majority in principal amount of the Outstanding Certificates have the right to direct the time, method and place of conducting any proceeding for any remedy available to the Contract Administrator to exercise any power exercisable by the Contract Administrator, provided that such direction is not in conflict with any rule of law or the Contract Administration Agreement.

Any Insurer not then in default under its Credit Insurance shall be treated as the Holder of Outstanding Certificates equal to the principal amount of Certificates insured by it for the purposes of actions thus permitted to be taken by Certificateholders and for the purpose of giving all other consents, directions and waivers that Certificateholders may give.

Actions by Beneficial Owners

For the purpose of providing any consent, waiver or instruction to the Contract Administrator, the terms **Holder** and **Certificateholder** include a Person who provides the Contract Administrator an affidavit of beneficial ownership of a Certificate together with satisfactory indemnity against any loss, liability or expense to the Contract Administrator to the extent that it acts on the affidavit of beneficial ownership (including any consent, waiver or instruction given by a Person providing such affidavit and indemnity). The principal amount of Outstanding Certificates owned by a Beneficial Owner satisfying the preceding sentence shall be deemed held by such Beneficial Owner and not held by Certificateholders for the purposes of providing any consent, waiver or instruction to the Contract Administrator.

Concerning the Contract Administrator

The Contract Administrator undertakes to perform such duties and only such duties as are specifically set forth in the Contract Administration Agreement, and no implied covenants or obligations shall be read into that Agreement against the Contract Administrator. In the absence of bad faith on its part, the Contract Administrator may conclusively rely, as to the truth of the statements and the correctness of the opinions expressed therein, upon certificates, documents, other instruments or opinions furnished to the Contract Administrator and conforming to the requirements of the Contract Administration Agreement or the Service Contract; but in the case of any such certificates, documents, other instruments or opinions which by any provision thereof are specifically required to be furnished to the Contract Administrator, the Contract Administrator is under a duty to examine the same to determine whether or not they conform to the requirements of the Contract Administration Agreement.

If an Event of Default occurs and is continuing, the Contract Administrator shall exercise such of the rights and powers in respect of Funding Trust Receivables and use the same degree of care and skill in their exercise as a prudent corporate trustee would exercise or use under the circumstances.

No provision of the Contract Administration Agreement shall be construed to relieve the Contract Administrator from liability for its own negligent action, its own negligent failure to act, or its own willful misconduct, except that: (a) the Contract Administrator shall not be liable for any error of judgment made in good faith by an authorized officer of the Contract Administrator, unless it is proved that the Contract Administrator was negligent in ascertaining the pertinent facts; (b) the Contract Administrator shall not be liable with respect to any action taken or omitted to be taken by it in good faith in accordance with the direction of the Holders of a majority in Outstanding principal amount of the Certificates relating to the time, method and place of conducting any proceeding for any remedy available to the Contract Administrator, or exercising any trust or power conferred upon the Contract Administrator, by or under the Contract Administration Agreement; and (c) no provision of the Contract Administration Agreement shall require the Contract Administrator to expend or risk its own funds or otherwise incur any financial liability in the performance of any of its duties thereunder, or in the exercise of any of its rights or powers, if it shall have reasonable grounds for believing that repayment of such funds or adequate indemnity against such risk or liability is not reasonably assured to it.

CONFIDENTIAL INFORMATION
mark.angelov@arentfox.com
2013013103 0000000032

The Contract Administrator may rely and shall be protected in acting or refraining from acting upon any resolution, certificate, opinion, notice, request, consent, or other document believed by it to be genuine and to have been signed or presented by the proper party or parties. The Contract Administrator may consult with counsel, and the written advice of such counsel is full and complete authorization and protection in respect of any action taken, suffered or omitted by the Contract Administrator in good faith and in reliance thereon.

The Contract Administrator is under no obligation to exercise any of the rights or powers vested in it by the Contract Administration Agreement at the request or direction of any of the Certificateholders pursuant to that Agreement, unless such Certificateholders shall have offered to the Contract Administrator reasonable security or indemnity against the costs, expenses and liabilities which might be incurred by it in compliance with such request or direction.

Compensation and Reimbursement

The Contract Administrator is entitled to payment or reimbursement from time to time for reasonable compensation for all services rendered by it under the Contract Administration Agreement. The Contract Administrator is also entitled to indemnification for, and to be held harmless against, any loss, liability or expense incurred without negligence, willful misconduct or bad faith on its part, arising out of or in connection with the acceptance or administration of that Agreement or the exercise of it powers thereunder, including the costs and expenses of defending itself against any claim or liability in connection with the exercise or performance of any of its powers or duties thereunder. The compensation of the Contract Administrator shall constitute Contract Administrator Payments, a Component of Service Payments under the Service Contracts.

The Contract Administrator shall not have any lien on any funds held by it under the Contract Administration Agreement.

Enforcement of Rights

Every provision of the Contract Administration Agreement relating to the enforcement of rights and remedies by any of the parties thereto is subject to particular provisions in the Contract Administration Agreement that would apply if, but only if, all Insurers are then in default under their respective Credit Insurance.

Third Party Beneficiaries

The covenants of each Service Corporation made in the Contract Administration Agreement are also made for the benefit of each of the Third Party Beneficiaries, each of whom may enforce the same as if it were a party thereto.

SUMMARY OF CERTAIN PROVISIONS OF THE TRUST AGREEMENT

The Trust Agreement is comprised of two documents, called the General Terms (dated as of May 1, 2005) and the Specific Terms (dated the Closing Date), which operate together as if they were combined in a single document. The parties to the Trust Agreement are the Detroit General Retirement System Service Corporation and the Detroit Police and Fire Retirement System Service Corporation (each a **Service Corporation**), severally and not jointly, and U.S. Bank National Association, as Trustee (in such capacity, the **Trustee**). The Trust Agreement establishes the Detroit Retirement Systems Funding Trust 2006 (the ***2006 Funding Trust***) for the purpose of funding the optional redemption of certain Series 2005-A COPs and the purchase and cancellation of certain tendered Series 2005-B COPs.

Conveyance of Funding Trust Receivables; Grant of Security Interest

Effective the Closing Date, each Service Corporation transfers, assigns and conveys to the 2006 Funding Trust all of its right, title and interest in and to the Funding Trust Receivables under its respective Service Contract, all monies due or to become due with respect thereto and all proceeds of such Funding Trust

CONFIDENTIAL INFORMATION
mark.angelov@arentfox.com
Detroit/15.08.2013 11:32

Receivables. Each Service Corporation intends that such sale, assignment and conveyance be an absolute transfer of such property for all purposes. However, to preserve rights if such sale, assignment and conveyance is deemed a pledge of such property, each Service Corporation also grants a security interest in such property to the 2006 Funding Trust for the benefit of the Certificateholders.

The Trust Estate consists of the Funding Trust Receivables arising under the GRS Service Contract, the Funding Trust Receivables arising under the PFRS Service Contract, and all proceeds of the foregoing.

Contract Administration Agreement

The Trustee is directed in the Trust Agreement to enter into the Contract Administration Agreement in the name and on behalf of the 2006 Funding Trust. See "Summary of Certain Provisions of the Contract Administration Agreement" in this APPENDIX A.

No City Indebtedness

The 2006 Funding Trust and the Funding Trust Receivables paid to the 2006 Funding Trust do not constitute or create any indebtedness of the City within the meaning of the limitation of The Home Rule City Act or any Michigan constitutional or other non-tax statutory or City charter limitation.

Tax Treatment Agreed to by Certificateholders; Restriction on Trustee's Powers

Except to the extent otherwise provided in the Trust Agreement, each Service Corporation has entered into the Trust Agreement, the Certificates will be issued and the 2006 Funding Trust will acquire the Funding Trust Receivables, with the intention that for federal, state and local income, business, franchise and modified value added tax purposes: (a) the 2006 Funding Trust will qualify as a grantor trust under Subpart E, Part I of Subchapter J of the Internal Revenue Code of 1986, as amended; (b) each Beneficial Owner of Certificates will be treated as the owner of an undivided *pro rata* interest in the portion of the Trust Estate attributable to such Beneficial Owner's Certificates; and (c) the Funding Trust Receivables constitute payments in respect of indebtedness. In furtherance of such intention, except to the extent otherwise provided in the Trust Agreement, the Trustee shall not have the power to vary the investment of the Beneficial Owners of the Certificates within the meaning of U.S. Treasury regulations §301.7701-4(c) or to engage in any business unless the Trustee shall have received an opinion in form and substance reasonably satisfactory to the Trustee of counsel reasonably acceptable to the Trustee to the effect that such activity will not cause the 2006 Funding Trust to fail to be treated as such a grantor trust.

Each Service Corporation and the Trustee by entering into the Trust Agreement and each Certificateholder by its acceptance of its Certificate agrees to treat the 2006 Funding Trust, the Certificates and the Funding Trust Receivables in accordance with the intention expressed in the preceding paragraph (or any alternative intention expressed in the Trust Agreement) for federal, state and local income, business, franchise and modified value added tax purposes.

Authentication and Delivery of Certificates by Trustee; Disposition of Certificate Proceeds

The 2006 Funding Trust shall issue Certificates as fully registered securities in the form prescribed by the Trust Agreement. The Trustee shall authenticate and deliver the Certificates in accordance with a written order of each Service Corporation stating the amount of Certificate proceeds to be received by the Trustee in respect of that Service Corporation and providing for the disposition of such proceeds as provided in its Service Contract (in major part into the Tender Account for application to purchase tendered Series 2005-B COPs and into the Non-Tender Escrow Account for application to optionally redeem certain Series 2005-A COPs). The Certificates evidence the entire beneficial interest in the Trust Estate.

CONFIDENTIAL INFORMATION
mark.angelov@arentfox.com
Dolly/15.08.2013 11:32

Payment of Interest on Certificates

Interest payable on any Certificate and paid on an Interest Payment Date shall be paid to the Person in whose name that Certificate (or a Predecessor Certificate) is registered at the close of business on the Regular Record Date for such Series.

Interest payable on any Certificate and not paid on an Interest Payment Date when due shall be not be paid to the registered Holder on the relevant Regular Record Date by virtue of being such Holder, but rather shall be payable as a Deficit Interest Related Payment to the Person in whose name such Certificate (or a Predecessor Certificate) is registered at the close of business on a Special Record Date for the payment of such Deficit Interest Related Payment.

If an amount is payable as all or part of a Deficit Interest Related Payment received by the Trustee, the Trustee shall establish a day for the payment of such amount to Certificateholders not less than 10 days after its receipt of such amount and establish a Special Record Date which shall be not more than 15 nor fewer than 10 days before the date set for payment of such amount. The Trustee shall mail notice of a Special Record Date to the Certificateholders at least 10 days before such Special Record Date.

Subject to the foregoing three paragraphs, each Certificate delivered under the Trust Agreement upon transfer of, in exchange for or in lieu of any other Certificate shall carry all the rights to Interest accrued and unpaid, and to accrue, which were carried by such other Certificate.

Registration, Exchanges and Transfers

The Trustee shall keep at its designated corporate trust office a register for the registration of Certificates and for the registration of transfers of Certificates, subject to such reasonable regulations as the Trustee may prescribe. Upon surrender of any Certificate for transfer of the registration thereof, the Trustee shall authenticate and register in the name of the designated transferee(s) one or more new Certificates of the same tenor in any Authorized Denomination in like aggregate principal amount.

At the option of the Holder, Certificates may be exchanged for other Certificates of the same tenor in any Authorized Denomination in like aggregate principal amount, upon surrender of the Certificates to be exchanged at the designated corporate trust office of the Trustee. Whenever any Certificates are surrendered for exchange, the Trustee shall authenticate and deliver the Certificates that the Certificateholder making the exchange is entitled to receive.

All Certificates issued upon any transfer of registration or exchange of Certificates shall constitute valid evidences of beneficial interests in the Trust Estate evidencing the same beneficial interests and entitled to the same benefits under the Trust Agreement as the Certificates surrendered in such transfer or exchange.

No service charge may be made for any transfer of registration or exchange of Certificates, but the Trustee may make a charge sufficient to reimburse it for any tax, fee or other governmental charge required to be paid with respect such transfer or exchange. The Trustee may make the payment of such tax, fee or other governmental charge and the cost of preparing each new Certificate delivered in such transfer or exchange a condition precedent to making any transfer of registration or exchange of any Certificate, to be paid by the Person requesting such transfer or exchange, unless otherwise provided in the Trust Agreement.

The Trustee shall not be required (a) to transfer or exchange any Certificate during a period beginning at the opening of business 15 days before the day of the mailing of a notice of redemption of such Certificate and ending at the close of business on the day of such mailing, or (b) to transfer or exchange any Certificate selected for redemption in whole or in part, during a period beginning at the opening of business on any Regular Record Date for such Certificates and ending at the close of business on the relevant Interest Payment Date therefor.

CONFIDENTIAL INFORMATION
mark.angelov@arentfox.com
Pitney Bowes Inc.

Persons Deemed Owners

The Trustee may treat the Person in whose name any Certificate is registered as the owner of such Certificate, whether payments with respect to such Certificate shall be overdue or not, for the purpose of receiving payment of the principal thereof, premium, if any, and (except as otherwise provided in the Trust Agreement) Interest thereon and for all other purposes whatsoever.

Book-Entry Certificates; Securities Depository

While Certificates are registered in the name of a Securities Depository or its nominee, the Trustee shall not have any responsibility or obligation to any Participant or to any Beneficial Owner with respect to: (a) the accuracy of the records of the Securities Depository, its nominee or any Participant with respect to any ownership Interest in the Certificates; (b) the delivery to any Participant, any Beneficial Owner or any other Person, other than the Securities Depository of any notice with respect to the Certificates, including any notice of redemption; or (c) the payment to any Participant, any Beneficial Owner or any other Person, other than the Securities Depository of any amount with respect to the principal of or premium, if any, or Interest on the Certificates.

The Trustee shall pay all principal (and premium, if any) of and Interest on such Certificates only to or upon the order of the Securities Depository, and all such payments shall be valid and effective fully to satisfy and discharge the 2006 Funding Trust's obligations with respect to the principal (and premium, if any) of, and Interest on such Certificates to the extent of the sum or sums so paid.

Upon discontinuance of the use of the Book-Entry Only System maintained by the Securities Depository and upon receipt of notice from the Securities Depository containing sufficient information, the Trustee shall authenticate and deliver Certificates in certificated form to Beneficial Owners in exchange for the beneficial interests of such Beneficial Owners in corresponding principal amounts and in any Authorized Denomination.

Notwithstanding anything to the contrary in the Trust Agreement, so long as any Certificate is registered in the name of the Securities Depository or its nominee: (a) all payments with respect to the Principal and Interest on such Certificate and all notices of redemption and otherwise with respect to such Certificate shall be made and given, respectively, to the Securities Depository as provided in the representation letter with respect to such Certificates; (b) if less than all such Certificates of a maturity and series are to be redeemed *pro rata*, then the particular Certificates or portions of Certificates of such maturity and series to be redeemed shall be so determined by the Securities Depository; and (c) all payments with respect to Principal of such Certificate and premium, if any, and Interest on such Certificate shall be made in such manner as shall be prescribed by the Securities Depository.

Redemption of Certificates

Selection of Certificates to be Redeemed

Whenever any Certificates of a series are to be redeemed, the Trustee shall select the maturity or maturities that correspond to the prepaid Scheduled Payments giving rise to such redemption. Whenever Certificates of less than all of a maturity are to be redeemed, the Trustee shall select the particular Certificates to be redeemed from the Outstanding Certificates of such maturity and series that have not previously been called for redemption in such manner as results in *pro rata* redemption among all Holders of Certificates of the maturity being redeemed. All Certificates of the same series and having the same maturity shall constitute a class for purposes of *pro rata* redemption. The Trustee shall select Certificates for redemption *pro rata* within each class. In the case of any maturity of Certificates for which Sinking Fund Installments have been established, any optional redemption of such Certificates shall be credited among such Sinking Fund Installments *pro rata* in accordance with the unpaid amounts thereof.

CONFIDENTIAL INFORMATION
mark.angelov@arentfox.com
Bankruptcy Litigation

Notice of Redemption

When any Certificates are to be redeemed, notice of any such redemption shall be given by the Trustee by first class mail, no fewer than 30 days and no more than 45 days before the Redemption Date to each Holder of Certificates to be redeemed at his/her last address in the Registry. All notices of redemption shall be dated and shall state: (a) the Redemption Date; (b) the Redemption Price; (c) if less than all Outstanding Certificates are to be redeemed, the identification number, maturity dates and, in the case of a partial redemption of Certificates, the respective principal amounts of the Certificates to be redeemed; (d) that on the Redemption Date the Redemption Price will become due and payable upon each such Certificate or portion thereof called for redemption, and that interest thereon shall cease to accrue from and after said date; (e) the place where the Certificates to be redeemed are to be surrendered for payment of the Redemption Price, which place of payment shall be the designated corporate trust office of the Trustee or other Paying Agent; and (f) the proposed redemption (except in the case of a redemption from Sinking Fund Installments) is conditioned on the Trustee having received a Redemption Related Payment on the Prepayment Receipt Day sufficient to pay the full Redemption Price of the Certificates to be redeemed.

The failure of the Holder of any Certificate to receive notice of redemption given as provided above, or any defect therein, shall not affect the sufficiency of the proceedings for the redemption of any Certificates as to which no failure or deficiency occurred.

The Trustee shall provide additional notice that provides material compliance with Securities Exchange Act Release No. 34-23856 (Dec. 3, 1985) as the same may be amended or supplemented from time to time by the Securities and Exchange Commission or by generally accepted practice of corporate trustees. No failure to give such additional notice or defect therein or in the manner in which given shall affect the sufficiency of the proceedings for the redemption of any Certificates.

Certificates Payable on Redemption Date

Notice of redemption having been given as aforesaid, the Holders of the Certificates so to be redeemed shall be entitled, on the Redemption Date, to payment of an amount equal to the Redemption Price therein specified and from and after such date (unless the full amount of the Redemption Price is not distributed) the Holders of such Certificates shall cease to be entitled to any further payment in respect of Interest. Upon surrender of any such Certificate for redemption in accordance with said notice, the Holder of such Certificate shall be paid by the Trustee an amount equal to the Redemption Price. Installments of Interest with a due date on or prior to the Redemption Date shall be payable to the Holders of the Certificates as of the relevant Record Dates.

If any Certificate called for redemption shall not be so paid upon surrender thereof for redemption, the principal (and premium, if any) shall, until paid, bear Interest from the Redemption Date at the rate prescribed in the Certificate.

Certificates Redeemed in Part

Any Certificate which is to be redeemed only in part may, at the option of the Holder: (a) be presented for notation thereon by the Trustee of the payment as of the Redemption Date of the redeemed portion of the principal thereof; or (b) be surrendered at the place of payment therefor (with, if the Trustee so requires, due endorsement by, or a written instrument of transfer in form satisfactory to the Trustee duly executed by, the Holder or his attorney or legal representative duly authorized in writing), and the Trustee shall authenticate and deliver to such Holder, without service charge, a new Certificate or Certificates of the same maturity and series of any Authorized Denomination or Authorized Denominations as requested by such Holder in aggregate principal amount equal to and in exchange for the unredeemed portion of the principal of the Certificate so surrendered.

CONFIDENTIAL INFORMATION
mark.angelov@arentfox.com
Detroit/15-08-2013 11:32

Payments to Certificateholders

Deficiency Payments

On the day the Trustee receives a Deficit Interest Related Payment from the Contract Administrator, the Trustee shall establish a Special Record Date and pay the same to the Certificateholders entitled thereto in accordance with their respective Percentage Interests. On the day the Trustee receives a Deficiency Payment, other than a Deficit Interest Related Payment, from the Contract Administrator, the Trustee shall pay the same to the Certificateholders entitled thereto in accordance with their respective Percentage Interests.

Other Payments

On each Interest Payment Date for which the Trustee has received an Interest Related Payment from the Contract Administrator, the Trustee shall pay the same to the Holders of Outstanding Certificates entitled to such Interest by the terms of their Certificates as of the Regular Record Date in accordance with their relative Percentage Interests. On each Principal Payment Date for which the Trustee has received a Principal Related Payment from the Contract Administrator, the Trustee shall pay the same to the Certificateholders entitled to such Principal Related Payment by the terms of their Certificates in accordance with their relative Percentage Interests. On each Sinking Fund Installment Date for which the Trustee has received a Sinking Fund Related Payment from the Contract Administrator, the Trustee shall pay the same to Holders of Outstanding Certificates entitled to such Sinking Fund Related Payment by reason of the redemption of their Certificates in accordance with their relative Percentage Interests of Certificates being redeemed.

On each Redemption Date that is also an Interest Payment Date for which the Trustee has received a Redemption Related Payment from the Contract Administrator, the Trustee shall pay the same to Holders of Outstanding Certificates entitled to such Redemption Related Payment by reason of the redemption of their Certificates in accordance with their relative Percentage Interests of Certificates being redeemed. On each Redemption Date that is not also an Interest Payment Date for which the Trustee has received a Redemption Related Payment that includes associated Accrued Service Charges from the Contract Administrator, the Trustee shall pay the same to the Holders of Outstanding Certificates entitled to such Redemption Related Payment and Accrued Service Charges by reason of the redemption of their Certificates in accordance with their relative Percentage Interests of Certificates being redeemed.

The Trustee

Certain Duties and Responsibilities

The Trustee undertakes to perform such duties and only such duties as are specifically set forth in the Trust Agreement, and no implied covenants or obligations shall be read into the Trust Agreement against the Trustee. In the absence of bad faith on its part, the Trustee may conclusively rely, as to the truth of the statements and the correctness of the opinions expressed therein, upon certificates, documents, other instruments or opinions furnished to the Trustee and conforming to the requirements of the Trust Agreement or the Service Contract; but in the case of any such certificates, documents, other instruments or opinions which by any provision thereof or of the Trust Agreement are specifically required to be furnished to the Trustee, the Trustee is under a duty to examine the same to determine whether or not they conform to the requirements of the Trust Agreement.

No provision of the Trust Agreement or the Service Contract shall be construed to relieve the Trustee from liability for its own negligent action, its own negligent failure to act, or its own willful misconduct, except that (a) the Trustee shall not be liable for any error of judgment made in good faith by an authorized officer of the Trustee, *unless* it is proved that the Trustee was negligent in ascertaining the pertinent facts; (b) the Trustee shall not be liable with respect to any action taken or omitted to be taken by it in good faith in accordance with the direction of the Holders of a majority in principal amount of the Outstanding Certificates

CONFIDENTIAL INFORMATION
mark.angelov@arentfox.com

relating to the time, method and place of conducting any proceeding for any remedy available to the Trustee, or exercising any trust or power conferred upon the Trustee, under the Trust Agreement or the Service Contract; and (c) no provision of the Trust Agreement shall require the Trustee to expend or risk its own funds or otherwise incur any financial liability in the performance of any of its duties thereunder, or in the exercise of any of its rights or powers, if it shall have reasonable grounds for believing that repayment of such funds or adequate indemnity against such risk or liability is not reasonably assured to it.

Certain Rights of Trustee

The Trustee may rely and shall be protected in acting or refraining from acting upon any resolution, certificate, opinion, notice, request, consent, order, or other document believed by it to be genuine and to have been signed or presented by the proper parties. Whenever in the administration of the Trust Agreement the Trustee shall deem it desirable that a matter be proved or established prior to taking, suffering or omitting any action under the Trust Agreement, the Trustee (unless other evidence is specifically prescribed) may, in the absence of bad faith on its part, rely upon a certificate of the Contract Administrator. The Trustee may consult with counsel, and the written advice of such counsel is full and complete authorization and protection in respect of any action taken, suffered or omitted by the Trustee thereunder in good faith and in reliance thereon.

The Trustee is under no obligation to exercise any of the rights or powers vested in it by the Trust Agreement at the request or direction of any of the Certificateholders pursuant to the Trust Agreement, unless such Certificateholders shall have offered to the Trustee reasonable security or indemnity against the costs, expenses and liabilities which might be incurred by it in compliance with such request or direction.

The Trustee shall not be bound to make any investigation into the facts or matters stated in any resolution, certificate, opinion, notice, request, consent, order, or other document, but the Trustee, in its discretion, may make such further inquiry or investigation into such facts or matters as it may see fit. The Trustee may execute any of its trusts or powers or perform any of its duties either directly or by or through agents or attorneys and the Trustee shall not be responsible for any misconduct or negligence on the part of any agent or attorney appointed with due care by it.

The Trustee shall not have any lien on any funds held by it under the Trust Agreement.

Not Responsible for Recitals or Issuance of Certificates

The Trustee assumes no responsibility for the correctness of the recitals contained in the Trust Agreement, in a Service Contract or in the Certificates except the certificate of authentication on the Certificates. The Trustee makes no representations as to the value or condition of the Trust Estate or any part thereof, or as to the title thereto or as to the security afforded thereby, or as to the validity or sufficiency of the Trust Agreement or of the Certificates.

Corporate Trustee Required; Eligibility

There shall at all times be a Trustee under the Trust Agreement which is a trust company or bank with trust powers organized under the laws of the United States of America or of any state of the United States with a combined capital and surplus of at least $50,000,000. If such corporation publishes reports of condition at least annually, pursuant to law or to the requirements of such supervising or examining authority, then the combined capital and surplus of such corporation shall be deemed to be its combined capital and surplus as set forth in its most recent report of condition so published. The Trustee shall resign immediately in the manner and with the effect specified in the Trust Agreement if it becomes ineligible under this paragraph.

CONFIDENTIAL INFORMATION
mark.angelov@arentfox.com
Bitmore 2013 Litigation

Replacement of Trustee

No resignation or removal of the Trustee and no appointment of a successor Trustee shall be effective until the successor Trustee accepts its appointment. The Trustee may resign at any time, but such resignation shall become effective only in accordance with the preceding sentence. The Holders of a majority in principal amount of Outstanding Certificates may remove the Trustee by so notifying the Trustee and any Insurer. If the Trustee becomes ineligible, any Certificateholder may petition a court of competent jurisdiction for the appointment of a successor. The retiring Trustee or the Service Corporations may appoint a successor at any time prior to the date on which a successor Trustee takes office. If a successor Trustee does not take office within 45 days after the retiring Trustee resigns or is removed, any Certificateholder may petition a court of competent jurisdiction for the appointment of a successor Trustee. Within one year after a successor Trustee appointed by the Service Corporations or a court of competent jurisdiction takes office, the Holders of a majority in principal amount of Outstanding Certificates may appoint a successor Trustee to replace such successor Trustee.

Acceptance of Appointment

A successor Trustee shall deliver written acceptance of its appointment to the retiring Trustee and to each Service Corporation. Thereupon the resignation or removal of the retiring Trustee shall be effective, and the successor Trustee shall have all the rights, powers and duties of the Trustee under the Trust Agreement. The successor Trustee shall mail a notice of its succession to the Certificateholders. Upon the appointment of a successor Trustee becoming effective, the retiring Trustee shall promptly transfer all property held by it as Trustee to the successor Trustee.

Merger, Consolidation and Succession to Business

If the Trustee consolidates, merges or converts into, or transfers all or substantially all its corporate trust business to, another corporation, the successor corporation without any further act shall be the successor Trustee if such successor corporation is eligible under the Trust Agreement. The successor Trustee may adopt the authentication of Certificates authenticated by the predecessor Trustee and deliver such Certificates with the same effect as if the successor Trustee had authenticated such Certificates.

ERISA

The Trustee acknowledges and agrees that, in the event that assets of the 2006 Funding Trust are deemed to be plan assets of a Certificateholder that is an employee benefit plan subject to Title I of ERISA (an ***ERISA Plan***), the Trustee is a fiduciary to such ERISA Plan with respect to such ERISA Plan's undivided interests in the Trust Estate, and the Trust Agreement shall be deemed to be the management agreement between the Trustee and such ERISA Plan.

Supplemental Trust Agreements

Supplemental Trust Agreements without Consent of Certificateholders

Without the consent of any Certificateholders, the Service Corporations and the Trustee may from time to time enter into one or more Trust Agreements supplemental to the Trust Agreement (a ***Supplemental Trust Agreement***) for any of the following purposes:

b) to correct or amplify the description of Trust Estate, or better to assure, convey and confirm unto the Trustee any of the Trust Estate or the lien of the Trust Agreement thereon, or to add to the Trust Estate subject to the lien of the Trust Agreement additional property;

c) to add to the conditions, limitations and restrictions on the authorized amount, terms or purposes of the issue, authentication and delivery of the Certificates, thereafter to be observed;

d) to evidence a successor trustee under the Trust Agreement;

CONFIDENTIAL INFORMATION
mark.angelov@arentfox.com
Detroit/15.08:2013 11:32

e) to add to rights, powers and remedies of the Trustee for the benefit of the Certificateholders;

f) to cure any ambiguity, or correct or supplement any provision in the Trust Agreement which may be inconsistent with any other provision;

g) to provide for the issuance of Additional Certificates; or

h) to make any other change that does not adversely affect the rights of Certificateholders.

Supplemental Trust Agreements with Consent of Certificateholders

With the consent of the Holders of not less than a majority in principal amount of the Certificates then Outstanding, the Trustee may enter into one or more Supplemental Trust Agreements for the purpose of adding any provisions to or changing in any manner or eliminating any of the provisions of the Trust Agreement or of modifying in any manner the rights of Certificateholders under the Trust Agreement; provided, however, that no such Supplemental Trust Agreement shall, without the consent of the Holder of each Outstanding Certificate affected thereby, change any Principal Payment Date or Interest Payment Date of any Certificate, or reduce the principal amount thereof or Sinking Fund Installment or the Interest thereon or any premium payable upon the redemption thereof, or change any place of payment where any Certificate or the interest thereon is payable, or impair the right to institute suit for the enforcement of any such payment on or after the stated maturity thereof (or, in the case of redemption, on or after the Redemption Date), or reduce the percentage in principal amount of the Outstanding Certificates, the consent of whose Holders is required for any such Supplemental Trust Agreement, or the consent of whose Holders is required for any waiver of compliance with certain provisions of the Trust Agreement or certain defaults thereunder and their consequences; or modify any provisions summarized under the above subheadings "No City Debt or Other Obligation" or "Tax Treatment Agreed to by Certificateholders; Restriction on Trustee's Powers" under the heading "SUMMARY OF CERTAIN PROVISIONS OF THE TRUST AGREEMENT" or certain other provisions, except to increase any percentage provided thereby or to provide that certain other provisions of the Trust Agreement cannot be modified or waived without the consent of each Holder affected thereby.

Execution of Supplemental Trust Agreements

Prior to executing, or accepting the additional trusts created by, any permitted Supplemental Trust Agreement or the modification thereby of the trusts created by the Trust Agreement, the Trustee shall be entitled to receive and be fully protected in relying upon an opinion of counsel addressed to the Trustee to the effect that the execution of such Supplemental Trust Agreement is authorized or permitted by the Trust Agreement and the Supplemental Trust Agreement will be a valid and binding agreement of each Service Corporation upon the execution and delivery thereof.

Preconditions to Effectiveness

If the Trustee received a Qualifying Opinion in connection with the formation of the 2006 Funding Trust, then no Supplemental Trust Agreement shall become effective unless and until the Trustee receives an opinion in form and substance reasonably satisfactory to it of counsel reasonably acceptable to the Trustee to the effect that such supplement will not cause the 2006 Funding Trust to fail to be treated as such a grantor trust. Each Supplemental Trust Agreement is subject to the prior written consent of any Insurer.

Miscellaneous Provisions

Notices to Certificateholders; Waiver

Where the Trust Agreement provides for the publication of notice to Certificateholders, such notice shall be sufficiently given (unless otherwise expressly provided in the Trust Agreement) if in writing and mailed, first-class postage prepaid, to each Certificateholder at his address as it last appears in the Registry, no

CONFIDENTIAL INFORMATION
mark.angelov@arentfox.com
Submitted: 2013 11:32

later than the latest date and no earlier than the earliest date permitted for the first publication of such notice. Where the Trust Agreement provides for notice in any manner, such notice may be waived by the Person entitled to receive such notice, either before or after the event, and such waiver shall be the equivalent of such notice. Waivers of notice shall be filed with the Trustee, but such filing shall not be a condition precedent to the validity of any action taken in reliance on the waiver.

Payments Due on Saturdays, Sundays and Holidays

In any case where the date fixed for payment of the Certificates shall not be a Business Day, then such payment need not be made on such date but may be made on the next succeeding Business Day with the same force and effect as if made on the date fixed for such payment.

CONFIDENTIAL INFORMATION
mark.angelov@arentfox.com
Detroit/15:08:2013 11:32

[THIS PAGE INTENTIONALLY LEFT BLANK]

CONFIDENTIAL INFORMATION
mark.angelov@arentfox.com
Detroit/15:08:2013 11:32

APPENDIX B

INFORMATION CONCERNING THE CITY OF DETROIT, MICHIGAN

TABLE OF CONTENTS

Page

GOVERNMENTAL STRUCTURE 2
- Executive Branch 2
- Legislative Branch 3
- District Court 4
- Principal Governmental Services and Work Force 4
- Related City Entities 7
- Other Governmental Entities 8

FINANCIAL PROCEDURES 8
- Accounting System 8
- Accounting Methods 8
- Cash Management 9
- Budget Process 10
- Budget Stabilization Fund 10

FINANCIAL OPERATIONS 11
- Overview 11
- Revenues and Expenditures of the General Fund 11
- Fund Balance of the General Fund 14
- Components of Fund Balance 15
- General Fund Revenue Categories 15
- Recent Budget Results of the General Fund 21
- Other Funds of the City 28
- Risk Management 31

ASSESSED VALUATION AND PROPERTY TAXES 32
- Property Valuation and Tax Rate 32
- Industrial Facilities Tax 33
- Payment and Lien 33
- Personal Property Tax Assessments and Appeals 33
- Valuations 34
- Valuation by Type of Property 34
- Tax Rates and Levies 34
- Tax Levies and Collections 36
- Largest Taxpayers 37
- Tax-Exempt Property 37
- Legal Debt Margin 37

INDEBTEDNESS OF THE CITY AND RELATED ENTITIES 38
- Capital Financing Policies 38
- Overlapping Debt 40
- Summary of Debt Statement 41
- Short-Term Indebtedness 44
- Prospective Indebtedness 44

EMPLOYEE BARGAINING UNITS 45

RETIREMENT SYSTEMS 45
- In General 45
- Payment Obligations under Retirement System Service Contracts 48
- Constitutional, Statutory and Ordinance Authority for Payment of UAAL and Issuance of the 2006 Certificates 48
- Recent Pension Litigation 49

CERTAIN ECONOMIC AND DEMOGRAPHIC INFORMATION 50
- General 50
- Population 50
- Employment and Economic Base 52
- Construction 54
- Housing Characteristics 54
- Largest Employers 55
- Port of Detroit 56
- Transportation Network 57
- Major Projects and Developments 57

13-53846-swr Doc 348-7 Filed 08/16/13 Entered 08/16/13 17:13:58 Page 65 of 248
[2.2.3.3] [POCs 2006 Offering Circular.pdf] [Page 65 of 248]

CONFIDENTIAL INFORMATION
mark.angelov@arentfox.com
Detroit 5.08.2013 1:22

GOVERNMENTAL STRUCTURE

Pursuant to the provisions of the Constitution of the State of Michigan (the "State"), the City is a home rule city with significant independent powers. In accordance with the City Charter (the "Charter"), the governance of the City is organized in two branches: the Executive Branch, which is headed by the Mayor, and the Legislative Branch, which is composed of the City Council and its agencies. The Charter provides that the voters of the City reserve the power to enact City ordinances by initiative and to nullify ordinances enacted by the City by referendum. However, these powers do not extend to the budget or any ordinance for the appropriation of money, and the referendum power does not extend to an emergency ordinance. The Mayor and the members of the City Council are elected every four years. During the most recent general election that was conducted on November 8, 2005, Kwame M. Kilpatrick was re-elected for a second term as Mayor, and five incumbent members were re-elected and four new members were elected to the City Council. There are no limits as to the number of terms that may be served by City elected officials. In addition, the City is the District Control Unit responsible for certain duties relating to the 36th District Court. See "GOVERNMENTAL STRUCTURE – District Court." Following is a description of the duties and responsibilities of the branches of the City government.

Executive Branch

The Mayor is the chief executive of the City and has control of and is accountable for the Executive Branch of City government. The Charter grants the Mayor broad managerial powers, including the authority to appoint all department directors and deputy directors. The Charter also delegates the responsibility for the implementation of most programs, services and activities solely to the Executive Branch.

Financial operations of the City are carried out through the appointed positions of Finance Director and Budget Director. The Finance Director oversees most financial functions of the City, including coordinating debt issuance activities, collecting and disbursing funds, investing City funds (excluding pensions), directing accounting procedures and financial reporting, purchasing goods and services, and assessing property in the City. The Budget Director is responsible for controlling and supervising the expenditure of funds and assisting the Mayor in the preparation of the City's annual budget and long-term capital agenda.

Kwame M. Kilpatrick, Mayor, assumed office January 1, 2002. He was re-elected Mayor on November 8, 2005 for a second four-year term commencing on January 1, 2006. Prior to his election as Mayor, he served two terms representing Detroit's 9th District in the Michigan House of Representatives, including serving as House Democratic Leader. Prior to his tenure as a State legislator, he served as a teacher, mentor and basketball coach in the Detroit Public Schools and also taught high school in Tallahassee, Florida. Mayor Kilpatrick is chair of the Democratic Leadership Council's locally elected officials' network. Mayor Kilpatrick graduated from Florida A&M University with a Bachelor of Science degree in Political Science, as well as his teacher certification. He received his Juris Doctor degree from Detroit College of Law.

Anthony Adams, Deputy Mayor, was appointed in January 2005. Mr. Adams has the role of Chief Operating Officer along with his other duties. Prior to his appointment, he was General Counsel for the School District of the City of Detroit (the "District") since January 2003, with responsibilities for supervising a staff of 20 and managing more than 25 outside firms to coordinate the legal defense of the District and serving as its Chief Legal Compliance Officer. Before that, he served as Chief Development Attorney for the District since July 2002, with responsibilities for coordinating all development projects and business contracts for the District, including its $1.5 billion capital improvement program. Earlier, he had a private law practice primarily in real estate development and finance. From 1991 to 1993, Mr. Adams was of counsel to the Dykema Gossett law firm in Detroit. From 1985 to 1991, he served as an Executive Assistant to the Mayor of Detroit. He has a Bachelor of Science degree in Urban Management and Planning from the University of Cincinnati, and a Juris Doctor degree from Georgetown University Law Center.

CONFIDENTIAL INFORMATION
mark.angelov@arentfox.com

Roger Short, Interim Finance Director, was appointed in February 2006. Prior to this appointment, he served the City as Budget Director for six years. His current responsibilities include providing the Mayor and the City Council with long-term and short term financial planning data, assisting in the preparation of the City's operating and capital budgets, monitoring City financial operations and supervising and controlling the expenditure of funds. Previously, Mr. Short served the City as Chief Accounting Officer/Deputy Finance Director for four years, Auditor General for ten years and in other positions. Mr. Short is a Certified Public Accountant and holds a Masters degree in Public Policy Studies and a Bachelor of Arts degree from the University of Michigan. Currently he is an adjunct instructor at the University of Phoenix and Wayne County Community College. He is a member of the Government Finance Officers Association. Mr. Short also serves on the boards of the Detroit Building Authority, Detroit Transportation Corporation, the Downtown Development Authority and the Greater Detroit Resource Recovery Authority.

Pamela C. Scales, Budget Director, was appointed in February 2006. Prior to her current appointment, Ms. Scales served as Deputy Budget Director. She has more than 19 years of service with the City. During her service as Deputy Budget Director, the City has received nine Distinguished Budget Awards from the Government Finance Officers Association. Ms. Scales is a faculty member of the University of Phoenix, teaching graduate and undergraduate Finance courses. She holds a Bachelor of Arts degree in Economics from the University of Michigan and a Master of Business Administration degree from the University of Detroit–Mercy. She is a member of the Government Finance Officers Association, the Michigan Municipal Finance Officers Association and the Association of Government Accountants.

George W. Jackson, Jr., Chief Development Officer, was appointed in March 2006. He also has served as President & CEO of the Detroit Economic Growth Corporation (DEGC) since February 2002. Previously he had been Director of Customer Marketing for DTE Energy, where he worked for 27 years. His additional prior experience includes personnel and human resources responsibilities in the U.S. Navy and teaching on the adjunct faculty at Lawrence Technological University School of Management Mr. Jackson has a Bachelor of Science degree in Human Resource Development from Oakland University and a Master of Arts degree in Management – Business Management from Central Michigan University.

John E. Johnson, Corporation Counsel, was appointed in February 2006 and heads a staff of more than 90 lawyers, with responsibilities for City contracts, advising the Mayor and City Council on legal issues, supervising preparation of ordinances and resolutions, and defending and prosecuting all City lawsuits. From 1999 to 2005, he was Deputy Executive Director and Chief Operating Officer of Legal Aid & Defender Association, Inc. in Detroit. He served as Executive Director of the Detroit Branch of the National Association for the Advancement of Colored People (NAACP) from 1997 to 1999. His previous employers included Wayne County Neighborhood Legal Services, the National Consumer Law Center, and UAW Legal Services Plans. Mr. Johnson has a Bachelor of Arts degree in Political Science and Journalism from Howard University and a Juris Doctor degree from Valparaiso University School of Law.

Legislative Branch

The City Council, composed of nine members elected at large for four-year terms, is the City's legislative body. The City Council has the power to override the Mayor's veto of City Council changes to the annual budget with a two-thirds majority of its members. The three agencies that aid the City Council in the performance of its duties are described below.

The Auditor General is appointed for a term of 10 years by a majority of City Council members and may be removed for cause by a two-thirds majority. Any person who has held the position of Auditor General is not eligible for reappointment. By Charter, the principal duty of the Auditor General is to audit the financial transactions of all City agencies. However, since 1980 the City has retained independent accounting firms to perform that function. As required by State law, audits are performed annually; they are only required every two years by the Charter. The Auditor General may investigate the administration and operation of any City agency and prepares various reports, including an annual analysis for the City Council of the Mayor's proposed budget.

CONFIDENTIAL INFORMATION
mark.angelov@arentfox.com
Detroit/15-08-2013 11:32

The Ombudsman is appointed for a term of 10 years by a two-thirds majority of City Council members for the purpose of investigating any official act of any agency (except elected officers) which aggrieves any person.

The City Planning Commission, consisting of nine members appointed by the City Council for three-year terms, advises the City Council on such matters as the annual capital agenda, certain development or renewal projects and proposals for the demolition, disposition or relinquishment of, or encroachment upon, public real property or public interests in real property.

District Court

The 36th District Court is responsible for adjudicating certain legal matters that arise within the City, including State felony arraignments and preliminary examinations, State misdemeanor and City ordinance violations, civil litigation for claims of $25,000 or less, and landlord / tenant disputes. The City is responsible for all funding of the 36th District Court in excess of fines collected by the Court, except for judicial salaries, which are funded by the State.

Principal Governmental Services and Work Force

The following table sets forth the major services provided to City residents and businesses, the governmental unit responsible for providing that service, and the revenue source of City-provided services as indicated in the proposed Executive Budget for the fiscal year ending June 30, 2007. The City's budget contains both operating revenues and expenditures, and capital sources and expenditures.

(Balance of this page intentionally left blank)

13-53846-swr Doc 348-7 Filed 08/16/13 Entered 08/16/13 17:13:58 Page 68 of 248
[2.2.3.3] [POCs 2006 Offering Circular.pdf] [Page 68 of 248]

CONFIDENTIAL INFORMATION
mark.angelov@arentfox.com
Detroit/15:08:2013 11:32

Table 1 – Services Provided: Governmental Unit and Revenue Sources

Services Provided and Funded by the City in Whole or in Part

		Percent Supported by:				
	Responsibility	**General Fund(1)**	**Self-Supported(2)**	**State Grants(3)**	**Federal Grants(3)**	**Other Sources(4)**
Police and fire	City	79.0%	14.7%	1.1%	1.0%	4.2%
Sanitation and streets	City	59.1	8.3	31.5	-	1.1
Parks and recreation	City	75.2	8.5	0.9	-	15.4
Water and Sewer (5)(6)	City	-	100.0	-	-	-
Court	City/State	43.0	53.5	3.5	-	-
Transportation:						
Port (7)	City/County/State	25.0	-	50.0	-	25.0
Bus (6)	City	-	67.3	26.8	-	5.9
City Airport (6)	City	-	100.0	-	-	-
Planning and Development (8)	City	-	12.5	-	85.8	1.7
Health	City	17.9	10.1	24.7	47.3	-
Public Lighting (9)	City	23.5	67.5	5.0	-	4.0
Parking (6)	City	-	100.0	-	-	-

Services Provided and Totally Funded Other than by the City

Education	School District of the City of Detroit
Detroit/Wayne County Metropolitan Airport	County
Housing (10)	Independent
Hospital	Private
Welfare	State

SOURCE: Budget Department. Totals may not add up to 100% due to rounding. See "Fiscal 2007 Budget" under "FINANCIAL OPERATIONS - Recent Budget Results of the General Fund" herein for further discussion of the Fiscal Year 2007 Executive Budget.

(1) Represents the net tax cost to the City.
(2) Includes revenues derived from sale of services to other City departments, self-supporting agencies and outside users.
(3) Includes mass transportation, health and other grant revenues.
(4) Includes both bond proceeds and Federal project note borrowings.
(5) Provides water supply and sewage disposal services for the southeastern Michigan region. Accounted for separately in two enterprise funds.
(6) Accounted for in an enterprise fund.
(7) Although the Port facilities are privately owned, the Detroit/Wayne County Port Authority's budget is funded by City, Wayne County and State contributions.
(8) Department revenues exceed appropriations resulting in net contributions to the General Fund
(9) Provides power through a City-owned public utility for City-owned buildings, streets, certain other governmental units and some private customers. Revenues are derived from the sale of power to these governmental units and private customers.
(10) See "FINANCIAL OPERATIONS-Other Funds of the City–Enterprise Funds" herein. Starting in fiscal 2004, the Detroit Housing Commission ("DHC") became an autonomous enterprise separate from the City. Therefore, the proposed Fiscal Year 2007 Executive Budget does not include funding for the DHC.

The following table sets forth the City's budgeted employee positions for fiscal 2003 through 2007, according to those positions that are tax-supported and those positions that are supported by other revenues.

CONFIDENTIAL INFORMATION
mark.angelov@arentfox.com
Detroit/15:08:2013 11:32

Table 2 – City of Detroit Budgeted Employee Positions

	Fiscal Year Ended or Ending June 30,									
	2003		2004		2005		2006		2007	
	Number	%	Number	%	Number	%	Number	%	Number	%
Tax supported:										
General City	8,104	40%	7,929	40%	7,448	40%	6,139	39%	5,467	37%
Police and fire	5,694	28	5,704	29	5,695	30	4,508	29	4,422	30
Library	475	2	476	2	485	3	465	3	465	3
Total tax supported	14,273	70	14,109	72	13,628	73	11,112	71	10,354	69
Revenue supported:										
Transportation	1,838	9%	1,838	9%	1,716	9%	1,534	10%	1,534	10%
Water	2,411	12	2,097	11	2,097	11	1,916	12	1,900	13
Sewage	1,477	7	1,301	7	1,302	7	1,189	8	1,176	8
Housing (1)	442	2	357	2	-	-	-	-	-	-
Total revenue supported	6,168	30	5,593	28	5,115	27	4,639	29	4,610	31
Total	20,441	100%	19,702	100%	18,743	100%	15,751	100%	14,964	100%

SOURCE: City's Budgets for fiscal 2003 through 2005 and Amended Budget for fiscal 2006. Fiscal 2007 data reflect the proposed Executive Budget for fiscal 2007. Totals may not add up to 100% due to rounding. See "FINANCIAL OPERATIONS - Recent Budget Results of the General Fund" herein.

(1) Housing, through the DHC, is no longer a City Department. Its separation was finalized through judicial action in fiscal 2004.

The following table sets forth the departmental budgeted appropriations as a percentage of total General Fund appropriations for fiscal 2003 through 2007.

Table 3 – Departmental Appropriations

	Fiscal Year Ended or Ending June 30,				
	2003	2004	2005	2006	2007
Police	20%	23%	25%	22%	23%
Fire	9	10	11	10	10
Public works (sanitation and streets)	12	11	11	10	10
Public lighting	4	4	4	4	4
Health	5	5	5	5	5
Recreation	3	3	3	2	1
Planning and development	4	4	3	3	3
Other departments	25	24	22	16	21
Non-departmental:					
Enterprise fund contributions	5	4	4	5	-
Other (1)	12	11	13	23	23
General agency budget (millions)	$1,816.0	$1,877.3	$1,935.1	$1,764.9	$1,812.9

SOURCE: City's Budgets for fiscal 2003 through 2005, Amended Budget for fiscal 2006 and proposed Executive Budget for fiscal 2007. Totals may not add up to 100% due to rounding. See "FINANCIAL OPERATIONS - Recent Budget Results of the General Fund" herein.

(1) Includes contributions to the Transportation Fund.

CONFIDENTIAL INFORMATION
mark.angelov@arentfox.com
Detroit 10000001

Related City Entities

Other entities have been established by the City, in certain cases with the County of Wayne (the "County") and with the City of Highland Park, or by the State, principally for the purpose of providing capital financing (normally through the sale of bonds or through special tax levies) for various improvements, services or major construction projects. See "INDEBTEDNESS OF THE CITY AND RELATED ENTITIES – Tax Supported and Revenue Debt" and "-Overlapping Debt." Below is a description of certain entities and their functions.

Detroit Brownfield Redevelopment Authority ("DBRA"). The DBRA was created by a City Council resolution and approved by the Mayor in April 1998, under the provisions of Act 381, Public Acts of Michigan, 1996. The DBRA was established to create Brownfield redevelopment zones and promote the revitalization, redevelopment, and reuse of certain property, including, but not limited to, tax-reverted, blighted or functionally obsolete property. This is the first year of substantial financial activity for this authority.

Detroit Public Library ("DPL"). The DPL is a statutory body created by the State. The DPL was created to provide reference materials, research information, and publications to residents of the City and the County. Funding is provided by an *ad valorem* tax of 3.63 mills in real and personal property taxes in the City. In addition, DPL receives grants and endowments from private organizations. City Council is responsible for approving DPL's annual budget.

Downtown Development Authority ("DDA"). The DDA was created to promote and develop economic growth in the City's downtown business district. Funding is provided by an *ad valorem* tax of 1.0 mill on real and personal property in the downtown development district, a levy on the increased assessed value of the tax increment district, and issuance of revenue and tax increment bonds.

Economic Development Corporation ("EDC"). The EDC was established to create and implement project plans for designated project areas within the City, and thus encourage the location and expansion of industrial and commercial enterprises within the City. The EDC is primarily funded by means of grants from the City.

Detroit Housing Commission ("DHC"). The DHC was established in 1933 under the authority of the Housing Facilities Act, Act 18, Public Acts of Michigan, 1933 (Ex. Sess.), Section 2 of the act provided that any city or incorporated village with population of over 500,000 was authorized "to purchase, acquire, construct, maintain, operate, improve, extend, and/or repair housing facilities and to eliminate housing conditions which are detrimental to the public peace, health, safety, morals, and/or welfare." The DHC is an autonomous enterprise separate from the City.

Local Development Finance Authority ("LDFA"). The LDFA was created to finance certain improvements for local public roads in the vicinity of the Chrysler Jefferson Avenue Assembly Plant. Incremental portions of the City and the County property taxes funded LDFA.

Charles H. Wright Museum of African American History ("MAAH"). The MAAH was created to provide research, compilation, presentation, publication, and dissemination of knowledge relating to the history, growth, development, heritage and culture of people of African descent and the human struggle for freedom. The MAAH is primarily funded by means of private grants and grants from the City.

School District of the City of Detroit ("District"). The District is a statutory body created by the State and functions under the provisions of the Michigan School Code. Funding is provided by an *ad valorem* tax of 13.19 mills (homestead properties) and 31.19 mills (non-homestead) on real and personal property in the City and a "foundation allowance" provided by the State.

CONFIDENTIAL INFORMATION
mark.angelov@arentfox.com
Detroit/15-08-2013 11:32

Tax Increment Finance Authority ("TIFA"). The TIFA was created to acquire property and provide financing for residential and commercial development programs through issuance of long-term debt secured by tax increment financing.

Detroit Transportation Corporation ("DTC"). The DTC was established in 1985 to oversee construction and operation of the Central Automated Transit System (People Mover) in downtown Detroit. The DTC is primarily funded by means of grants from the City.

Greater Detroit Resource Recovery Authority ("GDRRA"). The GDRRA was established by the Cities of Detroit and Highland Park for the acquisition, construction and operation of a waste-to-energy facility. The financing was provided by the issuance of revenue bonds.

Other Governmental Entities

Services are provided to residents and businesses of the City by other governmental entities such as the County, the School District of the City of Detroit, Wayne County Community College and the Wayne County Regional Educational Service Agency. All of these entities are funded through their own taxing powers and other sources independent of the City.

FINANCIAL PROCEDURES

Accounting System

The City's fiscal year begins on July 1 and ends on June 30. The City uses a computer software financial management system which provides general ledger, purchasing, accounts payable, accounts receivable, fixed assets and project accounting applications. These core financial applications are integrated with third-party software providers for budget preparation, work order and inventory applications to provide a complete financial reporting system.

The City uses a legacy human resources/payroll application for employee compensation. Preliminary funding has been approved to begin planning the replacement of the legacy system with computer software human resources/payroll modules. The complete integration of these applications with the core financial applications is expected to be completed in late 2007.

The City's financial statements are prepared based substantially upon the financial information contained in the financial management system. The City's basic financial statements and entity-wide financial statements for fiscal 2005 were audited by independent accountants hired by the Auditor General's Office, and are the most recent audited City financial statements available.

Accounting Methods

The City's financial statements are prepared in conformity with accounting principles generally accepted in the United States of America. Except for the City's Enterprise Funds and Pension Funds (which are accounted for on the accrual basis), the City's funds and accounts (General, Special Revenues and Debt Service Funds) are maintained and reported on the modified accrual basis of accounting. Under the modified accrual basis of accounting, revenues are recognized when they are susceptible to accrual, *i.e.*, measurable and available to finance expenditures of the current fiscal year. Accrued municipal income taxes are estimated by the City as collected (*i.e.*, withheld) by employers but not yet remitted to the City. Estimated refunds for income tax returns received and in process, on which payment has not yet been made, are recorded as a reduction of revenues. The City establishes reserves against certain of the revenues so recognized, to reflect its judgment of collectibility.

The City records expenditures when goods and services are received and encumbers the amounts required by purchase orders and contracts at the time the purchase orders and contracts are issued. The encumbrances are liquidated when the goods and services are received. While the City is not required to carry

CONFIDENTIAL INFORMATION
mark.angelov@arentfox.com

unliquidated encumbrances past the end of the fiscal year, it sets aside, within each respective fund balance, an amount equal to the unliquidated encumbrances that it plans to carry forward. In the succeeding fiscal year, the budget is increased by an amount sufficient to cover the unliquidated encumbrances and those encumbrances are reinstated. Unliquidated appropriations represent amounts appropriated for encumbrances and for other commitments not liquidated by year-end and carried forward to the succeeding year's budget. Any remaining balance constitutes an unappropriated surplus (see "Budget Stabilization Fund" below). Any unappropriated deficit is funded in the succeeding fiscal year.

The Capital Projects Funds account for all funds used for the construction, acquisition and renovation of capital facilities. The City maintains 12 sub-funds within the Capital Projects Funds, which account for all capital improvements (other than water supply and sewage disposal facilities) including those financed by the City's general obligation bond issues, gifts, governmental grants, transfers from other funds and special assessments. The City maintains detailed accounting records by individual projects within these funds. Revenues and expenditures are recorded in specific cost centers which list the sources of revenue and type of expenditure. Uncollected estimated revenues and unexpended appropriations are brought forward until completion of a capital project. Revenues must be used on the specific capital projects for which they were designated.

Included as APPENDIX C is the comprehensive annual financial report ("CAFR") of the City for the fiscal year ended June 30, 2005, which includes the audited financial statements of the City for that fiscal year.

Cash Management

A cash flow forecast is prepared annually to assist in formulating cash management strategy and is revised as necessary. The City maintains one bank account for General Fund receipts and disbursements, excluding general obligation bond proceeds, which are kept in a separate account. Capital Projects Funds moneys are also maintained in separate accounts.

All funds are invested in accordance with State law. The City may invest in direct obligations of the U.S., obligations of an agency or instrumentality of the U.S., certain grades of commercial paper, bankers acceptances of U.S. banks, certificates of deposit, savings accounts or depository receipts of savings and loan associations or member banks of the Federal Deposit Insurance Corporation, and certain municipal bonds.

The City's investment policy is to provide for effective cash management. The goal of the City's investment policy is to maintain and protect invested principal while striving to maximize total return on the portfolio consistent with limitations pursuant to guidelines set forth in Act 20, Public Acts of Michigan, 1943, as amended ("Act 20"). The City has not experienced material investment-related losses in any City-managed funds. As of April 1, 2006, the composition of the City's investment portfolio was as follows:

Table 4 – Composition of General Fund Investment Portfolio
April 1, 2006

Pooled investment funds (1)	57.30%
U.S. Government securities	42.70
Total	100.00%

(1) Consists only of permitted investments.

In accordance with Act 20, no investments may have a maturity longer than 10 years from the date of investment. As of April 1, 2006, the longest investment of the City's General Fund had a maturity of August 15, 2011.

13-53846-swr Doc 348-7 Filed 08/16/13 Entered 08/16/13 17:13:58 Page 73 of 248
[2.2.3.3] [POCs 2006 Offering Circular.pdf] [Page 73 of 248]

CONFIDENTIAL INFORMATION
mark.angelov@arentfox.com
Detroit 15.08.2013 11:32

Table 5 – General Fund Investments (1)

Average monthly investment balance, Fiscal Year 2006	$149,503,164
Investment earnings, Fiscal Year 2005	$ 3,353,721
Investment earnings, Fiscal Year 2004	$ 1,467,561

(1) Includes an average monthly balance of approximately $70 million which is considered restricted.

Budget Process

The general content and process of developing the City's annual budget are prescribed by the Charter. The City's annual budget constitutes a financial plan for the next fiscal year which is required to set forth estimated revenues from all sources and all appropriations, including proposed capital appropriations. Any deficit during the preceding year is entered into the budget for the next fiscal year as an appropriation in accordance with the Charter. The total of proposed expenditures cannot exceed the total of estimated revenues so that the budget as submitted is a balanced budget.

The adoption of the budget provides for: (1) appropriations of specified amounts from funds indicated, (2) a specified levy of the property tax and (3) provision for the issuance of bonds specified in the capital agenda. The budget document, as adopted, becomes the basis for establishing revenues and expenditures for the fiscal year. The appropriation for every function of each City department is fixed, and expenditures may not exceed the original appropriation without City Council approval. If, during the fiscal year, the Mayor advises the City Council that there are available for appropriation revenues in excess of those estimated in the budget, the City Council may make supplemental appropriations up to the amount of the excess. In the case of revenue shortfalls, the Mayor may request that the City Council decrease certain appropriations. The Mayor is under no obligation to spend an entire appropriation. Also, at any time, upon written request by the Mayor, the City Council may transfer all or part of any unencumbered appropriation balance among programs, services or activities within an agency or from one agency to another.

Prior to the December submission of budget requests to the Budget Director, seven departments are required to attend a public meeting where input is received on programs and objectives for the coming fiscal year are addressed. These departments include Police, Fire, Public Works, Public Lighting, Health, Recreation, and Water and Sewerage. The initial budget proposal, which includes all department estimates of revenues and expenditures for the next fiscal year, is submitted to the Mayor by the Budget Department on or before the preceding February 22. The Mayor may revise the budget prior to submitting it to the City Council on or before April 12, the date for budget submission to the City Council established by City ordinance.

Prior to approval of the budget, the City Council holds hearings with various department and agency heads and also holds a public hearing. In addition, the Auditor General prepares an analysis of the proposed budget for the City Council. The City Council may amend the budget as presented by the Mayor on or before May 24. The Mayor may veto any City Council amendment, but must do so by the third business day after May 27. Any Mayoral veto of City Council amendments to the budget may be overridden by the City Council by a two-thirds vote of the members serving; provided, however, that the Council must act on or before the third calendar day or the second business day (whichever will provide the greater number of business days) following the maximum return date of the budget by the Mayor.

Budget Stabilization Fund

In 1978, the State Legislature authorized municipalities to establish budget stabilization funds for the purpose of providing a method to stabilize financial operations. Prior to that time, municipalities were required to allocate any budget surplus to the following fiscal year. Accordingly, in 1979, the City by ordinance established the Budget Stabilization Fund to cover General Fund deficits, to restore a reduction in the number of employees (under certain circumstances) and to cover expenses arising because of a natural disaster.

13-53846-swr Doc 348-7 Filed 08/16/13 Entered 08/16/13 17:13:58 Page 74 of 248
[2.2.3.3] [POCs 2006 Offering Circular.pdf] [Page 74 of 248]

CONFIDENTIAL INFORMATION
mark.angelov@arentfox.com

In accordance with a City ordinance, one-half of any unappropriated General Fund surplus, up to the lesser of either 15% of the City's most recent General Fund budget or 15% of the average of the City's five most recent General Fund budgets, is transferred to the Budget Stabilization Fund in each fiscal year that a surplus is experienced, with the balance being available for other appropriations in the following fiscal year. The Budget Stabilization Fund had a balance of $8.5 million as of June 30, 2003, which was used to reduce the City's General Fund deficit in fiscal 2004, and the Budget Stabilization Fund has had a zero balance since that time. See "FINANCIAL OPERATIONS – Overview" and " – Recent Budget Results of the General Fund."

FINANCIAL OPERATIONS

Overview

This section contains a detailed description of various important financial matters. See especially "FINANCIAL OPERATIONS – Recent Budget Results of the General Fund" and "–Other Funds of the City."

Revenues and Expenditures of the General Fund

The following tables set forth a comparison of revenues, expenditures and other financing sources and uses of the General Fund by major classification.

(Balance of this page intentionally left blank)

CONFIDENTIAL INFORMATION
mark.angelov@arentfox.com
Detroit/15:08:2013 11:32

Table 6 - Revenues and Expenditures of the General Fund

	Fiscal Year Ended June 30,				
	2001	2002	2003	2004	2005
			(in millions)		
REVENUES:					
Taxes, assessments, interest and penalties:					
Property taxes	$ 152.8	$ 169.7	$ 166.3	$ 184.8	$ 179.0
Municipal income tax	341.0	323.5	310.9	290.6	282.5
Utility users tax	54.3	52.1	55.3	50.5	52.9
Wagering taxes	85.8	109.4	111.3	116.1	138.0
Other taxes	12.5	13.4	13.5	12.0	11.0
Assessments, interest and penalties on taxes	8.0	10.8	9.3	14.0	11.5
Total taxes, assessments, interest and penalties	654.4	678.9	666.6	668.0	674.9
Total licenses, permits and inspection charges	10.1	9.2	8.4	9.4	11.1
Shared taxes:					
State revenue sharing	333.3	333.8	319.1	286.5	282.9
Other shared taxes	0.5	0.5	0.5	0.5	0.6
Total shared taxes	333.8	334.3	319.6	287.0	283.5
Grants:					
State equity grant	3.6	3.6	2.1	1.0	1.1
Other grants	73.7	70.7	63.9	78.6	66.4
Total grants	77.3	74.3	66.0	79.6	67.5
Sales and charges for services	185.9	198.0	171.1	176.0	178.1
Other revenues	107.4	175.8	148.2	155.0	141.9
Total revenues	1,368.9	1,470.5	1,379.9	1,375.0	1,357.0
OTHER FINANCING SOURCES:					
Debt proceeds-General Obligation Limited Tax	-	50.3	56.0	209.9	248.4
Transfer from Community Development Block Grants	16.6	21.4	-	-	-
Transfer from Major & Local Street Funds	41.3	44.8	48.9	56.2	33.1
Transfer from Capital Projects Funds	-	0.8	-	-	-
Transfer from Trust and Agency Funds	0.3	-	-	-	-
Transfer from Component Units	32.2	-	-	-	-
Total Other Financing Sources	90.4	117.3	104.9	266.1	281.5
Special Item-Casino Development Revenue*	-	-	63.8	38.3	-
TOTAL REVENUES AND OTHER FINANCING SOURCES	$1,459.3	$1,587.8	$1,548.6	$1,679.4	$1,638.5

* Nonrecurring

13-53846-swr Doc 348-7 Filed 08/16/13 Entered 08/16/13 17:13:58 Page 76 of 248
[2.2.3.3] [POCs 2006 Offering Circular.pdf] [Page 76 of 248]

CONFIDENTIAL INFORMATION
mark.angelov@arentfox.com
Detroit/15:08:2013 11:32

	Fiscal Year Ended June 30,				
	2001	2002	2003	2004	2005
EXPENDITURES:			(in millions)		
Executive agencies:					
Public Works	$ 203.5	$ 226.9	$ 188.0	$ 168.1	$ 185.2
Fire	155.4	151.2	161.2	182.2	202.2
Health	89.0	97.9	102.2	88.9	87.9
Police	382.5	362.5	362.4	462.6	454.6
Public Lighting	70.8	64.4	61.9	61.4	69.1
Recreation	48.1	53.9	59.3	53.6	67.5
All other	231.8	254.4	237.2	274.5	193.6
Total executive agencies	1,181.1	1,211.2	1,172.2	1,291.3	1,260.1
Legislative agencies	14.3	16.3	16.0	18.1	21.3
Judicial agencies	44.8	47.0	47.7	45.4	45.5
Non-departmental(1)	82.6	167.0	227.8	222.8	165.6
Total expenditures	1,322.8	1,441.5	1,463.7	1,577.6	1,492.5
OTHER FINANCING USES:					
Transfer to Community Dev. Block Grant Fund	-	-	1.3	-	-
Transfer to Construction Code Fund	6.4	3.0	6.0	4.0	0.5
Transfer to Detroit Building Authority	0.5	0.5	0.4	0.3	1.0
Transfer to Human Services Fund	4.5	4.0	6.5	5.7	4.3
Transfer to Federal Employment & Training Funds	0.1	-	-	-	-
Transfer to Targeted Business Development Fund	-	-	-	-	2.5
Transfer to Debt Service Funds	46.0	40.3	44.2	51.3	38.8
Transfer to Capital Projects Funds	6.6	1.7	-	-	-
Transfer to Airport Fund (2)	1.9	3.6	2.5	2.8	2.6
Transfer to Housing Fund	-	2.1	1.3	-	-
Transfer to Transportation Fund (2)	74.2	79.3	75.5	74.3	77.4
Transfer to Municipal Parking Fund (2)	-	-	-	-	9.6
Transfer to Component Units	25.7	-	-	-	-
Payment to Refunded Debt Escrow (3)	-	49.4	-	41.4	96.8
Total Other Financing Uses	165.9	183.9	137.7	179.8	233.5
TOTAL EXPENDITURES AND OTHER FINANCING USES	$1,488.7	$1,625.4	$1,601.4	$1,757.4	$1,726.0

SOURCE: Derived by the Finance Department from audited financial statements. Totals may not add up exactly due to rounding.

(1) Non-departmental includes items such as payment of damage claims, self-insurance fund contributions and other expenses that are not allocated on a departmental basis.
(2) The City has made transfers to certain enterprise funds for operating purposes. See "FINANCIAL OPERATIONS – Other Funds of the City – Enterprise Funds."
(3) Reflects refunding of certain limited tax obligations. See "FINANCIAL OPERATIONS – General Fund Revenue Categories."

13-53846-swr Doc 348-7 Filed 08/16/13 Entered 08/16/13 17:13:58 Page 77 of 248
[2.2.3.3] [POCs 2006 Offering Circular.pdf] [Page 77 of 248]

CONFIDENTIAL INFORMATION
mark.angelov@arentfox.com
Detroit/15:08:2013 11:32

Fund Balance of the General Fund

An analysis of changes in Fund Balance of the General Fund for fiscal 2001 through 2005 is as follows:

Table 7 - General Fund Balance

	Fiscal Year Ended June 30,				
	2001	**2002**	**2003**	**2004**	**2005**
Fund balance at beginning of year previously reported before restatement	$ 217.1	$ 218.1	$ 206.2	$ 140.3	$ 69.2
Fund balance restatement [1]	32.9	19.7	-	-	-
Fund balance at beginning of year, as restated	250.0	237.8	206.2	140.3	69.2
Revenues and other financing sources	1,459.3	1,587.8	1,548.6	1,679.5	1,638.5
Expenditures and other financing uses	(1,488.7)	(1,625.4)	(1,601.4)	(1,757.4)	(1,726.0)
Increase (decrease) in reserve for other assets	(2.5)	6.0	(13.1)	6.9	(15.4)
Fund balance at end of year	$ 218.1	$ 206.2	$ 140.3	$ 69.2	$ (33.6)

SOURCE: Derived by the Finance Department from audited financial statements.

1 The General Fund has been restated to reflect the adoption of Governmental Accounting Standards Board ("GASB") Interpretation Number 6, "Recognition and Measurement of Certain Liabilities and Expenditures in Governmental Fund Financial Statements."

(Balance of this page intentionally left blank)

13-53846-swr Doc 348-7 Filed 08/16/13 Entered 08/16/13 17:13:58 Page 78 of 248
[2.2.3.3] [POCs 2006 Offering Circular.pdf] [Page 78 of 248]

CONFIDENTIAL INFORMATION
mark.angelov@arentfox.com
Detroit/15:08:2013 11:32

Components of Fund Balance

An analysis of the components of Fund Balance of the General Fund for fiscal 2001 through 2005 is as follows:

Table 8 - Components of General Fund Balance

	Fiscal Year Ended June 30,				
	2001	2002	2003	2004	2005
			(in millions)		
Reserved Fund balance:					
Reserved for Encumbrances	$ 98.0	$ 59.2	$ 96.8	$48.9	$35.3
Reserved for the Budget Stabilization Fund	34.1	7.7	8.5	-	-
Reserved for Risk Management Operations	44.8	51.8	50.5	35.9	29.2
Reserved for BC/BS Insured Program (1)	-	-	21.7	-	-
Reserved for Motor Vehicle Operations	-	-	-	39.3	23.4
Reserved for Inventory	36.7	42.8	29.7	36.5	21.2
Reserved for Short-Term Loans and Advances to Other Funds	6.0	2.2	2.2	3.6	12.7
Total Reserved Fund balance	219.6	163.7	209.4	164.2	121.8
Unreserved Fund balance:					
Designated:					
For Accrued Compensated Absences	-	17.5	-	-	-
For BC/BS Insured Program	24.8	23.4	-	-	-
Total Designated Fund Balance	24.8	40.9	-	-	-
Undesignated:					
Total Undesignated Fund Balance	(26.4)	1.6	(69.1)	(95.0)	(155.4)
Total Unreserved Fund Balance (Deficit)	(1.6)	42.5	(69.1)	(95.0)	(155.4)
Total Fund Balance	$218.1	$206.2	$140.3	$69.2	$(33.6)

SOURCE: Derived by the Finance Department from audited financial statements.

(1) The Blue Cross/Blue Shield Reserve component of the General Fund decreased from $21.7 million at June 30, 2003 to $-0- at June 30, 2004 as the result of a settlement agreement with the City's Retirement Systems, with $15.7 transferred to the Employee Benefit Fund (a fiduciary fund), and the remaining $6.0 million used to defray heath care costs during fiscal 2004.

General Fund Revenue Categories

The City's General Fund derives revenues from various sources. The following table shows the percentage that various sources of General Fund revenues have contributed to total General Fund revenues for fiscal 2001 through 2005.

(Balance of this page intentionally left blank)

13-53846-swr Doc 348-7 Filed 08/16/13 Entered 08/16/13 17:13:58 Page 79 of 248
[2.2.3.3] [POCs 2006 Offering Circular.pdf] [Page 79 of 248]

CONFIDENTIAL INFORMATION
mark.angelov@arentfox.com
Detroit/15:08:20 31:32

Table 9 - Major General Fund Revenue and Other Financing Sources

	Fiscal Year Ended June 30,				
	2001	2002	2003	2004	2005
	(Percentage of Total)				
Property taxes	11.2%	11.5%	12.1%	13.4%	13.2%
Municipal income tax	24.9	22.0	22.5	21.1	20.8
Utility users tax	4.0	3.5	4.0	3.7	3.9
Wagering taxes	6.3	7.4	8.1	8.4	10.2
State shared revenues	24.3	22.7	23.1	20.8	20.8
State equity grant	0.3	0.2	0.2	0.1	0.1
Sales and charges for services	13.6	13.5	12.4	12.8	13.1
Other revenue, grants and financing sources (1)	15.4	19.2	17.6	19.7	17.9
Total	100.0%	100.0%	100.0%	100.0%	100.0%

SOURCE: Derived by the Finance Department from audited financial statements.

(1) See "FINANCIAL OPERATIONS – General Fund Revenue Categories – Other Revenue, Grants and Other Financing Sources" for a discussion of the sources of revenue included in this category.

The following is a description of the major General Fund revenue sources of the City.

Property Taxes

The City reports revenue from real and personal property taxes when measurable and available. Available is defined as "due and receivable within the current period, and collected within the current period or expected to be collected within sixty days thereafter."

The City's Taxable Value (defined in "ASSESSED VALUATION AND PROPERTY TAXES – Property Valuation and Tax Rate" below) has increased an average of 4.0% during each of the last five fiscal years ending June 30, 2007. The City contracted with a nationally recognized collection agency to collect certain real property tax delinquencies existing prior to March 1, 2004. The contract expires in fiscal 2006 and will not be renewed. Beginning March 1, 2004, the County began collection of the City's delinquent real property taxes. Act 246, Public Acts of Michigan, 2003, effective December 29, 2003, allows for the Treasurer of a city with a first class school district to return (transfer) all uncollected delinquent taxes levied on real property after December 31, 2004 to the county Treasurer on the March 1st immediately following the year in which the taxes are levied. On March 1, 2004, the City transferred to the County Treasurer the uncollected 2003 real property taxes. In June 2004, the City began receiving annual payments from the County for the General Fund and the Debt Service Fund which represent 2003 and later real property taxes that had been turned over to the County as delinquent. Taxes which remain uncollected are ultimately charged to the City as an offset against future payments and are reserved in accordance with City management estimates. See "ASSESSED VALUATION AND PROPERTY TAXES – Tax Levies and Collections." Since 1994, the State Legislature has enacted various statutes pertaining to assessments and assessment procedures. These changes have restricted the rate of growth on Taxable Value of property throughout the State. See "ASSESSED VALUATION AND PROPERTY TAXES." During fiscal 2001, the State Tax Commission issued new valuation multipliers that may be used by local assessors to value personal property, including certain contested utility personal property assessments in the City. See "ASSESSED VALUATION AND PROPERTY TAXES – Personal Property Tax Assessments and Appeals."

Municipal Income Taxes

The City levies an annual income tax, pursuant to State enabling legislation. The maximum rate consists of a tax of 2.5% on income earned and received (investment income included) by residents of the City,

13-53846-swr Doc 348-7 Filed 08/16/13 Entered 08/16/13 17:13:58 Page 80 of 248
[2.2.3.3] [POCs 2006 Offering Circular.pdf] [Page 80 of 248]

CONFIDENTIAL INFORMATION
mark.angelov@arentfox.com
Detroit/15:08:2013 11:32

1.2% on corporate income earned in the City and 1.25% on income earned in the City by non-residents. The City has contracted with an outside collection firm to collect certain income tax delinquencies. The contract expires in fiscal 2006 and will not be renewed. See "ASSESSED VALUATION AND PROPERTY TAXES – Tax Levies and Collections."

Effective January 12, 1999, Act 500, Public Acts of Michigan, 1998 ("Act 500"), required a reduction in both resident and non-resident City income tax rates. The City's resident income tax rate of 3% was required to be reduced by 0.1% on each July 1, beginning July 1, 1999, until reaching 2%. The non-resident income tax rate was required to be reduced to maintain it at one-half of the resident income tax rate. Act 500 permits this statutory rate reduction schedule to be suspended under certain circumstances if at least three of the following four conditions exist: (1) funds have been withdrawn from the City's Budget Stabilization Fund for two or more consecutive fiscal years or the City's Budget Stabilization Fund balance falls to zero; (2) the City's inflation adjusted income tax revenue growth rate over the prior year is 0.95% or less; (3) the City's tax base growth rate is 80% or less of the State-wide tax base growth rate over a two-year period; or (4) the City's unemployment rate is 10% or higher. If three of these four conditions exist, the next scheduled rate reduction will be suspended until the following July 1, and the suspension may be extended if these conditions continue. Accordingly, the full implementation of the rate reduction may be delayed past July 1, 2008.

Act 500 also reduced the population threshold for levying local income taxes at rates in excess of 2% from 1,000,000 to 750,000. In addition, the then current Mayor proposed to City Council a phase-out of the corporate income tax over a similar 10-year period at the end of calendar 1999. The reduction of 0.2% became effective on January 1, 2000, with subsequent reductions on each January 1 following the scheduled July 1 reduction in the individual income tax rate, until the City's corporate income tax is eliminated by January 1, 2009, or such later date as may be applicable. Under City ordinance, the income tax rate reduction for corporations is also suspended whenever a suspension is granted by the State for resident and non-resident rates. Because of two successive one-year suspensions of the 0.1% resident income tax rate reduction granted to the City by the State pursuant to Act 500, the City corporate income tax rate for fiscal 2004 and 2005 remained the same at 1.2%. The scheduled reduction for fiscal 2005 was frozen and did not take effect. The City income tax rate for fiscal 2005 and 2006 is 2.5% for residents and 1.25% for non-residents. In December 2005, the City received a third suspension of its income tax rate reduction, effective for the period July 1, 2006 through June 30, 2007.

Utility Users Tax

The Utility Users Tax is a 5% excise tax on utility bills within the City, and may be levied only by cities with a population in excess of 750,000. The City recognizes Utility Users Tax revenues collected during the fiscal year and accrues cash received within 60 days of the fiscal year end, which is related to utility usage during the fiscal year. Act 197, Public Acts of Michigan, 2005, provides that all Utility Users Tax revenues shall be used to hire and retain police officers.

Wagering Taxes

There currently are three casino licensees operating casinos in the City. As permitted by Act 69, Public Acts of Michigan, 1997, in November 1997 the City's voters approved the imposition of a local tax of 9.9% on adjusted gross receipts from casino operations ("AGR") in the City. Also pursuant to Act 69, the City has imposed a municipal service fee of 1.25% of AGR, or $4 million per licensee, whichever is greater, to pay for the provision of municipal services. Act 306, Public Acts of Michigan, 2004, effective September 2, 2004, imposed an additional wagering tax of 6% of AGR, which is allocated one-third to the City and two-thirds to the State. Thus, the City currently collects a total of 11.9% on AGR as the wagering taxes in addition to such municipal service fee.

As a result of the taxes and fees described above, the City collected revenues from gaming facilities of $85.8 million in fiscal 2001, $109.4 million in fiscal 2002, $111.3 million in fiscal 2003, $116.1 in fiscal 2004 and $138.0 in fiscal 2005. Effective January 1, 2006, pursuant to an agreement with the three casinos in the

CONFIDENTIAL INFORMATION
mark.angelov@arentfox.com
Detroit/15.08.2013 11:32

City, an additional payment to the City of 1% of each casino's AGR was imposed on the casinos. Also pursuant to the same agreement and effective January 1, 2006, an additional payment to the City of 1% of AGR was imposed on casinos that achieve at least $400 million in annual AGR The City's Amended Fiscal Year 2006 Budget anticipated total revenues of $153 million from gaming facilities, which is expected to be realized.

Certain litigation which challenged the system by which the City had granted three casino licenses continued over several years, delaying both the finalization of the permanent casino development agreements and the construction of three permanent casinos and related hotel facilities in the City. The litigation was finally resolved in 2005, and two of the three casinos have now commenced such construction. See "CERTAIN ECONOMIC AND DEMOGRAPHIC INFORMATION – Major Projects and Developments."

Following a settlement with the State reached in 2002, the Sault Ste. Marie Tribe of Chippewa Indians sought U.S. Congressional approval of a casino, resort and convention center in Romulus, Michigan, approximately 20 miles from downtown Detroit (the "Romulus Casino"). Legislative efforts to secure federal approval of a casino license for the Tribe have been pursued, but no action has been taken in the Congress. The potential effect, if any, of competition from the Romulus Casino on the City's existing gaming facilities, and the resulting effect on the City's revenues from gaming facilities, are unknown.

In the November 2004 election, Michigan voters approved a constitutional amendment which requires approval of any form of gaming, other than Indian tribal gaming and gaming in up to three casinos in the City, by a majority of State voters as well as a majority of voters in the city or township where the gaming will take place.

State Revenue Sharing

The City receives State revenue sharing payments from the State under the State Constitution and the State Revenue Sharing Act of 1971, as amended (the "Revenue Sharing Act"). State revenue sharing payments are State-shared revenues that can be used by a local unit of government for any purpose it deems appropriate. As permitted by State law, the City has secured certain debt obligations with a pledge of its revenue sharing payments (sometimes called "Distributable Aid"). As of May 2, 2006, the City had approximately $36.76 million of such secured debt outstanding, the maximum aggregate annual debt service on which is approximately $13.6 million. The City also has certain contingent obligations and expects to issue additional debt obligations in the future, including short-term debt for cash flow purposes, which will be secured by Distributable Aid both on a parity or subordinate basis. See "FINANCIAL OPERATIONS – Other Funds of the City" and "INDEBTEDNESS OF THE CITY AND RELATED ENTITIES."

The City's receipts under the State revenue sharing program are based upon components as shown in the table below. Of the components, only the sales tax distribution is mandated by the State Constitution. The other components are authorized by legislative action and distribution is subject to annual State appropriation by the State Legislature, and may be reduced or delayed by Executive Order during any fiscal year in which the Governor, with the approval of the Legislature's appropriation committees, determines that actual revenues will be less than the revenue estimates on which appropriations were based. See "FINANCIAL OPERATIONS – Recent Budget Results of the General Fund."

The table below shows State revenue sharing distributions received by the City during fiscal 2001 through 2005.

13-53846-swr Doc 348-7 Filed 08/16/13 Entered 08/16/13 17:13:58 Page 82 of 248
[2.2.3.3] [POCs 2006 Offering Circular.pdf] [Page 82 of 248]

CONFIDENTIAL INFORMATION
mark.angelov@arentfox.com
Detroit/15:08.2013 11:32

Table 10 - State Revenue Sharing

	Fiscal Year Ended June 30,				
	2001	2002	2003	2004	2005
			(in millions)		
Revenue sharing					
Sales tax-constitutional	$ 61.2	$ 61.8	$ 62.9	$ 62.7	$ 63.7
Sales tax-statutory	270.7	270.2	255.0	223.8	219.2
Total State revenue sharing	$331.9	$332.0	$317.9	$286.5	$282.9

SOURCE: Derived by the Finance Department from audited financial statements.

The State's ability to make revenue sharing payments to the City in the amounts and at the times anticipated in the City's budgets could be affected by the State's financial condition and its ability to finance any temporary cash flow deficiencies. The distribution of sales tax revenues to the City may also be affected by changes in the City's population after 2007. It is also possible that future legislative changes could reduce revenue sharing distributed to the City.

State Equity Grant

The Detroit Main Library received substantially reduced funding in fiscal 2005, compared to prior years, from a State equity grant program which is phasing out. The Detroit Main Library received $0.8 million from such program in fiscal 2005, compared to grant amounts of $7.8 million, $8.3 million, $7.7 million and $6.6 million received in fiscal 2001, 2002, 2003 and 2004, respectively.

Sales and Charges for Services

Receipts for sales and charges for services include such items as maintenance and construction charges, electrical fees, recreation fees, property tax collection fees and personal service fees. Actual receipts decreased from $185.9 million in fiscal 2001 to $178.1 million in fiscal 2005.

Other Revenue, Grants and Other Financing Sources

Other revenue and other financing sources generally consist of fines, inspection fees, interest on investments, real estate rentals, sales of property and transfers.

General Fund expenditures include the federal share of the cost of services for personnel employed in various General Fund agencies. The Community Development Block Grants and a small amount under the Job Training Partnership Act fund the federal share.

The grants listed under "Other Grants" (which are usually for health-related activities or community development projects) are generally received on a drawdown basis. Increases or decreases in expenditures would not have a direct effect on fund balances, since revenues would likewise be increased or decreased. The annual budget contains the full amount of an expected grant even though total expenditures may not be realized.

The following table compares budgeted and actual revenues and expenditures for certain major General Fund categories for fiscal 2003 though 2005. Also included are the budget amounts for fiscal 2006 and 2007.

13-53846-swr Doc 348-7 Filed 08/16/13 Entered 08/16/13 17:13:58 Page 83 of 248
[2.2.3.3] [POCs 2006 Offering Circular.pdf] [Page 83 of 248]

CONFIDENTIAL INFORMATION
mark.angelov@arentfox.com
Detroit/15.08.2013 11:32

Table 11 - Comparison of Major Budget Classifications-General Fund

	Fiscal Year Ended or Ending June 30,							
	2003		2004		2005		2006	2007
Category	Budget	Actual	Budget	Actual	Budget	Actual	Budget (1)	Budget (2)
Revenues								
Property tax	$ 174.7	$ 166.3	$ 188.2	$ 184.8	$ 215.7	$179.0	188.2	$ 168.8
Municipal income tax	323.5	310.9	300.4	290.6	319.0	282.5	275.1	271.4
State revenue sharing	332.0	319.1	310.8	286.5	286.1	282.9	283.5	282.6
Utility Users Tax	54.7	55.3	54.6	50.5	55.0	52.9	49.7	56.0
Wagering taxes	105.0	111.3	110.0	116.1	117.6	138.0	153.0	178.2
State equity grant	2.5	2.1	0.2	0.2	1.2	1.1	0.8	0.0
Total	$ 992.4	$ 965.0	$ 964.2	$ 928.7	$ 994.6	$ 936.4	$950.3	$957.0
Total General Fund Revenues	$1,419.4	$1,379.9	$1,497.8	$1,375.1	$1,587.5	$1,357.0	$1,400.4	$1,435.1
% of Total General Fund	69.9%	69.9%	64.4%	67.5%	62.7%	69.0%	67.9%	66.7%
Expenditures								
Police	$349.5	$362.4	$ 418.0	$462.6	$475.2	454.6	$337.1	$394.8
Department of Public Works	203.3	188.0	171.6	168.1	183.4	185.2	125.4	112.8
Fire	147.2	161.2	182.7	182.2	207.4	202.2	162.9	170.8
Public Lighting	66.1	61.9	64.7	64.5	65.9	69.1	67.5	66.5
Recreation	73.1	59.3	51.6	53.6	50.0	67.5	32.7	18.5
Total	$ 839.2	$ 832.8	$ 888.6	$ 931.0	$ 981.9	$ 978.6	$ 725.6	$ 763.4
Total General Fund Revenues	$1,419.4	$1,463.6	$1,497.8	$1,577.6	$1,587.5	$1,492.5	$1,400.4	$1,435.1
% of Total General Fund	59.1%	56.9%	59.3%	59.0%	61.9%	65.6%	51.8%	53.2%

SOURCE: Budget Department and Finance Department.

(1) City's Budget as adopted. The City's Budget is revised from time to time to reflect carry-forward amounts, as well as amendments during the course of the year. Property Taxes budget was amended in fiscal 2005 to reflect the revenues from the County as current instead of delinquent property tax revenues.
(2) City's Fiscal Year 2007 Executive Budget.

CONFIDENTIAL INFORMATION
mark.angelov@arentfox.com
Detroit v. Sec 10 Litig

Recent Budget Results of the General Fund

The General Fund results for fiscal 2003, 2004 and 2005 and the General Fund Budget for fiscal 2006 are discussed below. The proposed Fiscal Year 2007 Executive Budget submitted by the Mayor for City Council consideration on April 12, 2006 also is discussed below.

Fiscal Year 2003

The Fiscal Year 2003 Budget of $1.4 billion represented a 5.9% decrease over the Fiscal Year 2002 budget. The Budget was based on conservative revenue estimates due to a downturn in the economy, continuation of the cap on State Revenue Sharing (the City's largest revenue source) and controlled spending assumptions. Detroit's State Revenue Sharing payment, including the Library's share, set by statute at $333.9 million, was cut with the passage of Act 679, Public Acts of Michigan, 2002, to $322.2 million and was further reduced by passage of Act 168 to $319.1 million.

Income tax was budgeted at $323.5 million, a less than 1% decrease from fiscal 2002 projections. This was due to an anticipated stabilization in the economy and the 0.1% decrease in the income tax rate. The actual income tax collected was $310.9 million.

Property tax was budgeted at $174.7 million, an increase of 11.02% over the fiscal 2002 estimates. This was based on a 4.4% increase on the *ad valorem* roll and assumed a 5.1% overall increase when industrial facilities and neighborhood enterprise zone rolls were included. The actual property tax receipts were $166.3 million.

The wagering taxes were budgeted at $105.0 million, which was 9.6% higher than the fiscal 2002 projections. Actual wagering taxes receipts for fiscal 2003 amounted to $111.3 million, a 1.6% increase over fiscal 2002 results. The City also received an additional payment from the casinos aggregating $63.8 million in fiscal 2003 related to the renegotiation of the location (no longer on the riverfront) and hotel size of the permanent casino facilities (each reduced to 400, instead of 800, rooms).

The Fiscal Year 2003 Budget did not include provisions for a wage adjustment with the City's bargaining units. In general, vacant positions were eliminated from the Budget, reflecting 549 fewer budgeted positions than for fiscal 2002. The Airport budget reflected a reduction of 17 positions due to the loss of an air carrier. The Police Department budget reflected a net reduction of 121 uniform positions, primarily due to loss in grant funding. The Library Department lost 61 positions due to reduction in State funding.

The Fiscal Year 2003 Budget again included contributions to some enterprise funds. The Airport subsidy was $2.4 million, a $360,000 increase over fiscal 2002, also due to the loss of a major carrier. The subsidy to the Detroit Department of Transportation ("DDOT") was $4.6 million less, at $69.4 million, than in fiscal 2002, due primarily to an increase in fares of 25 cents. The Detroit People Mover subsidy also decreased by $568,000, to $10.8 million.

The City's Housing Fund accounted for the public housing function administered through the Detroit Housing Commission ("DHC"). In June 2003, the Michigan Supreme Court unanimously affirmed the opinion of the Michigan Court of Appeals in ruling that the 1996 amendments to the Michigan Housing Facilities Act severed by operation of law the City's employment relationship with personnel assigned to and employed by the DHC, to be effective July 1, 2003. This confirmed DHC's status as a separate and autonomous entity without need for legislative action by the Detroit City Council.

Two post-year end events contributed $55 million of the $69 million deficit: a write-off of $18 million of accounts receivable owed by the DHC, which was then an enterprise fund of the City, and an additional $37 million contribution (representing a $35 million judgment plus $2 million in interest) to the Police and Fire Retirement System Funds as a result of a lawsuit. The City filed a deficit elimination plan with the State and took action in fiscal 2004 to eliminate the deficit.

CONFIDENTIAL INFORMATION
mark.angelov@arentfox.com
Bid-Ask Spread Costs 13-53846

Fiscal Year 2004

The Fiscal Year 2004 Budget of $1.5 billion represented a 5.5% increase over the Fiscal Year 2003 Budget. The Fiscal Year 2004 Budget was based on assumptions of continuing slow growth in the local economy, cuts in State Revenue Sharing and controlled spending. The City's total revenue sharing payments for fiscal 2004 were expected to amount to $290.3 million. This was a $43.6 million or 13.1% reduction from the prescribed amount pursuant to the 1998 Amendments. Actual payments received for fiscal 2004 were $286.5 million.

Income tax collections for fiscal 2004 were budgeted at $300.4 million, representing a 7.1% decrease from the prior year, reflecting once again the economic challenges in the City's and State's economies, as well as the 0.1% reduction in the income tax rate. In December 2003, the City requested and received approval from the State to suspend its income tax rate reduction for a one-year period concluding July 1, 2005. Actual income taxes received for fiscal 2004 were $290.6 million.

Property tax was budgeted at $188.2 million, a 7.7% increase over fiscal 2003. The City contracted with an outside collection firm to collect delinquent property taxes owed for years prior to fiscal 2003, income taxes and water/sewerage bills. Although actual collections were less than expected, property tax collections for fiscal 2004 amounted to $184.8 million, which included the payment of $37.4 million received from the County upon the transfer of fiscal 2003 delinquent real property taxes to the County for collection.

The wagering taxes were budgeted for a small increase of $5 million or 4.8% over the Fiscal Year 2003 Budget. Actual wagering taxes collections for fiscal 2004 were $116.1 million, a $4.8 million (4.3%) increase from actual collections in fiscal 2003. The City also received a nonrecurring additional payment from the casinos aggregating $38.3 million in fiscal 2004 related to the renegotiation of the location (no longer on the riverfront) and hotel size of the permanent casino facilities (each reduced to 400, instead of 800, rooms).

While budget expenditures were reduced in a number of major categories, there were some significant adjustments related to personnel costs. The Fiscal Year 2004 Budget included a proposed wage increase of 5% for uniformed employees, a 2% increase for civilian employees and special pay adjustments for certain employee categories. Employee benefits experienced a significant increase due to higher health insurance costs and pension contributions for both uniform and civilian employees. Offsetting these increases was the overall reduction of 138 General Fund budgeted positions.

The Fiscal Year 2004 Budget again included contributions to some enterprise funds. The Airport subsidy was $2.8 million, a $258,000 increase over fiscal 2003, reflecting increased personnel costs. The subsidy to the DDOT remained at $68.2 million. The Detroit People Mover subsidy decreased by $0.5 million to $10.3 million.

The Fiscal Year 2004 Budget contained a number of management initiatives. A Program Management Office was established to assist the City administration in managing large projects as well as restructuring City operations in order to improve efficiency and effectiveness of City services. The Grants Acquisition Office was established to help coordinate and improve the City's efforts in identifying, applying for and securing grants.

For fiscal 2004, the City administration withdrew $8.5 million from its Budget Stabilization Fund, reducing its balance to zero, sold $61 million in Fiscal Stabilization Bonds and reported a budget deficit of $95 million. This fiscal 2004 deficit amount was $26 million larger than the deficit reported in fiscal 2003. The deficit increase was a result of revenue shortfalls in income tax, utility users' tax and state revenue sharing collections, in addition to unexpected increases in pension and employee benefits, and unbudgeted expenses related to the 800-megahertz communication system. The City filed a deficit elimination plan with the State and took action in fiscal 2005 to eliminate the deficit.

CONFIDENTIAL INFORMATION
mark.angelov@arentfox.com
Duplicate 09/24/2013

Fiscal Year 2005

The Fiscal Year 2005 Budget of $1.6 billion reflected the continuing slow growth in the local economy, cuts in State revenue sharing and controlled spending assumptions. The City's total revenue sharing payments for fiscal 2005 were budgeted at $286.1 million, actual payments totaled $282.9 million. The Fiscal Year 2005 Budget included a $61.1 million financing to fund a payment to the Risk Management Fund and an $80.1 million benefit from the issuance of pension certificates of participation during fiscal 2005.

Income tax collections for fiscal 2005 were budgeted at $319 million, a 6.2% increase over the prior fiscal year. This increase was due to a one-year suspension of the 0.1% rate reduction permitted under Act 500, Public Acts of Michigan, 1998 ("Act 500"), if the City met three out of four conditions set forth in such Act for the year. However, income tax collections continued to decline and yielded $282.5 million for fiscal 2005.

Property tax revenues were budgeted at $215.7 million, an increase of 14.6% over fiscal 2004. This increase was due primarily to the transfer of delinquent real property taxes to the County. See "FINANCIAL OPERATIONS – General Fund Revenue Categories: Property Taxes." Fiscal 2005 Taxable Value increased by 6.3% on the *ad valorem* roll and decreased 5.9% on the industrial facilities and neighborhood enterprise zone tax rolls. Actual property tax receipts totaled $179.0 million. The Fiscal Year 2005 Budget included an additional $3.5 million from a personal property tax audit. The audit was the result of a two-year grant program funded by the State. The outcome of the program was an increase in personal property taxable valuations beginning with the 2005 tax year.

The wagering taxes were budgeted at $117.6 million, a $7.6 million increase over the prior fiscal year, but yielded approximately $138.0 million in fiscal 2005. This significantly increased wagering taxes revenue was primarily due to tax rate increases enacted in Act 306, Public Acts of Michigan, 2004, from which the City received a 2% increase in its wagering taxes rate, bringing the City's total wagering taxes rate to 11.9%.

Based on a comparative study by consultants hired by the City, which recommended increases in various user fees charged by the City, the Fiscal Year 2005 Budget included an increase of $4 million in user fees.

On the expenditure side, the Fiscal Year 2005 Budget reflected a reduction of 997 positions, including 377 layoffs, elimination of 263 vacant positions, and 357 DHC positions no longer reported in the City's budget. The Fiscal Year 2005 Budget included a pay raise of 2% for civilian employees and 5% for uniform employees. Pension and health care costs increased. Contractual services, operating supplies and capital equipment were reduced by a total of $14.2 million (9.6%) from the prior fiscal year. The Fiscal Year 2005 Budget included contributions to certain Enterprise Funds. The Airport subsidy was $2.5 million, a reduction of $200,000 from fiscal 2004. The Buildings and Safety Engineering Department subsidy of $1.9 million was eliminated. The DDOT subsidy was $71.2 million, an increase of $3.4 million.

The Fiscal Year 2005 Budget also included many new initiatives. The Department of Administrative Hearings was established to strengthen code enforcement efforts by assessing and collecting civil fines and costs for blight violations. This Budget implemented a reduction of 57% in City employee take-home vehicles through a new policy that provided vehicles to employees on an economic and business basis rather than as a fringe benefit. Professional facility managers conducted a review of City-wide leases with a view toward consolidation and renegotiation.

In response to the recognition of a projected deficit for fiscal 2005, additional mid-year layoffs of 686 employees were implemented in March 2005, as well as the elimination of 237 vacant positions. Additional cuts in salary expenses were instituted beginning with a 10% reduction in salary for mayoral appointees and non-union employees. The 10% salary reduction for non-union employees was put into effect beginning July 1, 2005. Vendors were asked to take a 10% reduction in contractual costs, with limited success. Other

CONFIDENTIAL INFORMATION
mark.angelov@arentfox.com

expenditure reductions were made, including overtime costs, the elimination of non-essential purchases and restrictions on travel. In addition, $71 million from the sale of bonds was applied to fund capital expenditures accrued in fiscal 2004 and 2005 on the 800-megahertz communication system. The City estimated for Fiscal Year 2006 Budget purposes that it would finish fiscal 2005 with a General Fund deficit of approximately $101.7 million. The actual fiscal 2005 deficit was $155.4 million, or $60.4 million higher than the deficit reported in fiscal 2004. This deficit was a result of revenue shortfalls principally in property tax, income tax, sales and charges for services and sale of real property offset somewhat by increase in wagering taxes. The City addressed these shortfalls by reducing expenditures by $91.4 million (net of grant receipts and expenditures). The City filed a deficit elimination plan with the State and took action in fiscal 2006 to eliminate the deficit.

Fiscal Year 2006

On May 24, 2005, City Council adopted a balanced budget for fiscal 2006 that built upon significant cuts in existing City departments, broad-based expenditure reductions and provisions for an anticipated carryover of undesignated General Fund deficit from fiscal 2005 estimated at $101.7 million, which was required to be funded by an appropriation in the Fiscal Year 2006 Budget. The actual carryover 2005 deficit was $155.4 million.

The Fiscal Year 2006 Budget of $1.4 billion represents a 11.79% decrease from the Fiscal Year 2005 Budget. The Fiscal Year 2006 Budget assumed continued slow growth in the local economy, lower estimated tax revenues and continued controlled spending assumptions. The City budgeted $283.5 million in revenue sharing payments, based on the State projected payments. The City currently estimates that revenue sharing payments will total $280.8 million.

Income tax collections for fiscal 2006 were budgeted at $275.1 million, an 11.5% decrease from the prior fiscal year. This decrease reflects actual fiscal 2005 income tax collections and the continued decline in the local economy and employment. The City was again granted by the State a one-year suspension of the 0.1% income tax rate reduction permitted under Act 500. The City estimates that income tax collections will total $273.5 million in fiscal 2006. The City will continue to petition the State to suspend additional income tax reductions in future years as allowed. Under City ordinance, the income tax rate reduction for corporations is also suspended whenever a suspension is granted for resident and non-resident rates. Also included in the fiscal 2006 income tax revenue estimate is a reduction of the personal exemption from $750 to $600 that was approved by City Council.

General Property taxes were budgeted at $188.2 million, a decrease of 12.7% from fiscal 2005 due to a reduction in estimated delinquent tax collections. Taxable valuation estimates have increased by 5.0% on the *ad valorem* tax roll, decreased by 11.5% on the industrial facilities roll and increased by 19.3% on the neighborhood enterprise zone tax roll. The Fiscal Year 2006 Budget includes delinquent tax collections from the County and from an outside collection firm. Actual property tax collections for fiscal 2006 are now estimated at $185.1 million.

The wagering taxes were budgeted at $153 million, a $35 million increase over the prior fiscal year's budgeted amount. The budgeted increase was due to a State increase in the wagering taxes rate of 2% as of September 1, 2004, and the City's receipt of 1% of all AGR plus an additional 1% of AGR of individual casinos reaching $400 million in annual AGR, commencing January 1, 2006, pursuant to agreements between the City and the three casinos in the City. See "FINANCIAL OPERATIONS - General Fund Revenue Categories – Wagering Taxes" above. Two of the three casinos are expected to reach $400 million of AGR by November or December 2006. The City estimates that the wagering taxes for fiscal 2006 will total $157.1 million.

The Fiscal Year 2006 Budget included plans for sweeping reductions of expenditures. A total of 2,992 budgeted positions, including 686 mid-fiscal 2005 layoffs, were eliminated in the Fiscal Year 2006

CONFIDENTIAL INFORMATION
mark.angelov@arentfox.com
Doc 3047 15.08.2013 11:32

Budget in addition to a proposed 10% reduction in salary costs for non-uniformed employees. The 10% salary reduction was to be achieved for the City's unionized civilian employees by requiring days off without pay. While the non-union reduction was achieved, the City was unable to reach agreements with its unions for that portion of the reduction. No wage increases were included in the Fiscal Year 2006 Budget for either civilian or uniformed employees.

A study of health care benefits was performed by a nationally recognized consulting firm, which identified cost savings in the areas of hospitalization, dental and vision benefits. The renegotiation of employee health care benefits was expected to generate significant cost savings of $47 million. The City's unions have not approved salary and health care reductions and an agreement has not yet been reached with all of them. In January, the City administration determined that because the proposals were not approved, further reductions to the City's work force were required to realize the necessary savings and it implemented an additional 414 layoffs to help meet this savings goal.

The Fiscal Year 2006 Budget continued reductions in take-home vehicles; a total of 62 general assigned vehicles were eliminated, as well as 100 police general assigned vehicles. All eliminated vehicles were sold at auction. In addition, no appropriations were recommended in the General Fund for vehicle fleet replacement.

Also included in the Fiscal Year 2006 Budget was business process redesign involving a new centralized mailroom to achieve savings in postage costs across the City, centralization of document production and the elimination of bulk refuse collection during slow winter months based on a best practices study. On January 31, 2006, the City eliminated all bulk pick up, resulting in an annual savings of $20 million.

The Fiscal Year 2006 Budget anticipated the reduction of the subsidy for the Detroit Zoological Institute. On March 1, 2006, the City Council approved an operating agreement transferring Detroit Zoological Institute operations to the Detroit Zoological Society, eliminating an estimated $5 million annual net cost to the City. The City also transferred operations of the Detroit Historical Museum to the Detroit Historical Society, eliminating another $1.6 million annual subsidy.

The Fiscal Year 2006 Budget included contributions to certain Enterprise Funds. The DDOT subsidy was $83.5 million, an increase of $4.1 million from the fiscal 2005 budgeted amount. Also included was a $2.6 million subsidy for the Detroit City Airport.

Five of the 10 Neighborhood City Halls under the Mayor's Office and other expenses of the Mayor's Office were eliminated in fiscal 2006 for a reduction of $2.4 million. An additional $2.1 million was reduced from the fiscal 2006 budgets for certain of the City's planning and development agencies.

Additional reductions in fiscal 2006 expenditures were adopted by City Council for the Police and Fire Departments. The City Council approved a $22.9 million (10%) reduction in wage costs for uniformed police and fire personnel. These wage reductions required approval of the police and fire unions and are further subject to arbitration under the State compulsory arbitration act. In addition to the foregoing, the City Council approved reduced funding of $53.7 million in the Police Department budget and $15.1 million in the Fire Department budget, which does not require approval by the police or fire unions.

In June 2005, the Mayor proposed amendments to the Fiscal Year 2006 Budget to restore $23.4 million in cuts to the Police and Fire Departments. This $23.4 million cut would have resulted in the layoff of 182 police officers and 73 firefighters. To maintain a balanced budget, the restoration of funding for the Police and Fire Department cuts were provided from a reduction to the payment to the Risk Management Fund of $12.5 million. In addition, the Utility Users Tax revenue was increased by $6.3 million. The State passed legislation in October 2005 that eliminated the staffing requirements for officers which would have required a reduction in the Utility Users Tax rate if required staffing levels were not maintained. The General

CONFIDENTIAL INFORMATION
mark.angelov@arentfox.com
Detroit/15-00-2013-11-26

Fund subsidy of $2.6 million to the Detroit City Airport was eliminated, as well as $2 million for 36th District Court operations at the same time.

On June 27, 2005, City Council approved the Mayor's proposed amendments. The amendment also restored funding of $540,000 for the Department of Homeland Security that was initially cut in the Adopted 2006 budget.

At the end of August 2005 the Mayor and the Chief of Police presented a plan to reorganize the Police Department. The plan recommended 150 layoffs. In addition, the Mayor and the Fire Commissioner presented a plan for the Fire Department that resulted in 75 layoffs. The Fire Department layoffs were delayed by the Firefighters' Union which obtained an injunction to prevent implementation. Ultimately, the City layed off 61 firefighters.

Both reorganization plans proposed by the Mayor called for fewer layoffs than the City Council had contemplated when it passed the Fiscal Year 2006 Budget, resulting in a funding shortfall for both the Police and Fire Departments, which the Mayor addressed along with other negative variances by a series of budget amendments and several initiatives that impacted a significant number of the General Fund departments, excluding the Police and Fire Departments. The most significant was the closing of nine Recreation facilities with about 150 accompanying layoffs. A second significant item reduced the General Fund subsidy to the DDOT by $8 million. This is the same amount that the City Council provided in additional funding to the DDOT during its budget deliberations.

The Fiscal Year 2006 Budget contained salary and health related concessions from employee unions which have failed to receive union approval. As a result, in July 2005 the City issued layoff notices to 209 employees, representing an annualized savings of $8.3 million. Because of this failure to reach agreement, the City will incur $17.5 million in unbudgeted costs by the end of fiscal 2006. In addition, the health care concessions are not expected to be approved by fiscal year-end, which will cost the City an additional $42 million. The adopted Fiscal Year 2006 Budget also contained an increase of $15 million for pension funding obligations, which will be eliminated by the fiscal 2006 year-end as a result of the transaction described in the next paragraph.

The governing boards of the City's two pension systems voted on February 8 and March 30, 2006 to extend the amortization periods for funding their respective unfunded actuarial accrued liabilities ("UAAL") to 30 years (instead of 20 and 12 years, respectively). As a result, the City will replace certain scheduled contractual payment obligations that it incurred to provide funding for UAAL of the pension systems with new contractual obligations payable over a longer period to match their extended amortization periods. The transaction will result in a fiscal 2006 benefit to the General Fund of approximately $20 million.

To further address the above fiscal challenges, the City administration implemented $23.5 million of budget initiatives including additional departmental cuts and other initiatives. The Municipal Parking Department, an enterprise fund of the City, sold its Greektown Parking Garage to the Greektown Casino owners. The net proceeds to the General Fund from this sale, after providing for the retirement of related bond obligations, were approximately $28 million. The City is currently exploring other opportunities to divest itself of non-core assets.

The City has experienced a reduction in risk management expenditures as a result of changes in risk management practices resulting in the ability to reduce transfers to the Risk Management Fund by $30 million.

As a result of the reduction in City staff, the City is in the process of selling excess inventory and expects to realize $10 million from such sales.

The City's grant-funded departments have identified $2 million in General Fund costs that are eligible for reimbursement from grant dollars. Utilizing a matching grant from the State and a consulting firm with

13-53846-swr Doc 348-7 Filed 08/16/13 Entered 08/16/13 17:13:58 Page 90 of 248
[2.2.3.3] [POCs 2006 Offering Circular.pdf] [Page 90 of 248]

CONFIDENTIAL INFORMATION
mark.angelov@arentfox.com

expertise in the personal property tax area, the City engaged in a two year study to identify unreported personal property in order to collect the related personal property taxes. Another major initiative is the City's decision to proceed through a "fact finding" process relating to employee pay. This process, which is provided for in State law, will allow the City to impose on its civilian unions the City's last best offer of a 10% pay cut. While the City strongly feels it will be successful, this process will take several months, as a result it is estimated that it cannot be implemented until after the end of fiscal 2006.

The City now estimates that it will complete fiscal 2006 with a deficit of $63.0 million which it has budgeted for elimination in fiscal 2007. This represents a reduction of over $90 million from the fiscal 2005 deficit of $155.4 million. The City continues to pursue expenditure controls, property sales, collection of delinquent taxes, revenue securitization and other initiatives in order to reduce this deficit further.

Fiscal 2007 Budget

On April 12, 2006, the Mayor submitted a balanced Fiscal Year 2007 Executive Budget for consideration by the City Council that included a provision for an estimated $63 million deficit carryover from fiscal 2006. The City administration believes that Fiscal Year 2007 Executive Budget is based upon management's conservative revenue and expenditure assumptions.

The proposed Fiscal Year 2007 Executive Budget of $1.4 billion is essentially unchanged in the total from the Fiscal Year 2006 Budget. The City's total revenue sharing payments are budgeted at $282.6 million, a decrease of $0.3 million versus fiscal 2005 revenue sharing receipts of $282.9 million.

Income tax collections for fiscal 2007 are budgeted at $271.4 million, a $3.6 million decrease from the amount budgeted budgeted for fiscal 2006 and a decrease of $2.1 million from estimated fiscal 2006 income tax receipts. Fiscal 2007 collections assume the continuing suspension by the State of a statutory 0.1% income tax rate reduction as permitted under Act 500.

General Property Tax receipts are budgeted at $168.5 million, a decrease of $19.5 million from the amount budgeted in fiscal 2006. This reflects taxable valuation growth offset by the implementation of the Mayor's initiative to change the way refuse collection and disposal is funded. Under this initiative, the City will cease collecting three mills of its property taxes which are dedicated to refuse collection and instead begin charging a fee for service of $300 annually per home with provisions for hardships and senior discounts. Billing is expected to occur on a quarterly basis and any delinquent accounts will be added to the property tax bill and become a lien on real property. The City estimates that $67.2 million will be generated by the fee, $40 million more than had been collected from the three mills.

The wagering taxes receipts are budgeted at $178.3 million versus a Fiscal Year 2006 Budget amount of $153.0 million reflecting a full year of collections of the additional 1% under the City's agreements with the three casinos in the City, as well as additional revenues based on an increase in casino gross receipts.

Significant savings are anticipated in the Fiscal Year 2007 Executive Budget from three initiatives. First, the administration expects to impose days off without pay on union employees in July pursuant to provisions in State law which allow it to impose its last best offer after fact finding and the lapse of a 60-day "cooling off" period, which will lapse in July 2006. This initiative is budgeted to save $11.0 million. Second, the City has budgeted $58 million in savings through changes in health care design, employee contribution increases and reduction in administrative fees and rates. These plan changes will be imposed pursuant to the provisions of State law. Third, approximately $20 million in savings are expected to result from the City's replacing certain scheduled contractual payment obligations that it incurred to provide funding for unfunded accrued actuarial liabilities of its pension systems with new contractual obligations payable over a longer period to match the recent extensions of the amortization periods for funding the systems' UAAL.

CONFIDENTIAL INFORMATION
mark.angelov@arentfox.com

Other budget items include an additional 77 layoffs to take place on July 1, 2006 and the expenditure of $20 million to replace vehicles throughout the fleet. The Detroit Historical Society will be granted an operational subsidy of $500,000 and the Detroit Zoological Society will receive $900,000 for insurance and security pursuant to its operating agreement with the City. The Charles H. Wright Museum of African American History will receive a $1.4 million subsidy increased from $1.0 million. Public Lighting will save a net $8 million in reduced fuel costs by implementing a VAR (Volt Amphere Reactive) program, which will reduce fuel utilization. The DDOT subsidy will be reduced by $7.1 million and revenues increase by $2.7 million through the imposition of a $0.75 fare for disabled riders. The Greater Detroit Resource Recovery Authority ("GDRRA") tipping fee of $85.5 million reflects a $5.2 million increase including $2.8 million toward reducing a prior year deficit. The budget includes no subsidy for the airport.

Another of the Mayor's initiatives is the establishment of the General Services Department through the transfer of 629 positions from various agencies including DPW, Recreation, Public Lighting, Health, Civic Center and Elections. The department consolidates fleet management, skilled trades, security, building and grounds maintenance, and inventory management. This consolidation is expected to save $4.5 million through such things as coordinated purchasing and inventory management.

The City believes that the annualized effect of cuts it has already implemented combined with initiatives proposed in the Fiscal Year 2007 Budget will bring its financial operations into structural balance.

On May 24, 2006 the City Council, by a 6-3 vote, approved a balanced Fiscal Year 2007 Budget with certain amendments to the Fiscal Year 2007 Executive Budget. The resulting Fiscal Year 2007 Budget, as amended, is currently in effect. The principal amendment restored quarterly bulk trash pick-up at an estimated $9 million cost to the City. This additional expenditure was offset by increasing the estimate of wagering taxes receipts by $4 million, reducing deposits to the Targeted Business Fund by $5 million and increasing user charges in the Police Department and the Department of Public Works by $1.5 million. The City Council also reduced the Mayor's proposed $0.75 bus fare for disabled riders to $0.50, and offset that change by adding a $0.50 bus fare for seniors. Together with other minor changes, the City Council's amendments increased the total Fiscal Year 2007 Executive Budget by less than 1%.

Other Funds of the City

Debt Service Funds

The City, by State law, must provide a separate fund for debt retirement moneys. Debt service on unlimited tax general obligation bonds is funded from *ad valorem* property taxes levied without limitation as to rate or amount specifically for that purpose. Debt service on limited tax general obligation bonds is funded from property taxes levied within constitutional, statutory and Charter limitations or other unrestricted moneys of the City. All City property taxes are collected by the Treasurer and deposited in the appropriate funds according to the proper distribution percentage.

Enterprise Funds

The City currently has five enterprise funds. The revenues of the enterprise funds are not available to pay principal of and interest on bonds other than those issued by or on behalf of a particular enterprise operation. Individual financial statements for the enterprise funds described below have not been included in this Official Statement. The fiscal 2005 CAFR of the City (which contains audited financial results for the enterprise funds) is available on the City's web site.

The Sewage Disposal and Water Supply Systems, which serve a significant portion of southeastern Michigan, have an aggregate of approximately $4.7 billion in outstanding revenue bonds (net revenue pledge). The General Fund bears no liability for funding any expenses not covered by self-generated revenues for these systems and has never made a subsidy payment to the Sewage Disposal or Water Supply Systems.

CONFIDENTIAL INFORMATION
mark.angelov@arentfox.com

The City's Parking System is intended to be, but during fiscal 2003 and 2004 was not, self-sufficient. The City is legally responsible for payment of operation and maintenance expenses of the system, and the General Fund is reimbursed for payment of such expenses from funds generated from the system, if available. System revenues were inadequate to make such reimbursement in full in fiscal 2003 and 2004; and as a result, the City was not in compliance with its continuing bond covenant to maintain parking system rates at a level sufficient to pay or reimburse the City for payment of Parking System operating, maintenance and repair expenses, but was complying with the related remedial bond covenant. The City is now in compliance with all of its bond covenants.

Other enterprise funds which have received General Fund support are DDOT and Detroit City Airport. The Transportation Fund accounts for the operation of the DDOT that operates the bus-oriented mass transit system, and receives a substantial portion of its operating revenues from regional allocation of federal and State moneys and from self-generated revenues. However, as a result of a continuing gap between operating revenues and rising expenses, the fund has received General Fund subsidies. The following table indicates the amount of General Fund subsidy since fiscal 2001.

Table 12 - Transportation Fund Subsidies

Fiscal Year ended June 30,	Subsidy (in millions)
2001	$74.2
2002	$79.4
2003	$75.5
2004	$74.3
2005	$77.4

SOURCE: Finance Department.

The City's Airport Fund accounts for the operations of Detroit City Airport. The Airport is capable of accommodating commercial jet carrier service although no commercial airline currently provides passenger service. The Airport has not been self-sufficient and has required General Fund subsidies ranging between $1 million and $2.5 million per year. The Mayor has proposed no operating subsidy for the Airport in his Fiscal 2007 Executive Budget.

Component Units of the City

In addition, the General Fund provides significant financial support to two discretely presented component units: the GDRRA and the Detroit Transportation Corporation ("DTC"). The GDRRA receives moneys from the General Fund through tipping fees paid for disposal of waste collected by the City. The City's obligation to pay such tipping fees is a full faith and credit, limited tax, general obligation of the City. It is also secured by Distributable Aid. See "FINANCIAL PROCEDURES - Other Funds of the City." The GDRRA is responsible for disposal of essentially all residential solid waste and a small fraction of commercial waste collected in the City.

Since 1991, the GDRRA waste incineration facility (the "Facility") has been operating in conformance with its operating permits. Previous to that time, however, the Facility experienced certain operational problems during the start up and testing phase. The Facility was originally scheduled to be complete and fully operational in 1989. Additional pollution control equipment was financed from proceeds of revenue bonds issued by the EDC, and the outstanding balance was refinanced in the first quarter of fiscal 2002. The retrofit was completed in 1996 and the Facility is operating well within all permit restrictions.

The GDRRA has approximately $145.5 million of bonds outstanding as of May 2, 2006, which were issued to refund bonds originally issued to finance construction of the Facility. The GDRRA is responsible for

CONFIDENTIAL INFORMATION
mark.angelov@arentfox.com
Detroit/45 08 2013 14:33

making payments to the EDC for debt service on $49.8 million of bonds outstanding as of May 2, 2006, which were issued to refund bonds originally issued to finance additional pollution control equipment.

The Facility essentially covers operating expenses through the sale of steam and electricity and from revenue sources other than the City. The City's tipping fee payments have been, and are expected to remain, approximately equal to the debt service requirements on the outstanding GDRRA bonds and the GDRRA-related EDC bonds. The operations and performance of the Facility are guaranteed in certain respects by the lessee of the Facility; however, the City assumes the risk of environmental law changes and of insufficient quantity of, and in certain circumstances the composition of, waste. Approximately half of the expenses of the GDRRA are currently being supported from revenue sources other than the City. The gross future tipping fees to be paid by the City are expected to be stable and, if the GDRRA's revenues remain stable, approximately equal to debt service on the GDRRA bonds.

While the City has no reason to believe that the Facility will not operate as designed in the future, additional restrictions could be imposed by regulatory agencies and those restrictions could adversely impact financial operations of the Facility. Under certain extraordinary circumstances (such as the Facility being permanently closed or destroyed beyond repair), the GDRRA (and therefore the City) could be subject to special annual payment obligations. While such an event is thought to be very remote, the amount of such annual payments that are secured by the City's State revenue sharing payments could be as high as approximately $10.2 million at an assumed annual interest rate of 18%. The Facility is currently operating as expected.

In 1986, the City, through the DTC, took over responsibility for the Downtown People Mover. Construction of the project was funded primarily through a combination of federal and State transportation moneys. At this time, the project is not self-supporting and approximately $6.2 million was budgeted for fiscal 2006 to support its operations.

Other Funds

The following table lists the other funds of the City and their revenues and expenditures for fiscal 2005. For audited basic financial information as of and for the fiscal year ended June 30, 2005, see APPENDIX B.

(Balance of this page intentionally left blank)

13-53846-swr Doc 348-7 Filed 08/16/13 Entered 08/16/13 17:13:58 Page 94 of 248
[2.2.3.3] [POCs 2006 Offering Circular.pdf] [Page 94 of 248]

CONFIDENTIAL INFORMATION
mark.angelov@arentfox.com
Detroit/15.08.2013 11:32

Table 13 - Revenues and Expenditures of Other Funds

Fiscal Year Ended June 30, 2005

Funds	Revenues/ Expenditures ($ in millions)	Purpose	Major Funding Sources ($ in millions)
Special Revenue Funds			
Community Development Block Grant	64.9 / 55.5	Economic Development	Federal Government - 59.8
Construction Code Fund	24.5 / 35.4	Building Permit and Inspections	User Fees – 23.9
Detroit Building Authority	2.2 / 2.0	Special Maintenance	Other Income – 2.2
Drug Law Enforcement	4.2 / 2.7	Narcotics Law Enforcement	Fines and Forfeitures - 3.7
Empowerment Zone	11.5 / 11.5	Economic Development	Federal Government – 11.5
Detroit Workforce Development Department	73.8 / 73.8	Work Force Development	Federal Government – 73.8
Targeted Business Development	- / -	Casino Agreements	Casinos - 30.0
Major and Local Streets	75.3 / 46.3	Infrastructure Improvements	Gas and Weight Tax – 63.5
Human Services	77.5 / 81.8	Social Welfare Programs	Federal Government – 74.3
Supportive housing and homeless initiatives	5.8 / 5.8	Help of the Homeless	Federal Government – 5.8
Capital projects (including Urban Renewal)	60.4 / 160.1	Capital Projects	Other Revenues – 26.1
Fiduciary Funds			
Pension Funds	2,346.3 / 848.1	Employee Retirement and Benefits	City Contributions – 1,743.6 Plan Member Contributions – 54.1

SOURCE: Derived by Finance Department from audited fiscal 2005 financial statements.

Risk Management

The City is self-insured with respect to property damage, liability risks and workers' compensation claims. The City assumes the risk for loss exposures, using generally accepted standards with regard to self-assumption of risk. Provisions are made for assumed losses by a combination of annual budgetary appropriations and liquid reserve funds. Insurance has been obtained for catastrophic loss exposures when insurance has been a feasible alternative. Contract liability losses and tort and negligence liability losses are covered by a combination of a Public Liability Reserve Fund and a Risk Management Fund. The City issued self-insurance bonds in fiscal 2003 and 2004 to make loss payments.

The following schedule indicates the amounts paid from appropriations for the fiscal years ended June 30, 2001 through 2005. The schedule reflects both General Fund and Transportation Fund payments. As discussed under "FINANCIAL OPERATIONS - Other Funds of the City – Enterprise Funds," the General Fund has typically made substantial transfers to the Transportation Fund, in part to cover liability claims payable from that fund.

13-53846-swr Doc 348-7 Filed 08/16/13 Entered 08/16/13 17:13:58 Page 95 of 248
[2.2.3.3] [POCs 2006 Offering Circular.pdf] [Page 95 of 248]

CONFIDENTIAL INFORMATION
mark.angelov@arentfox.com
Detroit/15:03:2013 11:3

Table 14 - Liability Claims Paid

	Fiscal Year Ended June 30,				
	2001	2002	2003	2004	2005
Damage and liability claims	$22,984,376	$26,079,282	$31,902,082	$31,471,943	$47,292,944
Vehicle claims	5,973,490	8,235,563	8,784,362	27,963,846	8,696,371
Worker compensation claims ...	21,363,664	17,876,181	14,695,446	16,042,338	12,657,646
Total.....	$50,321,530	$52,191,026	$55,381,890	$75,478,127	$68,646,961

SOURCE: Finance Department.

ASSESSED VALUATION AND PROPERTY TAXES

Property Valuation and Tax Rate

Article IX, Section 3, of the Michigan Constitution provides that the proportion of true cash value at which property shall be assessed shall not exceed 50% of true cash value. The Michigan Legislature, by statute, has provided that property shall be assessed at 50% of its true cash value. The Michigan Legislature or the electorate may at some future time reduce the percentage below 50% of true cash value.

On March 15, 1994, the electors of the State approved an amendment to the Michigan Constitution permitting the Legislature to authorize *ad valorem* taxes on a non-uniform basis. The legislation implementing this constitutional amendment added a new measure of property value known as "Taxable Value." Beginning in 1995, taxable property has two valuations–State Equalized Valuation ("SEV") and Taxable Value. Property taxes are levied on Taxable Value. Generally, Taxable Value of property is the lesser of (a) the Taxable Value of the property in the immediately preceding year, adjusted for losses, multiplied by the lesser of the net percentage change in the property's SEV, or the inflation rate, or 5%, plus additions, or (b) the property's current SEV. Therefore, the Taxable Value of property is likely to differ from the same property's SEV.

This constitutional amendment and the implementing legislation based the Taxable Value of existing property for the year 1995 on the SEV of that property in 1994. Beginning with the taxes levied in 1995, an increase, if any, in Taxable Value of existing property is limited to the lesser of the percentage net change in SEV from the preceding year to the current year, 5% or the inflation rate. When property is sold or transferred, Taxable Value is adjusted to the SEV, which under existing law is 50% of the current true cash value. The Taxable Value of new construction is equal to current SEV. Taxable Value and SEV of existing property are also adjusted annually for additions and losses.

Responsibility for assessing taxable property rests with the City Assessor. Any property owner may appeal the assessment to the City Assessor, the Board of Review and ultimately to the Michigan Tax Tribunal.

The Michigan Constitution also mandates a system of equalization for assessments. Although the City Assessor is responsible for actually assessing at 50% of true cash value, adjusted for Taxable Value purposes, the final SEV and Taxable Value are arrived at through several steps. The City Assessor establishes assessments initially. City assessments are then equalized to the 50% levels as determined by the County's department of equalization. Thereafter, the State equalizes the various counties in relation to each other. SEV is important, aside from its use in determining Taxable Value of real estate for the purpose of levying *ad valorem* property taxes, because of its indirect measure of total true cash value contained in the City, its role in the spreading of taxes between overlapping jurisdictions, the distribution of various State aid programs, State revenue sharing and in the calculation of debt limits. Property that is exempt from property taxes, *e.g.*, churches, government property and public schools, is not included in the SEV and Taxable Value. Property granted tax abatements under Act 198, Public Acts of Michigan, 1974, as amended ("Act 198"), is recorded on separate tax rolls while subject to tax abatement. The valuation of tax-abated property is based upon SEV but is not included in either the SEV or Taxable Value data in the Official Statement except as noted. The assessments of, and the tax levies on abated properties are not reflected in Table 17, "Tax Rates and Levies," below.

CONFIDENTIAL INFORMATION
mark.angelov@arentfox.com
Detroit 313.962.3040

Industrial Facilities Tax

Act 198 provides significant property tax incentives to industry to renovate and expand aging industrial facilities and to build new industrial facilities in Michigan. Under the provisions of Act 198, qualifying cities, villages and townships may establish districts in which industrial firms are offered certain property tax incentives to encourage restoration or replacement of obsolete industrial facilities and to attract new industrial facilities.

Property owners situated in such districts pay an Industrial Facilities Tax ("IFT") in lieu of *ad valorem* property taxes on plant and equipment for a period of up to 12 years. For rehabilitated plant and equipment, the IFT is determined by calculating the product of the state equalized valuation of the replacement facility in the year before the effective date of the abatement certificate multiplied by the total mills levied by all taxing units in the current year. New plants and equipment that received an abatement certificate prior to January 1, 1994 are taxed at one-half the total mills levied by all taxing units, other than mills levied for local school district operating purposes or under the State Education Tax Act, plus one-half of the number of mills levied for local school district operating purposes in 1993. For new facility tax abatements granted after 1993, new plants and equipment are taxed at one-half of the total mills levied as *ad valorem* property taxes by all taxing units except mills levied under the State Education Tax Act, plus the number of mills levied under the State Education Tax Act. For new facility tax abatements granted after 1993, the State Treasurer may permit abatement of all, none or one-half of the mills levied under the State Education Tax Act. *Ad valorem* property taxes on land are not reduced in any way since land is specifically excluded under Act 198.

Payment and Lien

Property taxes are due on July 1 of the fiscal year and are payable in full without penalty either on or before August 31 or, at the taxpayer's option, one-half may be paid on or before August 15, with the other half paid on or before January 15. For taxes levied prior to December 31, 2002, the City collected its own delinquent property taxes. Pursuant to Act 246, Public Acts of Michigan, 2003, the City began returning uncollected delinquent property taxes levied after December 31, 2002 to the County for collection on each March 1. The City receives full funding for such taxes from the County's delinquent tax revolving fund. If such delinquent real property taxes remain uncollected after three years from the date on which such taxes become delinquent, the County may charge the respective amount of such taxes back to the City. Thus, delinquent real property taxes for tax year 2003 will be collected in accordance with Act 123, Public Acts of Michigan, 1999, which may result in foreclosure if not paid by March 31, 2006. Tangible personal property may also be seized and sold to satisfy a personal property tax lien.

As shown in Table 17, "Tax Levies and Collections" below, the rate of current collections to the adjusted levy has increased from 87.60% in fiscal 2001 to 95.01% in fiscal 2005 primarily as a result of the change in tax collections described above. The City has taken steps designed to improve collections, including a more aggressive foreclosure policy and the implementation of a program that offers negotiated payment plans to delinquent taxpayers. Additionally, the City may attach personal property of real property owners to satisfy real property delinquencies of such owners.

Personal Property Tax Assessments and Appeals

Since the 1960s, Michigan personal property tax assessments have been based, among other things, on the use of one or more depreciation schedules formulated by the State Tax Commission. The schedule used against the taxpayer-reported cost depends upon the assessor's view of the appropriate depreciation table to adopt for valuation of the affected personal property. The State Tax Tribunal revised its depreciation scheules beginning with the 2000 tax year. The revisions had the effect of reducing personal property tax revenues in some jurisdictions. The revisions were effective beginning with City's fiscal year ended June 30, 2001.

CONFIDENTIAL INFORMATION
mark.angelov@arentfox.com
Detroit 15:08:2013 11:32

Valuations

The following table shows SEV and Taxable Valuations for the most recent five fiscal years. Because the State has applied an equalization factor of 1.0x for each of these years, SEV is equal to the valuations as determined by City assessing officials.

Table 15 – State Equalized Valuations and Taxable Valuations

	State Equalized Valuation				Taxable Valuation(1)	
Fiscal Year	Real Property	Personal Property	Total	% Annual Change	Total Valuation	% Annual Change
2003	$10,298,344,200	$1,749,983,210	$12,048,327,410	9.8%	$7,976,048,523	4.4%
2004	$10,668,533,845	$1,391,662,381	$12,060,196,226	0.1%	$7,844,209,593	-1.7%
2005	$11,267,123,205	$1,563,037,762	$12,830,160,967	6.4%	$8,435,770,261	7.5%
2006	$11,757,967,595	$1,654,260,635	$13,412,228,230	4.5%	$8,872,251,228	5.2%
2007	$11,799,821,408	$1,637,281,517	$13,437,102,925	0.2%	$9,280,134,952	4.6%

SOURCE: Finance Department, Assessments Division.

(1) Limited by State law. See "ASSESSED VALUATION AND PROPERTY TAXES - Property Valuation and Tax Rate."

Valuation by Type of Property

Table 16 – Components of State Equalized Valuation

	Fiscal Year Ended or Ending June 30,				
	2002	2003	2004	2005	2006
By Use (Real Property only)					
Residential	65.6%	65.8%	65.6%	64.5%	72.7%
Commercial	24.3%	24.1%	21.9%	22.0%	19.4%
Industrial	10.1%	10.1%	12.5%	13.5%	7.9%
Total	100.0%	100.0%	100.0%	100.0%	100.0%
By Class (Total State Equalized Valuation)					
Real property	85.0%	85.5%	88.5%	87.9%	87.8%
Personal property	15.0%	14.5%	11.5%	12.1%	12.2%
Total	100.0%	100.0%	100.0%	100.0%	100.0%

SOURCE: Finance Department, Assessments Division.

Tax Rates and Levies

The following table shows the tax rates and levies in the City for City, School and County purposes for the last five fiscal years.

CONFIDENTIAL INFORMATION
mark.angelov@arentfox.com
Detroit/15:08:2013 11:32

Table 17 – Tax Rates and Levies

TAXING ENTITY: CITY OF DETROIT	Fiscal 2007		Fiscal 2006		Fiscal 2005		Fiscal 2004		Fiscal 2003	
	Millage	Levy	Millage	Levy	Millage	Levy	Millage	Levy	Millage	Levy
General Fund	19.952	$ 181,184,272	19.952	$ 174,576,611	19.962	$ 166,399,036	19.962	$ 156,586,112	19.962	$ 159,217,881
Debt Service	8.3951	76,235,970	7.0753	61,907,673	7.4796	62,348,373	7.9245	62,161,439	7.9217	63,183,864
Garbage Levy	-	-	2.9928	26,186,492	2.9943	24,959,855	2.9943	23,487,917	2.9943	23,882,682
Library	4.6307	42,051,424	4.6307	40,517,839	3.6331	30,284,758	3.6331	28,498,798	3.6331	28,977,782
Total City	32.9778	$ 299,471,666	34.6508	$ 303,188,615	34.069	$ 283,992,022	34.5139	$ 270,734,265	34.5111	$ 275,262,208
SCHOOLS										
Debt Service	NA	NA	13.000	$ 113,747,792	13.000	$ 108,365,267	13.000	$ 101,974,725	12.990	$ 103,608,870
Judgement	NA	NA	0.070	583,505	0.000	-	0.800	6,275,368	0.200	1,595,210
Non-Homestead Tax	NA	NA	17.554	146,323,120	18.000	150,044,216	18.000	141,195,773	18.000	143,568,873
Total Schools	NA	NA	30.624	267,951,299	31.000	$ 258,409,484	31.800	$ 249,445,865	31.19	$ 248,772,953
STATE EDUCATION TAX	6.000	54,486,048	6.000	52,498,981	6.000	50,014,739	6.000	47,065,258	6.000	47,856,291
WAYNE COUNTY										
General Fund	NA	NA	4.7552	$ 41,607,192	6.6380	$ 55,332,973	6.6380	$ 52,069,863	6.6380	52,945,010
Regional Educational Service	NA	NA		0		0				
Operational Agency	NA	NA	3.4643	30,312,037	3.4643	28,877,677	3.4643	27,174,695	3.4643	27,631,425
Community College	NA	NA	2.4769	21,672,454	2.4844	20,709,436	2.4862	19,502,274	2.4862	19,830,052
Wayne County Parks	NA	NA	0.2459	2,151,583	0.2459	2,049,771	0.2459	1,928,891	0.2459	1,961,310
Huron-Clinton Metro Authority	NA	NA	0.2146	1,877,714	0.2154	1,795,529	0.2161	1,695,134	0.2170	1,730,803
Public Safety	NA	NA	0.9381	8,208,216	0.9381	7,819,804	0.9381	7,358,653	0.9381	7,482,331
Total Wayne County	NA	NA	12.0950	$ 105,829,196	13.9861	$ 116,585,190	13.9886	$ 109,729,510	13.9895	111,580,931
Total Levy		NA		$ 729,468,091		$ 709,001,434		$ 676,974,898		$ 683,472,384
Total Homestead Rate		NA		55.6036		67.0551		68.303		67.691
Total non-Homestead Rate		NA		73.1572		85.0551		86.303		85.691

SOURCE: Finance Department, Assessments Division and Wayne County Treasurer's Office.

CONFIDENTIAL INFORMATION
mark.angelov@arentfox.com
Detroit Fee 2013 11.32

Tax Levies and Collections

The following table shows tax collections of current taxes during each fiscal year and collections of current and delinquent taxes, penalties and interest for City operating, refuse collection and disposal, debt service and library purposes for each of the past five fiscal years.

Table 18 – Tax Levies and Collections–Fiscal Years 2001 to 2005

Fiscal Year Ended June 30,	Adjusted Tax Levy(1)	Collections of Current Levy During Year		Total Collections Through Fiscal Year Ended June 30, 2005	
		Amount	Ratio to Adj. Levy	Amount	Ratio to Adj. Levy
		(all dollars in thousands)			
2001	$249,917	$218,915	87.60%	$237,892	95.19%
2002	$238,517	$212,435	89.06%	$225,277	94.45%
2003	$241,183	$207,628	86.09%	$218,474	90.58%
2004	$241,824	$231,696	95.81%	$231,696	95.81%
2005	$250,556	$238,059	95.01%	$238,059	95.01%

SOURCE: Finance Department, Treasury Division.

(1) The levy is adjusted from the original levy for cancellations and assessment adjustments.

In an effort to increase its realization of tax revenues, the City entered into a three-year contract with an outside collection firm to collect its delinquent property taxes, and income taxes. The contract expires in fiscal 2006 and will not be renewed. The same firm also collects City water and sewer receivables. The collection of City real property taxes was transferred to the County in fiscal 2003 for collection of fiscal 2003 and future taxes. See "FINANCIAL OPERATIONS – General Fund Revenue Categories: Property Taxes."

(Balance of this page intentionally left blank)

13-53846-swr Doc 348-7 Filed 08/16/13 Entered 08/16/13 17:13:58 Page 100 of 248
[2.2.3.3] [POCs 2006 Offering Circular.pdf] [Page 100 of 248]

CONFIDENTIAL INFORMATION
mark.angelov@arentfox.com
Detroit/15:08:2013 11:32

Largest Taxpayers

Listed below are the ten largest property taxpayers in the City and their Taxable Valuations.

Table 19 – Ten Largest Taxpayers
Fiscal Year Ended June 30, 2005

	Taxable Valuation		
	Real Estate	Personal Property	Total
DaimlerChrysler AG (1)	$ 128,767,660	$ 610,099,600	$ 738,867,260
DTE Energy	51,269,238	308,229,060	359,498,298
General Motors Corporation (1)	49,134,783	129,078,070	178,212,853
Michigan Consolidated Gas	1,655,473	145,681,702	147,337,175
Riverfront Holdings Inc.	123,150,856	-	123,150,856
American Axle & Manufacturing	16,901,259	75,052,600	91,953,859
One Detroit Center	53,207,221	108,030	53,315,251
Cingular Wireless	-	47,738,424	47,738,424
Kewadin Greektown Casino	28,426,871	11,949,480	40,376,351
Detroit Entertainment LLC	16,854,374	20,290,190	37,144,564
Total	$ 469,367,735	$ 1,348,227,156	$ 1,817,594,891
Total City Taxable Valuation	$6,828,590,407	$ 1,507,199,386	$ 8,335,789,793
Ten Largest Taxpayers as a % of Total City Taxable Valuation	6.87%	89.45%	21.80%

SOURCE: Derived by the Finance Department from audited financial statements.

(1) Includes Rehabilitation Districts.

Tax-Exempt Property

A significant amount of real property (such as government facilities, schools, churches and hospitals) located within the City is exempt from taxation. In addition to tax-exempt real property, much personal property is also exempt, including household property, licensed motor vehicles, manufacturing tools held for use, mechanic's tools, pollution control facilities, property stored while in transit and business inventory, as well as the property of publicly owned and tax-exempt private institutions. The only major items of personal property subject to property taxation in the City are commercial and industrial furniture, fixtures and equipment.

INDEBTEDNESS OF THE CITY AND RELATED ENTITIES

Legal Debt Margin

Article VII, Section 21 of the State Constitution establishes the authority, subject to constitutional and statutory prohibitions, for municipalities to incur debt for public purposes. In accordance with the authority granted to the State Legislature, Act 279, Public Acts of Michigan, 1909, as amended ("Act 279" or the "Home Rule City Act") was enacted. Pursuant to the power conferred by Act 279, the electorate of the City adopted the Charter. The Charter provides that the City may borrow money for any purpose within the scope of its power, may issue bonds or other evidence of indebtedness therefor, and may, when permitted by law, pledge the full faith, credit and resources of the City for the payment of those obligations. Act 279 limits the debt a city may have outstanding at any time by providing that the net indebtedness incurred for all public purposes may

CONFIDENTIAL INFORMATION
mark.angelov@arentfox.com
Dkt. 348-7 Pg. 102 of 232

not exceed the greater of 10% of the assessed value of all the real and personal property in the City or 15% of the assessed value of all the real and personal property in the City if that portion of the total amount of indebtedness incurred which exceeds 10% is or has been used solely for the construction or renovation of hospital facilities. The definition of assessed value for the debt limit computation under Act 279 includes certain assessed value equivalents not otherwise included in assessed valuation.

Pursuant to Act 279, significant exclusions to the debt limitations have been permitted for the following purposes: special assessment bonds and motor vehicle highway fund bonds, even though they are a general obligation of the City; revenue bonds payable from revenues only, whether or not secured by a mortgage; bonds, contract obligations or assessments incurred to comply with an order of the Water Resources Commission of the State or a court of competent jurisdiction; obligations incurred for water supply, sewage, drainage, refuse disposal or resource recovery projects necessary to protect the public health by abating pollution; bonds issued to acquire housing for which certain rent subsidies will be received by the City or an agency thereof; bonds issued to refund money advanced or paid for certain special assessments; and self-insurance bonds.

The maximum amount of general obligation debt (both unlimited tax and limited tax) the City may have outstanding at any time is limited by State law. The limit is set at 10% of the City's SEV (adjusted for certain assessed value equivalents) or 15% if that portion which exceeds 10% is used solely for construction or renovations of hospital facilities. However, certain general obligation debt (including the GDRRA and Self-Insurance Bonds debt) is excluded from this limit. The limit and the outstanding general obligation debt subject to the limit are shown in the following table:

Table 20 – Legal Debt Margin Subject to State Limitation
As of May 2, 2006

SEV Fiscal Year 2006-07	$13,437,102,925	
Add: Allowance under Act 228, Mich. Public Acts, 1975	718,498,590	
Allowance under Act 198, Mich. Public Acts, 1974	291,589,256	
Allowance under Act 147, Mich. Public Acts, 1992	42,671,942	
Allowance under Act 146, Mich. Public Acts, 2000	27,430,736	
	14,517,293,449	
General Purpose Limit (10% x $14,517,293,449)		$1,451,729,345
Less Outstanding Debt:		
General Obligation Bonds	$564,480,000	
Distributable State Aid Bonds	36,775,000	
Limited Tax Bonds	205,445,000	
Detroit Building Authority (District Court Madison Center Bonds)	8,322,163	815,002,163
General Debt Margin		636,727,182
Additional Hospital Limit (5% x $14,152,525,671)		707,626,284
Total Legal Debt Margin (General and Hospital)		$1,344,353,466

SOURCE: Finance Department.

Capital Financing Policies

Unlimited Tax Bonds

In accordance with the State Constitution, unlimited tax general obligation bonds must be voter-approved before issuance. General Fund departments have traditionally relied on unlimited tax general obligation bonds of the City for capital programs. In accordance with State law, the City is obligated to levy and collect taxes without regard to any constitutional, statutory or Charter tax rate

13-53846-swr Doc 348-7 Filed 08/16/13 Entered 08/16/13 17:13:58 Page 102 of 248
[2.2.3.3] [POCs 2006 Offering Circular.pdf] [Page 102 of 248]

CONFIDENTIAL INFORMATION
mark.angelov@arentfox.com
Distribution Date 10/11/12

limitations for payment of such obligations. The City has followed a policy of scheduling bond referenda to coincide with regularly scheduled elections. The City has issued and expects to continue to issue unlimited tax general obligation bonds annually as described in "INDEBTEDNESS OF THE CITY AND RELATED ENTITIES–Prospective Indebtedness" below. The following table shows the City's authorized but unissued unlimited tax general obligation debt for capital programs as of May 2, 2006.

Table 21 – Authorized but Unissued Debt
As of May 2, 2006

General Obligation (Unlimited Tax) Bonds	Date of Voter Approval	Remaining Authorization
Sewer Construction (1)	08/02/1960	$24,000,000
Public Safety	11/02/2004	99,025,000
Municipal Facilities	11/07/2000	3,120,000
Neighborhood/Economic Development	11/07/2000	3,105,000
Neighborhood/Economic Development	11/02/2004	19,000,000
Public Lighting	11/07/2000	5,135,000
Public Lighting	11/02/2004	22,000,000
Recreation, Zoo, and Cultural	11/07/2000	12,395,000
Recreation, Zoo, and Cultural	11/02/2004	22,000,000
Detroit Institute of Arts	11/07/2000	150,000
Detroit Historical Museum	11/06/2001	17,200,000
MAAH	04/29/2003	500,000
Transportation	11/02/2004	22,000,000
		$249,630,000

SOURCE: Finance Department.

(1) Not expected to be issued.

Limited Tax Bonds

The City may issue limited tax general obligation bonds or other obligations without the vote of the electors. However, taxes may not be levied in excess of constitutional, statutory or Charter limitations for the payment thereof. Such bonds are payable from general non-restricted moneys of the City. Certain of such limited tax obligations are secured with a first lien on specific revenues such as Distributable Aid. The City has utilized limited tax obligations to finance vehicle purchases, general capital improvements, deficit elimination and the City's Risk Management Fund. See "INDEBTEDNESS OF THE CITY AND RELATED ENTITIES – Tax Supported and Revenue Debt" below.

Revenue Bonds

There are generally no voter approval requirements for the issuance of revenue bonds. The City issues revenue bonds to finance and refinance various capital projects for water supply, sewage disposal and convention facilities and, through the City of Detroit Building Authority, parking facilities. Additional revenue bonds may be issued for these systems provided certain specific additional bonds tests are met under applicable bond documents.

CONFIDENTIAL INFORMATION
mark.angelov@arentfox.com
Detroit 50x 2011 32

Other Capital Financing Sources

The City also receives State and federal funds which finance certain construction and capital projects. These include State Gas and Motor Vehicle Registration for street improvements, federal Community Development Block Grant revenues largely for continuing urban renewal projects and funds through the State and federal government for transportation purposes. In addition, the City periodically receives capital grants as a result of certain tax supported and revenue debt.

The following table sets forth the outstanding direct tax-supported and revenue indebtedness of the City.

Table 22 – Statement of Direct Tax-Supported and Revenue Indebtedness

May 2, 2006

Tax Supported Debt:		
Unlimited Tax		
General Obligation Bonds (general purpose)	$ 564,480,000	
Distributable State Aid General Obligation Bonds	36,755,000	$ 601,235,000
Limited Tax		
Self-Insurance Bonds	146,595,000	
General Obligation Bonds (limited tax)	205,445,000	
Greater Detroit Resource Recovery Authority Bonds	145,485,000	
Detroit Building Authority Bonds (Madison Center)	8,322,163	
Economic Development Corporation (Resource Recovery)	49,805,000	555,652,163
Total tax supported debt		$1,156,887,163
Revenue and Other Debt:		
Water Supply System Bonds	$ 1,967,020,000	
Sewage Disposal System Bonds	2,698,719,306	
Detroit Building Authority Bonds (Parking & Arena System)	54,230,000	
Federal Section 108 Loans (1)	26,515,000	
Convention Facility Revenue Bonds (Cobo Hall Expansion)	114,183,138	
DDA Tax Increment Bonds	155,293,198	
LDFA Tax Increment Bonds (Chrysler Project)	82,840,000	
Total revenue and other projects		5,098,800,642
Gross Direct Debt		6,255,687,805
Deductions		
Revenue and Other Debt	5,098,800,642	
Greater Detroit Resource Recovery Authority Bonds–Reserve Account Balance (1)	26,251,172	
Total Deductions		5,125,051,814
Net Direct Debt		$1,130,635,991

SOURCE: Finance Department.

(1) As of April 3, 2006.

Overlapping Debt

Property in the City is taxed for a proportionate share of outstanding general obligation debt of overlapping governmental entities including the School District of the City of Detroit, Wayne County, Regional Educational Service Agency, Wayne County Community College and the Detroit-Wayne Joint Building Authority. The table below shows the City's share of outstanding tax-supported overlapping debt as of May 31, 2006. See "GOVERNMENTAL STRUCTURE – Other Governmental Entities."

CONFIDENTIAL INFORMATION
mark.angelov@arentfox.com
Detroit/15:08:2013 11:22

Table 23 – City's Share of Overlapping Debt
As of May 31, 2006

Issuer	Outstanding Debt	Detroit's Share Percentage	Detroit's Share Amount
School District of the City of Detroit	$1,409,709,975	100.00%	$1,409,709,975
Wayne County (1)	105,142,320	18.37	19,314,644
Wayne County Community College	59,165,000	29.06	17,193,349
Net Overlapping Debt			$1,466,217,968

SOURCE: Municipal Advisory Council of Michigan.

(1) This debt is a general obligation of the County but is payable from assessments against municipalities in the County, other than the City, as well as from the County General Fund.

Summary of Debt Statement

The following table shows the City's net direct as of May 2, 2006 and overlapping debt as of May 31, 2006.

Table 24 – Direct and Overlapping Debt

Direct debt:		
Gross principal amount	$6,255,687,805	
Less amount payable from other sources	5,125,051,814	
Net direct debt		$1,130,635,991
Overlapping debt:		
Net overlapping debt		1,466,217,968
Net direct and overlapping debt		$2,596,853,959

SOURCE: Finance Department and Municipal Advisory Council of Michigan.

(Balance of this page intentionally left blank)

13-53846-swr Doc 348-7 Filed 08/16/13 Entered 08/16/13 17:13:58 Page 105 of 248
[2.2.3.3] [POCs 2006 Offering Circular.pdf] [Page 105 of 248]

CONFIDENTIAL INFORMATION
mark.angelov@arentfox.com
Detroit/15:08:2013 11:32

Table 25 - General Obligation Cumulative Principal Amortization
As of May 2, 2006

Fiscal Year Ending June 30,	Unlimited Tax GO Principal ($)	Unlimited Tax GO Percent Retired	Limited Tax GO Principal ($)	Limited Tax GO Percent Retired	Total GO Debt Principal ($)	Total GO Debt Percent Retired
2007	34,330,000	5.71%	95,007,163	17.10%	129,337,163	11.18%
2008	38,230,000	12.07%	99,970,000	35.09%	138,200,000	23.13%
2009	42,515,000	19.14%	135,380,000	59.45%	177,895,000	38.50%
2010	44,825,000	26.60%	31,015,000	65.04%	75,840,000	45.06%
2011	44,345,000	33.97%	32,365,000	70.86%	76,710,000	51.69%
2012	41,920,000	40.94%	33,850,000	76.95%	75,770,000	58.24%
2013	41,350,000	47.82%	35,360,000	83.32%	76,710,000	64.87%
2014	35,130,000	53.66%	18,420,000	86.63%	53,550,000	69.50%
2015	32,700,000	59.10%	5,695,000	87.66%	38,395,000	72.82%
2016	29,435,000	64.00%	5,925,000	88.72%	35,360,000	75.87%
2017	30,950,000	69.15%	6,195,000	89.84%	37,145,000	79.08%
2018	31,370,000	74.36%	6,475,000	91.00%	37,845,000	82.36%
2019	30,960,000	79.51%	6,800,000	92.23%	37,760,000	85.62%
2020	31,830,000	84.81%	7,130,000	93.51%	38,960,000	88.99%
2021	32,700,000	90.25%	7,865,000	94.92%	40,565,000	92.49%
2022	24,400,000	94.30%	6,570,000	96.11%	30,970,000	95.17%
2023	16,570,000	97.06%	6,840,000	97.34%	23,410,000	97.19%
2024	12,675,000	99.17%	7,210,000	98.64%	19,885,000	98.91%
2025	5,000,000	100.00%	7,580,000	100.00%	12,580,000	100.00%
	$601,235,000		$555,652,163		$1,156,887,163	

SOURCE: Finance Department.

(Balance of this page intentionally left blank)

13-53846-swr Doc 348-7 Filed 08/16/13 Entered 08/16/13 17:13:58 Page 106 of 248
[2.2.3.3] [POCs 2006 Offering Circular.pdf] [Page 106 of 248]

CONFIDENTIAL INFORMATION
mark.angelov@arentfox.com
Detroit 15.08.2013 11:32

Table 26 – Total Outstanding Debt Service Requirement Schedule

Fiscal Year Ending June 30,	General Obligation Bonds: Unlimited Tax Principal	Unlimited Tax Interest	Unlimited Tax Total	Limited Tax Principal	Limited Tax Interest	Limited Tax Total	Revenue and Other Bonds[1] [2]: Principal	Revenue Interest	Revenue Total	Total General Obligation, Revenue and other Bonds
2007	$ 34,330,000	$ 30,535,102	$ 64,865,102	$ 95,007,163	$ 26,805,766	$ 121,812,929	$ 110,554,128	$ 225,671,195	$ 336,225,323	$ 239,891,291
2008	38,230,000	28,804,747	67,034,747	99,970,000	21,842,585	121,812,585	120,365,000	218,904,071	339,269,071	258,565,000
2009	42,515,000	26,851,072	69,366,072	135,380,000	16,159,700	151,539,700	126,052,471	213,352,549	339,405,020	303,947,471
2010	44,825,000	24,676,382	69,501,382	31,015,000	10,593,881	41,608,881	131,386,483	207,816,658	339,203,141	207,226,483
2011	44,345,000	22,459,252	66,804,252	32,365,000	9,231,399	41,596,399	127,626,694	203,427,938	331,054,632	204,336,694
2012	41,920,000	20,331,984	62,251,984	33,850,000	7,789,943	41,639,943	128,627,224	201,818,199	330,445,423	204,397,224
2013	41,350,000	18,226,250	59,576,250	35,360,000	6,220,816	41,580,816	131,240,242	194,241,637	325,481,879	207,950,242
2014	35,130,000	16,109,301	51,239,301	18,420,000	4,533,172	22,953,172	131,075,954	193,950,743	325,026,697	184,625,954
2015	32,700,000	14,305,916	47,005,916	5,695,000	3,667,022	9,362,022	135,839,826	189,215,725	325,055,551	174,234,826
2016	29,435,000	12,614,269	42,049,269	5,925,000	3,408,287	9,333,287	134,964,562	179,575,459	314,540,021	170,324,562
2017	30,950,000	11,088,398	42,038,398	6,195,000	3,135,894	9,330,894	140,144,293	174,189,721	314,334,014	177,289,293
2018	31,370,000	9,523,170	40,893,170	6,475,000	2,835,920	9,310,920	145,804,899	168,444,389	314,249,288	183,649,899
2019	30,960,000	7,888,679	38,848,679	6,800,000	2,522,326	9,322,326	150,461,533	162,834,863	313,296,396	188,221,533
2020	31,830,000	6,313,866	38,143,866	7,130,000	2,192,926	9,322,926	154,728,035	156,192,572	310,920,607	193,688,035
2021	32,700,000	4,695,891	37,395,891	7,865,000	1,847,470	9,712,470	159,175,788	151,191,357	310,367,145	199,740,788
2022	24,400,000	3,047,191	27,447,191	6,570,000	1,445,873	8,015,873	166,194,137	136,846,498	303,040,635	197,164,137
2023	16,570,000	1,743,073	18,313,073	6,840,000	1,109,018	7,949,018	174,225,495	129,753,343	303,978,838	197,635,495
2024	12,675,000	897,835	13,572,835	7,210,000	758,318	7,968,318	181,054,111	122,379,574	303,433,685	200,939,111
2025	5,000,000	250,000	5,250,000	7,580,000	388,645	7,968,645	189,149,770	113,856,172	303,005,942	201,729,770
2026							197,960,000	102,898,594	300,858,594	197,960,000
2027							207,325,000	93,054,621	300,379,621	207,325,000
2028							217,465,000	83,011,964	300,476,964	217,465,000
2029							222,240,000	72,311,886	294,551,886	222,240,000
2030							230,425,000	62,469,443	292,894,443	230,425,000
2031							239,630,000	52,667,436	292,297,436	239,630,000
2032							249,885,000	41,625,607	291,510,607	249,885,000
2033							260,920,000	31,632,074	292,552,074	260,920,000
2034							206,495,000	20,516,180	227,011,180	206,495,000
2035							216,820,000	10,353,970	227,173,970	216,820,000
	$601,235,000	$260,362,378	$861,597,378	$555,652,163	$126,488,961	$682,141,124	$4,987,835,645	$3,914,204,438	$8,902,040,083	$6,144,722,808

(1) Includes debt service for the Water and Sewerage Systems and for the Detroit Building Authority (Parking System), DDA, LDFA, Cobo Hall revenue debt. Includes SRF debt calculated at the amount approved and not at the actual amount borrowed.
(2) The Water and Sewerage system revenue bond debt service is presented in a manner consistent with the respective bond ordinances.

CONFIDENTIAL INFORMATION
mark.angelov@arentfox.com
Detroit/15:08:2013 11:

Table 27 – Per Capita Debt and Debt Ratios

		Net Direct Debt			Net Direct and Overlapping Debt		
As of June 30,	Population Estimate[1]	Net Amount (000)	Per Capita Net Amount	Ratio to True Cash Value[2]	Total (000)	Per Capita	Ratio to True Cash Value[2]
2001	933,827	$ 983,080	$1,005	4.8%	$1,427,995	$1,529	7.3%
2002	921,759	962,133	1,044	4.4	1,452,048	1,575	6.6
2003	911,402	909,624	998	3.8	2,717,110	2,981	11.3
2004	900,198	1,104,034	1,226	4.6	2,625,218	2,916	10.9
2005	900,198	1,209,104	1,343	4.8	1,253,998	1,393	4.9

SOURCE: Finance Department.

(1) Population estimates are from the U.S. Department of Commerce, Bureau of Census, Current Population Reports. The 2004 population estimate is the latest available from the U.S. Census Bureau.
(2) By law, SEV represents 50% of True Cash Value. True Cash Value used is based on the SEV set on December 31 of the fiscal year which determines property taxes levied in the following year, and is referred to as the following year's SEV. See "ASSESSED VALUATION AND PROPERTY TAXES."

Short-Term Indebtedness

Under the provisions of State law, a municipality, by resolution of its governing body and without a vote of its electors, but subject to the prior approval of the Michigan Department of Treasury or an exception therefrom, may borrow money and issue its notes in anticipation of the collection of the taxes and certain other revenues for its current fiscal year or its next succeeding fiscal year. In addition, a municipality, by resolution of its governing body and without a vote of its electors, may borrow money and issue its notes in anticipation of the receipt of payments under the provisions of the State Revenue Sharing Act for its current fiscal year or its next succeeding fiscal year. Tax anticipation notes and revenue sharing anticipation notes issued under this Act are limited tax general obligations of a municipality. The City did not issue short-term debt in fiscal 2000 through 2004. In fiscal 2005 the City issued $54,445,000 of revenue sharing anticipation notes secured by Distributable Aid for cash flow purposes. In fiscal 2006, the City expects to issue approximately $47 million in revenue sharing anticipation notes secured by Distributable Aid and $82 million in tax anticipation notes secured by property tax receipts for cash flow purposes.

Prospective Indebtedness

Unlimited and Limited Tax Obligations. The City expects to issue unlimited tax general obligation bonds in future years to finance its continuing capital improvement program. The City currently plans an annual unlimited tax bonding program averaging approximately $50 million. The City also expects to issue approximately $40 million of limited tax bonds in fiscal 2007. See "INDEBTEDNESS OF THE CITY AND RELATED ENTITIES–Capital Financing Policies" and "–Legal Debt Margin."

Revenue Obligations. The City intends to issue revenue bonds periodically to finance improvements to self-supporting systems, including its Water Supply System and its Sewage Disposal System.

(Balance of this page intentionally left blank)

CONFIDENTIAL INFORMATION
mark.angelov@arentfox.com
Detroit 13-53846 Doc 348-7

EMPLOYEE BARGAINING UNITS

The City budgeted 15,750 employees (including part-time and seasonal employees) for fiscal 2006. Approximately 10% of these employees are non-union, and the remaining 90% are represented by one of the City's 49 bargaining units. The largest bargaining units are: The American Federation of State, County and Municipal Employees ("AFSCME"); the Detroit Police Officers Association ("DPOA"); the Detroit Fire Fighters Association ("DFFA"); the Teamsters; and the Amalgamated Transit Union ("ATU"). The collective bargaining agreements for AFSCME and the other non-uniform unions and nearly all other City bargaining units expired on June 30, 2005, and the City has been engaged in negotiations toward successor contracts. The City is seeking to reduce its labor costs, particularly in the area of health care, and has reached agreement with two of its unions on a successor three-year agreement. The City has recently engaged in a non-binding fact finding proceeding with AFSCME, its largest union. Historically, the City's other non-uniform (*i.e.*, not police or fire) unions have followed the AFSCME contract, with only minor variations.

The City's most recent agreement with DPOA expired on June 30, 2004. As the parties did not reach a new agreement, the City and DPOA are in the final stages of an Act 312 binding arbitration proceeding for a successor agreement. Meanwhile, they continue to operate in accordance with the expired DPOA agreement. (Act 312, Public Acts of Michigan, 1969 ("Act 312"), provides for compulsory arbitration of labor disputes in municipal police and fire departments when negotiations reach an impasse, since the options of a strike or lockout are forbidden with respect to such workers essential to public safety.)

Historically, the DFFA agreements provide for automatic parity of DFFA with DPOA with respect to wages and benefits. Accordingly, although there has been no effective DFFA agreement since June 30, 2001, DFFA members continue to receive the same wage and health care and pension benefits as in the DPOA agreement that expired June 30, 2004. The City and DFFA also are in an Act 312 mandatory binding arbitration proceeding for a successor agreement. The Lieutenants and Sergeants Association ("LSA") agreement expires June 30, 2006.

The City has no reason to believe that its outstanding labor negotiations will result in any interruption of service from the unionized work force.

RETIREMENT SYSTEMS

In General

The City has two retirement systems. The General Retirement System ("GRS") covers all employees other than policemen and firemen, who are covered by the Police and Fire Retirement System ("PFRS"). Each system is governed by its own Retirement Board ("GRS Board" and "PFRS Board," respectively), which invests and administers the system's assets as trust funds solely for the benefit of its participants, retirees and their beneficiaries. The assets of each Retirement System are separate and distinct from assets of the City, are outside the City's control and are not available to pay any obligation or expense of the City.

Each Retirement System receives an annual actuarial report from its consulting actuary as of each June 30, providing actuarial valuations of its vested benefits, prior service costs and UAAL. Each Retirement Board uses those actuarial valuations, together with certain actuarial assumptions, to determine the annual contribution amounts requested from the City to fulfill its constitutional and statutory pension funding obligations. As part of their regular, periodic review of the actuarial assumptions used to administer their respective Retirement Systems, the GRS Board and the PFRS Board may receive recommendations from time to time to increase or decrease the interest rate and to change other actuarial assumptions.

The most recent annual actuarial reports available for the Retirement Systems are as of June 30, 2005. As of June 30, 2005, the two Systems had combined total net assets held for benefits of approximately $6.98 billion and covered 14,619 active employees and 19,772 retirees and their beneficiaries. According to

CONFIDENTIAL INFORMATION
mark.angelov@arentfox.com
Detroit 5-08-2013 11:22

the actuarial study of Gabriel, Roeder, Smith and Company ("Actuary") the GRS and PFRS also had estimated combined UAAL of $147.55 million as of June 30, 2005.

Actuarial studies are done annually by the Actuary, and the Charter provides that the assumptions used to value the liabilities of both Systems are to be studied in depth every five years. Actuarial assumptions were revised following the 1997-2002 in-depth experience study. Both Systems use the entry age normal actuarial cost methodology to determine age and service liabilities, vested liabilities, casualty liabilities and normal cost. As of the June 30, 2005 actuarial reports, the following significant assumptions are utilized in calculating the present value of vested benefits and the actuarially determined prior service cost: (1) the future investment return rate is assumed to be 7.9% per annum for the GRS and 7.8% per annum for the PFRS; (2) the GRS assumes that total active member payroll expense will increase 4% annually, while the PFRS assumes that payroll expense will increase 4.8% annually; and (3) the GRS UAAL and the PFRS UAAL both are amortized over a period of 30 years. Both Systems amortize their respective UAAL to produce contribution amounts (principal and interest) which are a level percentage of payroll contributions.

The GRS Board has historically established or changed the amortization period for the funding of GRS UAAL by resolution from time to time. On February 8, 2006, the GRS Board adopted a resolution establishing a 30-year amortization period for funding GRS UAAL. The City Council adopted an ordinance which became effective on February 8, 2006, establishing a 30-year amortization period for funding PFRS UAAL. In an appeal over whether the City or the PFRS Board has authority to determine the appropriate amortization period for funding PFRS UAAL, the Michigan Court of Appeals ruled in the PFRS Board's favor on February 28, 2006, granting a declaratory judgment that the PFRS Board has the authority under applicable law to set the amortization period for the PFRS. On March 30, 2006, the PFRS Board adopted a resolution establishing a 30-year amortization period for funding PFRS UAAL. On April 11, 2006, the City applied for leave to appeal the Michigan Court of Appeals decision to the Michigan Supreme Court, which has not yet ruled on the application. See "Recent Pension Litigation" below.

The mortality table for both Systems is 90% of the 1983 Group Annuity Mortality Table (adopted June 30, 1998 for the PFRS, and June 30, 2003 for the GRS), and the probabilities of retirement and separation from service (including death in service and disability) were revised (based on the 1997-2002 in-depth experience study) for the June 30, 2003 valuations for both Systems. Valuation assets recognize investment returns above or below the actuarial assumed rate over a three-year period.

The following table sets forth the contributions of the City to the GRS and the PFRS for fiscal 2001 through 2005.

Table 28 – Annual City Contributions to Retirement Systems

	For the Fiscal Year Ended June 30,				
	2001	**2002**	**2003**	**2004**	**2005**[1]
GRS	$68,139,535	$67,791,488	$72,859,246	$95,876,076	$781,483,426
PFRS	14,443,382	8,449,645	66,843,029	69,475,202	682,431,785

[1] The City's increased contributions to the GRS and PFRS in fiscal 2005 as compared to fiscal 2004 resulted from its funding nearly all of the existing UAAL of both the GRS and the PFRS on June 2, 2005. See "Payment Obligations under Retirement System Service Contracts" below.

SOURCE: Finance Department

CONFIDENTIAL INFORMATION
mark.angelov@arentfox.com
Detroit/15.08.2013 11:32

The following table sets forth the actuarial valuation results for the GRS and the PFRS for the 2001 through 2005 actuarial valuations by the City's consulting actuary.

Table 29 – Summary of Retirement System Actuarial Valuation Results

	Actuarial Valuation Date – June 30,				
	2001	**2002**	**2003**	**2004**	**2005**
General Retirement System:					
Number of Active Employees	12,744	12,639	12,833	11,791	9,820
Number of Retirees and Beneficiaries	11,450	11,363	11,322	11,311	11,396
Number of Deferred Vested Beneficiaries	1,635	1,439	1,424	1,442	1,109
Accrued Actuarial Liabilities (Millions)	$3,179.6	$3,276.6/$3,250.5[3]	$3,270.6	$3,383.9	$3,347.4
Available for Benefits (Millions)	2,912.1	2,761.2	2,537.7	2,470.2	3,222.4
Assets as % of Accrued Actuarial Liabilities	91.6%	84.3%/84.9%[3]	77.6%	73.0%	96.3%[1]
City Contributions (% of Payroll)					
- Applicable Fiscal Year[2]	2003	2004	2005	2006	2007
- Normal Cost	9.2%	9.2%/8.7%[3]	8.8%	9.0%	9.3%
- UAAL Amortization Amount	5.1%	9.8%/9.3%[3]	13.9%	14.2%/11.1%[4]	1.8%
- Total % of Payroll City Contribution	14.3%	19.1%/18.1%[3]	22.7%	23.2%/20.1%[4]	11.1%
Police and Fire Retirement System:					
Number of Active Employees	5,585	5,382	5,257	5,060	4,799
Number of Retirees and Beneficiaries	8,166	8,179	8,277	8,328	8,376
Number of Deferred Vested Beneficiaries	41	35	35	32	24
Accrued Actuarial Liabilities (Millions)	$3,463.2	$3,523.4/$3,632.0[3]	$3,721.6	$3,857.5	$3,780.4
Available for Benefits (Millions)	3,900.0	3,635.1	3,205.5	3,074.5	3,757.9
Assets as % of Accrued Actuarial Liabilities	112.6%	103.2%/100.1%[3]	86.1%	79.7%	99.4%[1]
City Contributions (% of Payroll)					
- Applicable Fiscal Year[2]	2003	2004	2005	2006	2007
- Normal Cost	27.2%	27.7%/23.4%[3]	24.8%	24.8%	25.0%
- UAAL Amortization Amount	(14.2%)	(3.9%)/(0.1%)[3]	19.1%	29.6%/15.9%[4]	0.5%
- Total % of Payroll City Contribution	13.0%	23.8%/23.3%[3]	43.9%	54.4%/40.7%[4]	25.5%

[1] The increase in Assets as a % of Accrued Actuarial Liabilities as of June 30, 2005 compared to June 30, 2004 resulted from the City's funding nearly all of the existing UAAL on June 2, 2005. See "Payment Obligations under Retirement System Service Contracts" below.

[2] City contribution percentages calculated and published in each annual actuarial valuation apply to the second following fiscal year.

[3] Due to a change in actuarial assumptions during the fiscal year, the first and second numbers represent the values under the prior assumptions and the new assumptions, respectively.

[4] Due to a change in UAAL amortization periods, the first and second numbers represent the contribution rates assuming the previously-effective amortization periods of 20/13 years for GRS/PFRS and the newly-adopted 30-year amortization periods, respectively.

SOURCE: Derived by Finance Department from annual actuarial reports.

CONFIDENTIAL INFORMATION
mark.angelov@arentfox.com
Draft Version

Payment Obligations under Retirement System Service Contracts

The City is a party to two Service Contracts, dated May 25, 2005 and June __, 2006, with the Detroit General Retirement System Service Corporation, and two other Service Contracts, dated May 25, 2005 and June __, 2006, with the Detroit Police and Fire Retirement System Service Corporation. Those two Service Contracts dated May 25, 2005 are called the "2005 Service Contracts" below, and those two Service Contracts dated June __, 2006 are called the "2006 Service Contracts" below. The GRS and the PFRS are not parties to any of the Service Contracts.

Pursuant to Ordinance No. 05-05 of the City (the "Funding Ordinance"), the City entered into the 2005 Service Contracts as a means to fulfill its State constitutional and statutory obligations to provide funding for an approximately $1.37 billion portion of outstanding unfunded accrued actuarial liabilities (the "2005 Subject UAAL") of the City's two retirement systems, the GRS and the PFRS. On June 2, 2005, a funding trust created by the two Service Corporations issued and sold Certificates of Participation Series 2005-A and 2005-B ("Series 2005-A COPs" and "Series 2005-B COPs," respectively, and collectively "2005 COPs"), evidencing undivided proportionate interests in the rights to receive certain payments ("2005 Scheduled Payments" and "2005 Service Charges," and collectively "2005 COP Service Payments") to be made by the City under the 2005 Service Contracts. A portion of the proceeds of the 2005 COPs was irrevocably paid to the GRS and the PFRS, fully funding the 2005 Subject UAAL on June 2, 2005.

The periods for payment of the City's scheduled 2005 COP Service Payments under the 2005 Service Contracts were limited to 13 and 20 years in regard to the PFRS and GRS, respectively, the amortization periods then in effect for PFRS UAAL and GRS UAAL. Pursuant to the Funding Ordinance and an authorizing resolution of the City Council adopted on April 26, 2006, the City will enter into the 2006 Service Contracts, as anticipated and authorized in the Funding Ordinance, as a means of enabling the City to utilize a now permitted longer payment period for the obligations it incurred to fulfill its constitutional and statutory obligations to provide such funding for the 2005 Subject UAAL. A new funding trust to be created by the two Service Corporations will issue and sell Certificates of Participation Series 2006-A and 2006-B ("Series 2006-A Certificates" and "Series 2006-B Certificates," respectively, and collectively "Series 2006 Certificates"), evidencing undivided proportionate interests in the rights to receive certain payments ("2006 Scheduled Payments" and "2006 Service Charges," and collectively "2006 Certificate Service Payments") to be made by the City under the 2006 Service Contracts. A portion of the proceeds of the 2006 Certificates will be used to optionally redeem certain outstanding Series 2005-A COPs and to purchase and cancel certain outstanding Series 2005-B COPs, thereby extinguishing the City's obligations to pay the 2005 COP Service Payments related to the 2005 COPs thus redeemed or purchased and canceled. The Series 2005-B COPs to be purchased will be procured by a tender offer conducted by the Service Corporations.

Upon issuance of the 2006 Certificates and such optional redemption of certain Series 2005-A COPs and such purchase and cancellation of Series 2005-B COPs which are tendered by their holders to the Service Corporations, some 2005 COPs will still remain outstanding concurrently with the 2006 Certificates. The 2005 COPs and the 2006 Certificates are wholly independent of each other. The City's contractual payment obligations underlying the 2006 Certificates are totally separate and distinct from its contractual payment obligations underlying the 2005 COPs. Holders of 2006 Certificates will have no rights or interests in the City's payment obligations under the 2005 Service Contracts, and holders of 2005 COPs will have no rights or interests in the City's payment obligations under the 2006 Service Contracts.

The following table sets forth the combined annual amounts of 2005 Scheduled Payments and 2005 Service Charges (*i.e.*, 2005 COP Service Payments) that the City that will be obligated to pay under the 2005 Service Contracts, and the combined annual amounts of 2006 Scheduled Payments and 2006 Service Charges (*i.e.*, 2006 Certificate Service Payments) that the City that will be obligated to pay under the 2006 Service Contracts, upon the issuance of the 2006 Certificates and the optional redemption of the Series 2005-A COPs to be redeemed from proceeds of the 2006 Certificates and the purchase and cancellation of the tendered Series 2005-B COPs to be purchased from proceeds of the 2006 Certificates.

CONFIDENTIAL INFORMATION
mark.angelov@arentfox.com
Detroit 7/15/08 2013 11:32

Table 30 – 2005 COP Service Payments and 2006 Certificate Service Payments

Twelve months ending June 15,	2005 COP Service Payments	2006 Certificate Service Payments [1]	Total [1]
2007	$25,762,441	$49,230,928	$74,993,368
2008	25,762,441	54,224,061	79,986,501
2009	25,762,441	58,833,035	84,595,476
2010	30,512,441	58,833,035	89,345,476
2011	36,512,526	58,833,035	95,345,561
2012	41,950,067	58,833,035	100,783,103
2013	47,428,624	58,833,035	106,261,659
2014	52,928,206	58,833,035	111,761,241
2015	55,205,504	58,833,035	114,038,540
2016	57,345,528	58,833,035	116,178,564
2017	59,582,125	58,833,035	118,415,160
2018	61,915,480	58,833,035	120,748,515
2019	45,501,634	73,462,035	118,963,670
2020	47,237,920	71,726,673	118,964,593
2021	49,053,745	69,910,650	118,964,395
2022	50,931,865	68,032,181	118,964,046
2023	52,894,682	66,069,858	118,964,540
2024	54,938,837	64,026,079	118,964,915
2025	57,065,475	61,898,674	118,964,149
2026	–	118,965,224	118,965,224
2027	–	118,966,122	118,966,122
2028	–	118,966,739	118,966,739
2029	–	118,968,394	118,968,394
2030	–	118,973,878	118,973,878
2031	–	118,980,496	118,980,496
2032	–	118,988,301	118,988,301
2033	–	118,995,906	118,995,906
2034	–	119,009,735	119,009,735
2035	–	119,009,749	119,009,749
Totals	$878,291,981	$2,356,736,036	$3,235,028,017

[1] Series 2006-B COPs' interest calculated at fixed swap rates.

Recent Pension Litigation

In May 2005, the Wayne County Circuit Court granted summary disposition in the City's favor in a lawsuit with the PFRS Board over whether that Board or the City has authority to determine the appropriate amortization period for funding PFRS UAAL. On February 28, 2006, the Michigan Court of Appeals reversed the lower court decision and granted the PFRS Board a declaratory judgment that it has the authority under applicable law to set the amortization period for the PFRS. On April 11, 2006, the City applied for leave to appeal that decision to the Michigan Supreme Court, which has not yet ruled on the application. After the lower court decision and before the Michigan Court of Appeals decision, the City Council adopted an ordinance which became effective on February 8, 2006, establishing a 30-year amortization period for funding PFRS UAAL. On March 30, 2006, the PFRS Board adopted a resolution also establishing a 30-year amortization period for funding PFRS UAAL. Thus, a 30-year amortization period is currently in effect for funding PFRS UAAL, supported by a duly adopted PFRS Board resolution and a duly adopted City ordinance.

The City has a pending application seeking leave to appeal to the Michigan Supreme Court from a recent Michigan Court of Appeals decision that arose from an Act 312 arbitration involving the City and one

CONFIDENTIAL INFORMATION
mark.angelov@arentfox.com

of its employee unions, the Detroit Police Officers Association ("DPOA"). The arbitration ruling, in 2003, required changing the composition of the PFRS Board by replacing two of its 11 members and adding a twelfth. Before those changes, the prescribed PFRS Board composition had been six union representatives and five City representatives. The City argued in the arbitration proceeding that the police and fire unions used their majority status on the 11-member PFRS Board to obtain benefits that could not be gained through the standard collective bargaining process. The changes under the arbitration decision resulted in a PFRS Board equally divided between City and union representatives, as required of jointly managed boards under the federal Taft-Hartley Act. Though the arbitration involved only the DPOA, the contract governing the Detroit Police Lieutenants and Sergeants Association expressly adopted the conditions of the DPOA agreement, to maintain parity with it. However, the two other unions whose members also are participants in the PFRS have contracts with other language. The City filed this suit to seat a 12-member PFRS Board that would be binding on all four unions whose members are participants in the PFRS. The trial court granted the defendants' motion for summary disposition, concluding that it would deny due process to the two unions that did not participate in the Act 312 arbitration to bind them by it. The City appealed, and the Michigan Court of Appeals affirmed the lower court decision that application of the arbitration ruling to the two non-participating unions would be a violation of their constitutional right to due process of law because their contracts did not require parity with the DPOA agreement. The City has applied for leave to appeal that decision to the Michigan Supreme Court, which has not yet ruled on the application.

The PFRS Board filed a lawsuit in August 2005 seeking payment of $53 million for the City's unpaid contribution obligation to the PFRS due June 30, 2005. The PFRS Board has since adopted a resolution approving the City's proposed settlement terms, and the lawsuit has been inactive by mutual agreement of the parties pending completion of the settlement. Under the approved settlement terms, the balance of the June 30, 2005 required City contributions to the PFRS will be paid with interest at 7.8% per annum no later than June 30, 2006, and the required City contributions to the PFRS due June 30, 2006 will be paid with interest at 7.8% per annum no later than June 30, 2007.

CERTAIN ECONOMIC AND DEMOGRAPHIC INFORMATION

General

Detroit is located in Southeastern Michigan and is the nation's 11th largest city. It is the central city of a metropolitan area that has a population of over four million people. Detroit is the largest city in Michigan and comprises almost one-half of Wayne County's population. Established in 1701 and incorporated in 1815, Detroit encompasses an area of 138 square miles. Like many other older, major cities in the Northeast, Detroit has experienced a significant decline in population since 1950, and an erosion of its economic base. Since the mid-1970s, the City, as well as private interests, have made substantial investments which have led to additional economic diversification and development during the last several years. The City is a major manufacturing center for the United States, and a regional center of finance, commerce and tourism. The City is located in a regional economy that, although diversifying, remains susceptible to swings in the national economy due to its concentration of employment in the durable goods industries, particularly the automobile industry.

Economically, Detroit relates primarily to the Tri-County area of Wayne, Oakland and Macomb counties. Officially, however, it is a part of a Primary Metropolitan Statistical Area (the "Detroit PMSA") that includes the Tri-County area, plus Monroe, Livingston, Lapeer and St. Clair counties.

Population

The City's population count (established by U.S. Census) determines its legislative apportionment in Congress and in the State Legislature, and has a direct impact on Federal and State programs allocated in whole or in part on a *per capita* basis. While population growth in the Detroit PMSA significantly outpaced the national rate in the 1950s, the region's total population expanded more slowly in the 1960s and contracted (reflecting a significant net out-migration) in the 1970s and 1980s. Net population losses in the region were

CONFIDENTIAL INFORMATION
mark.angelov@arentfox.com
Detroit/15.08.2013 11:32

primarily concentrated in the City. The remainder of the Detroit PMSA continued to experience population growth throughout the 1970s and 1980s. Originally consisting of the Tri-County Area, the region considered the metropolitan area was expanded geographically for U.S. statistical purposes, as population and industry dispersed, to add Lapeer, Livingston and St. Clair counties in 1973 and Monroe County in 1983.

Between 1950 and 2000, the City experienced substantial changes in the characteristics of its population, with differing migration patterns resulting in a net decline of 49% of its total population during the 50-year period. Detroit's share of total State and metropolitan area population also fell significantly.

Table 31 – Population Trends, 1950-2000

	City of Detroit		Wayne County		Detroit PMSA[1]		U.S.
Year	Population	% Change	Population	% Change	Population	% Change	% Change
1950	1,849,568	-	2,435,235	-	3,169,649	-	-
1960	1,670,144	-9.70%	2,666,297	9.49%	4,050,840	27.80%	18.50%
1970	1,511,482	-9.50	2,666,751	0.02	4,549,869	12.32	13.40
1980	1,203,339	-20.39	2,337,891	-12.33	4,488,072	-1.36	11.40
1990	1,027,974	-14.57	2,111,687	-9.68	4,382,299	-2.36	10.20
2000	951,270	-7.46	2,061,162	-2.39	4,441,551	1.35	13.20

SOURCE: U.S. Department of Commerce, Bureau of the Census.

(1) Consists of Lapeer, Livingston, Macomb, Monroe, Oakland, St. Clair and Wayne counties in Michigan.

Table 32 – Distribution of Population by Age, 2000

Age in Years	Population	% of Total
Under 5	76,232	8.0%
5 to 9	93,882	9.9
10 to 14	83,361	8.8
15 to 19	68,707	7.2
20 to 24	65,654	6.9
25 to 34	144,323	15.2
35 to 44	136,695	14.4
45 to 54	115,971	12.2
55 to 59	38,045	4.0
60 to 64	29,344	3.1
65 to 74	52,863	5.6
75 to 84	35,213	3.7
85 years and over	10,980	1.2
Total	951,270	100.0%

SOURCE: U.S. Department of Commerce, Bureau of the Census.

CONFIDENTIAL INFORMATION
mark.angelov@arentfox.com
Detroit/1-08:2043/1/30

Table 33 – Households by Type, 1970-2000

Type of Household	1970 No. of Households	1970 % of Total	1980 No. of Households	1980 % of Total	1990 No. of Households	1990 % of Total	2000 No. of Households	2000 % of Total
	(number of households in thousands)							
Family	370.0	74.3%	289.3	66.7%	244.3	65.3%	218.5	64.9%
Married-couple	286.8	57.6	173.2	40.0	109.8	29.4	89.7	26.7
Single male head	16.4	3.3	18.4	4.2	21.2	5.7	22.4	6.6
Single female head	66.8	13.4	97.7	22.5	113.2	30.3	106.4	31.6
Non-family	127.8	25.7	144.2	33.3	129.7	34.7	117.9	35.1
Living alone	N.A.	N.A.	125.3	28.9	111.3	29.8	99.9	29.7
Total households	497.8	100%	433.5	100%	374.1	100%	336.4	100%

SOURCE: U.S. Department of Commerce, Bureau of the Census.

NOTE: N.A. = Not Available. Family households consist of two or more related persons. Data may not add up to totals due to rounding.

Employment and Economic Base

The economy of the City is influenced by trends in the durable goods industry and in particular the domestic automobile industry. Over the past two decades, all three major automotive companies have, at times, experienced financial problems adversely affecting the economy of the Detroit area. General Motors and DaimlerChrysler represent over 11% of the City's Taxable Valuation and are major employers in the City. Among the complex factors affecting the automotive industry are: national consumer spending patterns (related, among other things, to consumer confidence and perception, disposable income, credit availability and interest rates); the value of the U.S. dollar relative to foreign currencies; foreign trade restrictions; federal and state regulatory policies with respect to auto imports, safety, fuel efficiency and pollution emissions; the availability and price of gasoline; and organizational demand for fleet or specialized vehicles.

The following table sets forth certain information on total employment by industry group for the Detroit PMSA and the U.S. The region has in the past consistently maintained a greater percentage of persons employed in the manufacturing sector of the economy than the nation as a whole, which reflected the area's dependence on the automotive industry. The high percentage, however, has shown a decline in recent years such that the PMSA employment breakdown now is more similar to national statistics.

(Balance of this page intentionally left blank)

CONFIDENTIAL INFORMATION
mark.angelov@arentfox.com
Detroit/15:08:2013 11:32

Table 34 – Annual Average Wage and Salary Employment by Place of Work (Non-Agricultural)

	Detroit-Warren-Livonia MSA							
	2002		2003		2004		2005	
	(000s)	%	(000s)	%	(000s)	%	(000s)	%
Industry Group								
Natural Resources & Mining	90	4.3	85	4.1	86	4.2	85	4.1
Construction	12	0.6	11	0.5	11	0.5	11	0.5
Manufacturing	329	15.6	309	14.9	298	14.4	285	13.9
Trade, Transportation & Utilities	396	18.8	388	18.6	383	18.6	380	18.5
Information	38	1.8	37	1.8	36	1.8	35	1.7
Financial Activities	117	5.6	119	5.7	117	5.7	118	5.7
Professional and Business Service	368	17.5	364	17.5	358	17.3	372	18.1
Educational & Health Services	250	11.9	253	12.1	256	12.4	264	12.8
Leisure & Hospitality	178	8.4	181	8.7	182	8.8	182	8.8
Other Services	96	4.6	97	4.6	99	4.8	91	4.4
Government	232	11.0	238	11.4	237	11.5	234.0	11.4
Totals	2,104	100.0	2,083	100.0	2,062	100	2,057	100

	U.S.							
	2002		2003		2004		2005	
	(000s)	%	(000s)	%	(000s)	%	(000s)	%
Industry Group								
Natural Resources & Mining	583	0.4	572	0.4	591	0.4	625	0.5
Contruction	6,716	5.2	6,735	5.2	6976	5.3	7,277	5.5
Manufacturing	15,259	11.7	14,510	11.2	14315	10.9	14,232	10.7
Trade, Transportation & Utilities	25,497	19.6	25,287	19.5	25533	19.4	25,909	19.4
Information	3,395	2.6	3,188	2.5	3118	2.4	3,066	2.3
Financial Activities	7,847	6.0	7,977	6.1	8031	6.1	8,141	6.1
Professional and Business Service	15,997	12.3	15,985	12.3	16395	12.5	16,882	12.6
Educational & Health Services	16,199	12.4	16,588	12.8	16953	12.9	17,342	13.0
Leisure & Hospitality	11,986	9.2	12,173	9.4	12493	9.5	12,802	9.6
Other Services	5,372	4.1	5,401	4.2	5309	4.0	5,386	4.0
Government	21,513	16.5	21,583	16.6	21621	16.5	21,803	16.3
Totals	130,364	100	129,999	100	131335	100	133,465	100

Notes: Totals may not addd due to rounding.

SOURCE: Michigan Department of Labor & Economic Growth, Office of Labor Market Informantion for Detroit-Warren-Livonia MSA; U.S. Department of Labor, Bureau of Labor Statistics for U.S.

13-53846-swr Doc 348-7 Filed 08/16/13 Entered 08/16/13 17:13:58 Page 117 of 248
[2.2.3.3] [POCs 2006 Offering Circular.pdf] [Page 117 of 248]

CONFIDENTIAL INFORMATION
mark.angelov@arentfox.com
Detroit/15.08.2013 11:32

The following table shows the annual average unemployment rates for the City, the Detroit-Warren-Livonia CBSA, and the U.S. from 2001 to 2005.

Table 35 – Civilian Unemployment Rates, 2001 to 2005

	City of Detroit	Detroit-Warren-Livonia CBSA	U.S.
2001	9.8%	5.4%	4.8%
2002	11.9%	6.4%	5.8%
2003	14.6%	7.2%	6.0%
2004	14.0%	7.1%	5.5%
2005	14.1%	7.2%	4.9%

SOURCE: Michigan Department of Labor & Economic Growth; U.S. Department of Labor, Bureau of Labor Statistics.

The following table shows a breakdown of manufacturing wage and salary employment by type for the Detroit-Warren-Livonia MSA for calendar years 2001 through 2005.

Table 36 – Manufacturing Wage and Salary Employment

Industry Group:	2001	2002	2003	2004	2005
	(In Thousands)				
Durable goods industries.....	305.1	280.8	262.6	253.0	244.6
Nondurable goods industries	50.8	48.6	46.8	44.7	44.2
Total manufacturing employment	355.9	329.4	309.4	297.7	288.8

SOURCE: Michigan Department of Labor & Economic Growth, Office of Labor Market Information.

Construction

The following data shows trends in construction permits in the City.

Table 37 – Trends in Construction Permits, 2001 to 2005

	Value (in millions)			
	New Construction		Alterations/Additions	
	Residential	Non-Residential	Residential	Non-Residential
2001	$ 34.3	$ 336.6	$ 122.9	$ 575.3
2002	$ 10.6	$ 385.8	$ 75.9	$ 622.2
2003	$ 55.2	$ 339.8	$ 86.9	$ 467.4
2004	$ 71.0	$ 280.1	$124.0	$ 330.8
2005	$ 81.4	$ 243.4	$ 92.2	$ 398.1

SOURCE: City of Detroit Department of Buildings and Safety Engineering.

NOTE: Residential includes single and multiple family dwellings.

Housing Characteristics

Trends in the housing stock of the City have a direct impact on the City's levy and collection of *ad valorem* property taxes, because residential real property accounts for more than two-thirds of the valuation of

CONFIDENTIAL INFORMATION
mark.angelov@arentfox.com
Detroit 15 03201 1 1 38

all real property in the City (see "ASSESSED VALUATION AND PROPERTY TAXES–Valuation by Type of Property" above).

The number of housing units in the City fell 29% between 1970 and 2000. Net losses have been concentrated in owner-occupied units, 16% of which were lost to the housing market in the 1970s, 21% of which were lost in the 1980s and 7% lost in the 1990s. Owner occupancy rates in the City declined from 60.0% in 1970 to 49% in 2000. Since 1990, the City has experienced a significant increase in the construction of new housing units. See "CERTAIN ECONOMIC AND DEMOGRAPHIC INFORMATION – Major Projects and Developments." Trends in the housing stock of the City have a direct impact on the City's collection of *ad valorem* property taxes, because residential real property accounts for more than two-thirds of the valuation of all real property in the City (see "ASSESSED VALUATION AND PROPERTY TAXES – Valuation by Type of Property" above).

Table 38 – Housing Inventory, 1970 to 2000

Occupancy Status	1970	1980	1990	2000
		(in thousands)		
Owner-occupied	298.6	250.9	197.9	184.6
Renter-occupied	199.1	182.6	176.1	151.8
Vacant	31.3	37.7	36.0	38.7
Total housing units	529.0	471.2	410.0	375.1

SOURCE: U.S. Department of Commerce, Bureau of the Census.

NOTE: Data may not add up due to independent recording. Excludes seasonal housing.

Table 39 – Housing Characteristics, 2000

	City of Detroit	Wayne County	Detroit PMSA	United States
Percent owner-occupied	54.9%	66.6%	72.4%	66.2%
Rental vacancy	8.3%	7.2%	6.4%	6.8%
Median value of owner-occupied units	$ 63,600	$ 96,200	$ 127,800	$119,600
Median contract rent	$ 486	$ 428	$ 502	$ 602
Persons per household	2.77	2.64	2.58	2.59

SOURCE: U.S. Department of Commerce, Bureau of Census.

NOTE: Value of Owner-Occupied Units is a self-reported estimate of the then-current market value, and therefore is not directly comparable to the SEV.

Largest Employers

Below is a listing of the largest private sector employers by company and by number of employees actually or estimated to be employed within the City at the end of calendar year 2005. The City and the School District are each major Detroit employers, employing approximately 14,619 and 20,162, respectively, as of June 30, 2005.

CONFIDENTIAL INFORMATION
mark.angelov@arentfox.com
Detroit/15:08:2013 11:32

Table 40 – Largest Private Employers

June 30, 2005

Company	Detroit Employment
Detroit Medical Center	10,617
DaimlerChrysler AG	9,900
Henry Ford Health System	7,404
General Motors Corporation	6,311
St. John Health System	4,821
American Axle & Manufacturing Holdings Inc.	4,309
DTE Energy Co.	3,987
Compuware Corp	3,946
Motor City Casino	2,800
Blue Cross and Blue Shield of Michigan	2,694

SOURCE: Crain's *Book of Lists, 2006 Edition*, December 2005.

Port of Detroit

The Detroit/Wayne County Port Authority ("DWCPA") is a public agency responsible for promoting trade and freight transportation through the Port of Detroit (the "Port"), which provides direct water service to world markets via the Great Lakes/St. Lawrence Seaway. The Port has five privately-owned and operated full-service terminals, a liquid bulk terminal and bulk facility, and a single dock facility with capacity for 14 ocean-going vessels. In addition, more than 30 industries located on the Detroit and Rouge Rivers have their own port facilities. A variety of ship repair services are available. The Detroit area, which is the largest foreign trade zone in the United States, provides financial advantages related to federal taxes and customs duties at subzones throughout the City and region. The Port is a principal port of entry for trade with Canada via bridge, vehicular tunnel, rail tunnel and barge service. Steel and scrap steel are the principal export products of the Port, handled for the three local steel mills. General cargo constitutes a minor portion of total tonnage due to the lack of regularly scheduled shipping service. See "CERTAIN ECONOMIC AND DEMOGRAPHIC INFORMATION - Major Projects and Developments."

Table 41 – Waterborne Commerce of the Port of Detroit
(millions of short tons of 2,000 pounds)

	Foreign			Domestic	Grand
FISCAL YEARS	Canadian	Overseas	Total	Total	Total
1993	2.4	0.9	3.3	13.9	17.2
1994	4.5	1.5	6.0	12.7	18.7
1995	2.6	1.0	3.7	15.2	18.9
1996	4.6	1.7	6.3	12.3	18.6
1997	4.8	1.3	6.1	12.0	18.1
1998	5.0	1.9	6.9	12.5	19.4
1999	3.5	1.1	4.6	12.3	16.9
2000	4.1	1.1	5.2	12.0	17.2
2001	4.3	0.4	4.7	12.3	17.0
2002	3.7	0.7	4.4	12.9	17.3
2003	3.5	0.4	3.9	10.4	14.3

SOURCE: Detroit/Wayne County Port Authority.

CONFIDENTIAL INFORMATION
mark.angelov@arentfox.com
Detroit 50128 v1 32

Transportation Network

Five major rail lines provide direct service to the Detroit area by such railroad companies as Conrail, Norfolk Southern, Grand Trunk Western, Canadian Pacific and CSX Transportation. Major cargoes handled by the rail lines in the Detroit area include automobiles, auto parts, steel, chemicals and food products.

Air transportation service is provided to the City at the Detroit City Airport, with general aviation, cargo and scheduled passenger services, and at the Detroit Metropolitan Wayne County Airport, the nation's 10th largest international airport and the largest hub for Northwest Airlines. More than 30 other scheduled airlines provided domestic and international service with more than 1 million annual passenger enplanements and 137,000 tons of annual enplaned cargo.

This area's extensive toll-free highway system, which includes the I-94, I-75, I-96 and I-696 interstate highways and Canadian 401, provides one-day access, based on a 500-mile day, to 48% (by population) of the U.S. market and to the Province of Ontario, Canada.

Major Projects and Developments

A number of major developments have been completed during the past three years, and others are in various stages of construction in the City. Most of the projects represent joint efforts between the public and private sectors Below are brief descriptions of the major developments, including announced financing sources.

Merchants Row

Merchants Row, a $30 million redevelopment project of eight 1910 era buildings adjacent to the corporate offices of Compuware Corporation, includes 163 loft condominiums, a 264-space parking garage and 28,400 square feet of retail and restaurant space.

1001 Woodward

This 26-story, twin office tower, adjacent to the Campus Martius project, has undergone a $20 million renovation, along with the addition of a $10 million 500-space parking structure.

Downtown YMCA

The YMCA of Metropolitan Detroit recently completed the construction of the 5-story Boll Family YMCA at a cost of $35 million. The new facility houses an auditorium, two swimming pools, a health and fitness center, a wellness center and a childcare center.

Woodward Millennium

A $37 million mixed-use development is nearing completion in the medical center area. The development will include 180 units of loft–style condominiums and garden-style apartments, a parking garage and retail space.

St. Anne's Gate

This new housing development is located in southwest Detroit near the Ambassador Bridge and consists of new single and multi-family homes. The total project cost is expected to be $41 million.

Tri-Centennial Village

A $19 million housing development is being constructed on Detroit's west side. The development will include 165 single-family homes, 85 of which will be constructed by Habitat for Humanity.

CONFIDENTIAL INFORMATION
mark.angelov@arentfox.com
Detroit 15 Oct 2013 11:32

Woodward Place at Brush Park

Woodward Place at Brush Park – Phase II. Construction will continue over the next three years, ultimately adding up to 700 new housing units. The project also involves the renovation of several historic homes for residential use. The total cost of the project is $75 million.

Brush Park Manor

A 91,000 square foot senior apartment residence on 3.3 acres of land on Brush Street was recently completed. The 3-story complex consists of 113 apartments. The estimated cost of the project is $9.9 million.

Greyhaven Marina Village

Greyhaven Marina Village is being constructed in phases on a 15-acre site on the Detroit River. Phase one consisted of 190 apartments and town homes overlooking the Detroit River. Phase two consists of 144 condominium units. The total cost of the development was $21 million. A third phase under development is the $25 million Shorepoint Village consisting of 57 single-family homes.

Woodbridge Estates

The $98 million project includes 247 rental units, 101 new homes, town homes and duplex condominiums and 297 enhanced service units on a former public site. In addition, the project will include retail space and a community center. The project is being funded with both public and private funds.

Federal Reserve Bank

The $79.5 million, 220,000-square foot Detroit branch northeast of downtown was recently completed to handle check clearing, currency processing, economic analysis and conferences, and serves Michigan's Lower Peninsula.

New Center Lofts

This $14.28 million residential project includes 102 loft-style, two-story townhouses located in northwest Detroit. Later phases will include three-story townhouses.

Morningside Commons

Located on the City's east side, this $30 million housing development is being constructed in phases. The first phase of the development consisted of 40 new single-family homes. The second phase consisted of a 64-unit multi-family townhouse development. Currently under construction, phase three will consist of the construction of 50 new single-family homes and the rehabilitation of 10 existing single-family homes.

Lombardo Heritage

A $197.7 million housing complex is being constructed in phases on a 10.5-acre parcel on the City's east side. Upon completion, the complex will include 126 condominium homes with basements.

Palmer Street Redevelopment

Located near the Wayne State University district, this $10 million project consists of the rehabilitation of nine existing buildings and the construction of new townhouses into a total of 115 housing units.

River Park Village Senior Apartments

The 15-story Whittier building will be converted into a $66 million development of 80 senior apartments, other loft-style apartments and retail space.

CONFIDENTIAL INFORMATION
mark.angelov@arentfox.com
Detroit/Ford 00193/482

The PricewaterhouseCoopers Building

The accounting firm PricewaterhouseCoopers is nearing completion of a $26 million 115,000-square foot, five-story office building adjacent to Ford Field football stadium. PricewaterhouseCoopers will occupy the first four floors of the building, with the fifth floor available for lease to a future tenant. A 1,200-stall parking garage has been constructed immediately north of the building on an adjacent parcel of land.

St. John Hospital and Medical Center

St. John Hospital is constructing a $12 million, 62,000-square foot medical office building on its Riverview hospital campus. The health care provider will also build a $141 million hospital tower and a $15 million emergency department expected to open in 2008 at its eastside location in the City.

The Salvation Army Southeast Adult Rehabilitation Center

The Salvation Army Southeast Adult Rehabilitation Center in downtown Detroit completed a $26 million renovation that added 100 beds, renovated offices, added a dining room and moved its thrift store.

Detroit-Wayne County Port Authority

The Detroit/Wayne County Port Authority ("DWCPA") financed a $43 million mixed-use facility on the east riverfront in downtown Detroit. The project consists of 18,000 square feet of ground floor retail space and upper floors and a parking garage with 1,174 parking spaces.

Kennedy Square Office Building

This $54 million project is being built on top of an existing underground garage in the downtown area. Expected to be completed in June 2006, the 10-story, 240,000-square foot office building will offer ground floor retail space and house up to 1,300 workers.

Casino Development

A recent court settlement has paved the way for the construction of three permanent casinos in the City. Each casino will expand in or near its current temporary location at a cost of about $200 million each. Each casino will have a minimum of 100,000 square feet of gaming space, a 400-room hotel and additional parking and restaurants. See "FINANCIAL OPERATIONS - General Fund Revenue Categories."

CONFIDENTIAL INFORMATION
mark.angelov@arentfox.com
Detroit/15:08:2013 11:32

[THIS PAGE INTENTIONALLY LEFT BLANK]

CONFIDENTIAL INFORMATION
mark.angelov@arentfox.com
Detroit 05.08:2013 11:32

CITY OF DETROIT, MICHIGAN
Comprehensive Annual Financial Report
For the Fiscal Year Ended
June 30, 2005

FINAL
See attached KPMG
OPINION

Kwame M. Kilpatrick
Mayor

City of Detroit, Michigan
Comprehensive Annual Financial Report
For the Fiscal Year Ended June 30, 2005

Kwame M. Kilpatrick
Mayor

Prepared by the Finance Department
Roger Short, CPA
Interim Finance Director / Chief Financial Officer

CONFIDENTIAL INFORMATION
mark.angelov@arentfox.com
Detroit 08:2013 11:32

"We hope for better things"

"It shall rise again from the ashes"

FOUNDED 1701
INCORPORATED 1806
AREA (Square Miles) 137.9
POPULATION 911,402

TABLE OF CONTENTS

	Page
I. INTRODUCTORY SECTION	
LETTER OF TRANSMITTAL	I-1
GFOA CERTIFICATE OF ACHIEVEMENT	I-10
AUDITOR GENERAL'S LETTER	I-11
LIST OF CITY OF DETROIT PRINCIPAL OFFICIALS	I-12
CITY OF DETROIT ORGANIZATION CHART	I-14
II. FINANCIAL SECTION	
INDEPENDENT AUDITORS' REPORT	3
MANAGEMENT'S DISCUSSION AND ANALYSIS (MD&A) (UNAUDITED)	5
BASIC FINANCIAL STATEMENTS:	
A. GOVERNMENT-WIDE FINANCIAL STATEMENTS:	
Statement of Net Assets	28
Statement of Activities	30
B. FUND FINANCIAL STATEMENTS:	
Governmental Funds Financial Statements:	
Balance Sheet	32
Reconciliation of the Balance Sheet of Governmental Funds to the Statement of Net Assets	34
Statement of Revenues, Expenditures, and Changes in Fund Balances	35
Reconciliation of the Statement of Revenues, Expenditures, and Changes in Fund Balances of Governmental Funds to the Statement of Activities	36
Proprietary Funds Financial Statements:	
Statement of Net Assets	38
Statement of Revenues, Expenses, and Changes in Fund Net Assets	42
Statement of Cash Flows	44
Fiduciary Fund Financial Statements:	
Statement of Fiduciary Net Assets	48
Statement of Changes in Fiduciary Net Assets	49
Component Units Financial Statements:	
Statement of Net Assets	50
Statement of Activities	52
C. NOTES TO BASIC FINANCIAL STATEMENTS:	
I. Summary of Significant Accounting Policies	58
A. Reporting Entity	58
B. Joint Venture	61
C. Basis of Presentation	61
D. Basis of Accounting	63
E. Budgetary Data	63
F. Assets, Liabilities and Fund Equity	64
II. Stewardship, Compliance, and Accountability	68
A. Compliance with Finance Related Legal and Contractual Provisions	68
B. Excess of Expenditures Over Appropriations in Individual Funds	68
C. Deficit Fund Equity	69
III. Detailed Notes on all Funds	69
A. Assets	69
B. Liabilities	85
IV. Subsequent Events	109
BUDGET TO ACTUAL COMPARISON-GENERAL FUND:	
Statement of Revenues, Expenditures and Changes in Fund Balances-Budget and Actual-General Fund	112
REQUIRED SUPPLEMENTARY INFORMATION OTHER THAN MD& A:	
Pension Schedules (Unaudited)	
Schedules of Employer Contributions	117
Schedules of Funding Progress	117

CONFIDENTIAL INFORMATION
mark.angelov@arentfox.com
Detroit/15:08:2013 11:32

TABLE OF CONTENTS

	Page
COMBINING NONMAJOR FUNDS FINANCIAL STATEMENTS:	
Non-Major Governmental Funds:	
Combining Balance Sheet	122
Combining Statement of Revenues, Expenditures, and Changes in Fund Balances	123
Special Revenue Funds:	
Combining Balance Sheet	124
Combining Statement of Revenues, Expenditures, and Changes in Fund Balances	126
Capital Projects Funds:	
Combining Balance Sheet	128
Combining Statement of Revenues, Expenditures, and Changes in Fund Balances	129
Permanent Funds:	
Combining Balance Sheet	130
Statement of Revenues, Expenditures, and Changes in Fund Balances	131
Agency Funds:	
Combining Statement of Net Assets and Liabilities	132
Combining Statement of Changes in Assets and Liabilities — Agency Funds	133

III. STATISTICAL SECTION (Unaudited):	Table	
General Governmental Revenues — by Source — Last Ten Fiscal Years	1	136
General Governmental Expenditures — by Function — Last Ten Fiscal Years	2	136
Property Tax Levies and Collections — Last Ten Fiscal Years	3	138
Adjusted Tax Levies and Tax Collections by Levies — Last Ten Fiscal Years	4	138
Assessed and Estimated Actual Value of Taxable Property — Last Ten Fiscal Years	5	140
Property Tax Rates and Levies — All Overlapping Governments-Last Ten Fiscal Years	6	141
Special Assessments Additions and Deductions — Last Ten Fiscal Years	7	142
Ratio of Net General Bonded Debt to Assessed Value and Net Bonded Debt per Capita — Last Ten Fiscal Years	8	143
Legal Debt Margin	9	144
Computation of Direct and Overlapping Debt	10	145
Ratio of Annual Debt Service Expenditures for General Bonded Debt to Total General Governmental Expenditures — Last Ten Fiscal Years	11	146
Revenue Bond Coverage — Last Ten Fiscal Years	12	147
Real Property Value, Construction Permits and Bank Deposits — Last Ten Fiscal Years	13	148
Principal Taxpayers	14	149
Largest Private Employers	15	150
Miscellaneous Statistics	16	152

PHOTO CREDITS:

All photographs courtesy of City of Detroit – Communications and Creative Services Department.

Museum of African American History	54
Car Tune	54
The Bond Buyer's Midwest Deal of the Year Award	55
Kid's Kingdom	56
Metro Youth Day	56
Homeland Security	134
Heat the Streets Run and Walk for Warmth	135
Maryann Mahaffey	154

CITY OF DETROIT
FINANCE DEPARTMENT

1200 COLEMAN A. YOUNG MUNICIPAL CENTER
DETROIT, MICHIGAN 48226

May 13, 2006

The City of Detroit,
The Honorable Mayor Kwame M. Kilpatrick and
The Honorable City Council

The management and staff of the Finance Department is pleased to present the City of Detroit's (the "City") Comprehensive Annual Financial Report (CAFR) for the fiscal year ending June 30, 2005 along with the Independent Auditor's Report. The CAFR is prepared by the City's Finance Department in accordance with the financial reporting principles and standards of the Governmental Accounting Standards Board.

Responsibility for both the accuracy of the data and the completeness and fairness of the presentation, including all disclosures, rests with the City. Accordingly, we believe that the information, as presented, is accurate in all material respects. We also believe that the financial statement presentation accurately depicts the financial position and the results of operations as measured by the financial activity of our various funds. Finally, the notes and disclosures included provide the reader with a more comprehensive understanding of the City's financial position.

Independent Audit

The City's Charter requires the Auditor General of the City to audit the transactions of all City agencies at least once every two years. The Auditor General is appointed by the City Council for a 10-year term.

Additionally, state laws require the City to have its financial statements audited by an independent, outside auditor once every five years. However, beginning with the fiscal year 1980, the Mayor and City Council agreed to have an annual financial statement audit by an independent auditor. The independent auditor's report on the financial statements is included in the financial section of this report. The City must also comply with the requirements of the U.S. Office of Management and Budget Circular A-133, *Audits of States, Local Governments and non-profit organizations.*

CONFIDENTIAL INFORMATION
mark.angelov@arentfox.com
Detroit/15:08:2013 11:32

CITY OF DETROIT GOVERNANCE STRUCTURE

The City was incorporated in 1806, and is a home rule city under State law. The organizational structure of the City is as follows:

The Executive Branch

- The Mayor heads the executive branch. The citizens of Detroit elect the Mayor to a four-year term. The City Charter grants the Mayor broad managerial powers including the authority to appoint department directors, deputy directors, and other executive branch officials. The responsibility to implement most programs, provide services, activities, and manage day-to-day operations is delegated by the Charter to the executive branch.

The Legislative Branch

- The legislative branch is comprised of the City Council and its agencies. The nine members of City Council are also elected to a four-year term. Many significant decisions, including budget appropriations, procurement of goods and services, and certain policy matters must be approved by the City Council.

Other Agencies

- The City Clerk's Office and the Election Commission are not classified under either of the two branches mentioned above.

C-4

Background and Overview

Detroit, Michigan's largest city is located in the County of Wayne in the southeastern section of the state's lower peninsula. The City covers approximately 140 square miles and accounts for nearly half of the population of Wayne County. The City is internationally known for automotive manufacturing and trade. Detroit is located on an international waterway, which is linked via the St. Lawrence Seaway to seaports around the world.

MAJOR INITIATIVES AND ACCOMPLISHMENTS

A number of significant initiatives, outlined below, are underway in the City that will have a positive effect on the City's economic health and its ability to provide services to residents and businesses.

City of Detroit Call Centers

911

- The administration successfully opened a state of the art Computer Aided Dispatch Communications Center, which for the first time links 911 operators with Fire/EMS and Police Department Dispatchers. This new system replaced the City's 32 year-old 911 system.

One Call to City Hall

- The City developed and implemented an extensive overhaul of Detroit's 311 system. The new one stop shop for City services provides "ONE CALL TO CITY HALL", information about City programs, hours of operation or locations, and one place to call to request a service from any of the City's 42 Agencies.

Detroit Department of Administrative Hearings

- In January 2005, code violations that were formerly processed as criminal misdemeanors began to be prosecuted as civil cases by the newly created Detroit Department of Administrative Hearings (DAH). By taking such cases out of the backlogged 36th District Court and moving them to the DAH, more cases can be resolved by hearing officers who are licensed attorneys. Cases that come before the department include violations of property maintenance, zoning, solid waste, and illegal dumping ordinances.

Issuance of Pension Obligation Certificates

- **Midwest Regional Deal of the Year Award**
  On December 6, 2005, the Mayor accepted the Midwest Regional Deal of the Year Award from The Bond Buyer on behalf of the City of Detroit during an awards banquet in New York City. The City of Detroit received the award for its landmark pension obligation certificate transaction. The Detroit Retirement Systems Funding Trust 2005 issued $1,440,000,000 of taxable Pension Obligation Certificates of Participation ($640 million of taxable fixed rate, Series A and $800 million of taxable floating rate, Series B), which represents:
  - The first pension financing in the State of Michigan (state or local)
  - The largest municipal offering ever completed in City and State
  - The largest sale by a U.S. local-level government entity of taxable or tax-exempt floating rate notes in the asset-backed securities market
  - A highly intricate and creative legal, tax and credit framework
  - Protection of the City and pension systems through integrating the pension funding transaction with the funding and operational mechanisms of the pension systems.

City of Detroit Hurricane Katrina Relief Program

- On September 1, 2005, Detroit Mayor Kwame M. Kilpatrick made Detroit the first major city not adjacent to New Orleans to extend its resources to the victims of Hurricane Katrina. Working with hotels, businesses, and human service agencies throughout the region, Mayor Kilpatrick made several resources available to those who sought refuge in Detroit and the Detroit Metro Area. The City and Wayne County activated the Hurricane Katrina Evacuees Reception and Assistance Center. The Coleman A. Young International Airport Passenger Terminal became the designated site for Homeland Security and became the official location

CONFIDENTIAL INFORMATION
mark.angelov@arentfox.com
Detroit/15:08:2013 11:32

for the Reception Center. On September 14, 2005, the Reception Center opened and started processing evacuees. Over 300 evacuees were served over the first four days.

Build Detroit Program

- Build Detroit is a public information campaign that the Mayor established to coordinate, manage, and communicate construction projects throughout the City. The Build Detroit campaign is a unique partnership with the business community and the media. Build Detroit helps keep metropolitan Detroit residents informed about construction delays or detours on a weekly basis. With more than 100 projects planned for the next two years, Build Detroit has proven to be a welcome addition for residents and the media.

Department of Transportation

- The Department added 121 new buses with low floors to its fleet. The low floor feature eliminates steps and wheelchair lifts and is considered a major customer service improvement.

Detroit Water and Sewerage Department

- Continuing operational efficiencies enabled the department to hold rate increases for 2005-06 to the lowest amount in 12 years.

Recreation Department

- More than 20 parks were renovated during Summer 2005 including:
  - ***Butler Playfield and Playscape*** -- Renovations to the 5.66-acre playfield include a large new barrier-free playscape, three youth soccer fields, a ball diamond with backstop and bleachers, picnic tables, benches, trees, sidewalk, and fencing.
  - ***Fargo-Fenton Playfield*** -- Renovations to the 2 ¾ - acre playfield include two new play structures with swing sets, under which a protective rubber surfacing was installed, a new ¼ - mile walking trail, landscaping along the walking trail and throughout the park, which includes flowering shrubs and trees, new benches, and bike racks.
  - ***Peterson Playfield*** -- The 17-acre playfield, the only park of its size in the area, received $1.3 Million in renovations thanks in part to a grant award of $950,000 from the Urban Park and Recreation Recovery (UPARR) Program. Renovations include a new playground area, water spray area, walking trail, two basketball courts, six tennis courts, three softball diamonds, baseball diamond, football/soccer field, comfort station, picnic shelter, picnic tables, grills, flag pole, peace pole, parking lot, and landscaping.
  - ***Skinner Playfield*** -- Renovations to the seven-acre playfield include a new play structure with a protective rubber surfacing, football/soccer field, volleyball court, and new walking trail. Other amenities include benches and picnic tables.

- The Jayne/Lasky Baseball Family Fun Center opened. This is the City's first family entertainment complex. This unique facility offers a wide variety of fun and challenging recreation and sports activities for all ages.

Economic Development

To spur Detroit's growth and build stronger neighborhoods, the Mayor has dramatically streamlined the economic development process while forming groundbreaking partnerships with the private sector and community organizations. In just three years, the results have been impressive. The City currently has more than 7,400 housing starts in the pipeline including the unprecedented Far Eastside project, which envisions a neighborhood with 3,000 homes.

- *1001 Woodward*

  This 26-story, twin office tower, adjacent to Campus Martius, is undergoing a $20 million renovation, along with the addition of a $10 million 500-space parking structure.

- *GM Global headquarters*

  General Motors completed a $100 million hotel renovation to its global headquarters including the addition of 10,000 square feet of meeting space and improvements to the main entrance of the facility. A riverside promenade is currently under construction.

- *Downtown YMCA*

  Construction was completed on a $38 million five-story YMCA recreational facility located in the City's downtown area. The new facility houses an auditorium, a swimming pool, health and fitness center, wellness center, parking garage, and childcare center.

- *Woodward Millennium*

  A $37 million mixed-use development in the medical center area was completed last summer. The development includes 180 units of loft-style condominiums and garden-style apartments, a parking garage, and retail space.

- *St. Anne's Gate*

  This new housing development is being built in southwest Detroit near the Ambassador Bridge and consists of new single and multi-family homes. The total project cost is expected to be $41 million.

- *Tri-Centennial Village*

  A $19 million housing development is being constructed on Detroit's west side. The development will include 165 single-family homes, 85 of which will be constructed by Habitat for Humanity.

CONFIDENTIAL INFORMATION
mark.angelov@arentfox.com
Jul 17, 2013 6:2013 1 PM PDT

- *Woodward Place at Brush Park*

  Phase 1 construction of 100 town homes is complete. Construction will continue over the next three years, ultimately adding up to 700 new housing units to Brush Park. The condominiums average 1,800 square feet. The project also involves the renovation of several historic homes for residential use. The total cost of the project is $75 million.

- *Brush Park Manor*

  A 91,000 square foot senior apartment residence on 3.3 acres of land on Brush Street was recently completed. The 3-story complex consists of 113 apartments. The estimated cost of the project is $9.9 million.

- *Greyhaven Shorepoint Village*

  Greyhaven Marina Village is being constructed in phases on a 15-acre site on the Detroit River. Phase one consisted of 190 apartments and town homes overlooking the Detroit River. Phase two consists of 144 condominium units. The total cost of the development was $21 million. A third phase under development is the $25 million Shorepoint Village consisting of 57 single-family homes.

- *Woodbridge Estates*

  The $98 million project includes 247 rental units, 101 new homes, town homes, and duplex condominiums and 297 enhanced service units on a former public site. In addition, the project will include retail space and a community center. The project is being funded with both public and private funds.

- *Federal Reserve Bank*

  The 220,000 square foot $79.5 million reserve branch located northeast of downtown is expected to employ 275 workers handling check clearing, currency processing, economic analysis, and conferences. Its state-of-the-art design and equipment will allow the Detroit Branch's operations to be among the most efficient in the Federal Reserve System.

- *American Axle*

  American Axle is completing a second building phase in its $30 million research and training center complex next to its headquarters.

- *Morningstar Commons*

  Located on the City's east side, this $30 million housing development is being constructed in phases. The first phase of the development consisted of 40 new single-family homes. The second phase consisted of a 64-unit multi-family townhouse development. Currently under construction, phase three will consist of the construction of 50 new single-family homes and the rehabilitation of 10 existing single-family dwellings.

- *The PricewaterhouseCoopers Building*

  The accounting firm, PricewaterhouseCoopers, constructed a five-story, 115,000 square foot office building adjacent to the Ford Field at a cost estimated at $26 million. PricewaterhouseCoopers will occupy the first four floors of the building with the fifth floor available for lease to a future tenant. A 1,200 stall-parking garage will be constructed immediately north of the building on an adjacent parcel of land.

- *Kennedy Square Office Building*

  This $54 million project is being built on top of an existing underground garage in the downtown area. The 10-story 240,000 square foot building will offer ground floor retail space and house up to 1,000 workers. The building will be ready for occupancy in June 2006.

- *West Town Homes*

  This west side revitalization project is the first of a two-phase project. This project will create a total of 150 single-family homes. Phase I creates 33 scattered, single-family affordable homes constructed on a 40-foot frontage lots. The total development cost for Phases II and I is approximately $26 million.

- *Core City Neighborhoods*

  The project includes Core City II, a 66-unit townhouse rental project; Core City West Village, a 60 unit single-family project; and Riverside Estates, a 67-unit rental apartment complex. The projects are all financed with tax credits. Together, these projects account for more than $37 million dollars in public/private investment in the City of Detroit.

  There is another $50 million in planned commercial investment that will be located along Grand River Avenue to service residents of these housing units and the residents of the Woodbridge Historical District. The commercial portion is called Core City Town Center and has already solicited several retails outlet stores. Phases two through five will include a development of single-family, market-rate housing, consisting of approximately 170 units; a live work loft complex and specialty retail shops.

- *Circle of Life Health Care Center*

  The former Saratoga Hospital on Detroit's east side is being refurbished into the Circle of Life Health Care Center, a private 90-bed facility that would serve mentally ill adults and children. The project represents an investment of $2 million.

- *Far East Side Project*

  The project consists of an ambitious eight to 12 year strategic plan to redevelop 1,200 acres with approximately 400 building sites stretching from Jefferson Avenue to Warren Avenue and from Conner Road to Alter Road. No viable homes will be torn down: the development will grow block by block. Some of the housing will be affordable, built with large subsidies

CONFIDENTIAL INFORMATION
mark.angelov@arentfox.com
Detroit/15:08:2013 11:33

from the Michigan State Housing Development Authority and some will be market rate. In addition, retail, housing, churches, recreational facilities, public spaces, and schools are to be built in the area to complete the neighborhood.

Merchants Row

The $30-million residential transformation of eight 1910-era buildings is located on Woodward across from Campus Martius and the site of the former Hudson's department store. Once-vacant buildings are being demolished or renovated into 163 loft apartments together with restaurants, retail outlets and offices.

- *Forest Park III*

  A $7.8 million residential complex is currently under construction on Detroit's near west side. The project will include 100 senior citizen units.

Economic Considerations

The State Economy continues to rank at the bottom nationally in performance. The Bureau of Labor Statistics reports that the August 2005 unemployment rate for the nation was 4.9% while the State had a rate of 6.7% and the City's rate was close to 15%. The economy of the City is very dependent on automobile manufacturing which is undergoing a dramatic restructuring. The City is taking steps to aggressively pursue wireless communications, fuel cell technology, health technology and health care, and the entertainment industries to diversify the City's economy.

C-7

BUDGETARY INITIATIVES

To address fiscal year 2004-05 General Fund deficit of $155 million, the City's budgetary initiatives in fiscal year 2005-06 include:

- An appropriation of $101.7 million to offset the prior year deficit
- Departmental cuts (January layoffs) to reduce payroll costs – $23.5 million.
- Sales of excess Inventory – $10.0 million.
- Reduction of non essential purchases

OUR VIEW OF THE FUTURE

Financial position is one of the key indicators of an organization's strength. While financial statements are an objective measure of the strength of the City, there are other factors, which taken together, provide the framework for our view of the City.

Since taking office in 2002, Kwame M. Kilpatrick has led tremendous growth in the City including the biggest housing and commercial construction boom in 50 years, the largest road and infrastructure improvement program in decades, and a $2-billion overhaul of Detroit's riverfront. After decades of decline, Detroit is experiencing a revival thanks to Mayor Kilpatrick's leadership that has been recognized by media including the New York Times, USA Today, the Los Angeles Times, and the Financial Times of London.

- **Certificate of Achievement for Excellence in Financial Reporting**

The City is pleased that the Government Finance Officers Association (GFOA) recognized Detroit with the prestigious award for excellence in financial reporting for our 2003-04 CAFR.

This is the third consecutive year that the City has achieved this award. In order to be awarded a Certificate of Achievement, a government must publish a well-organized and easily understandable CAFR in accordance with Generally Accepted Accounting Principles (GAAP). A certificate is valid for a period of one year only.

We believe our current CAFR continues to meet the Certificate of Achievement Program requirements, and we are submitting it to the GFOA to determine eligibility for another certificate.

ACKNOWLEDGEMENTS

I wish to express my appreciation to the entire staff of all accountants and fiscal staff within the City of Detroit, the City's Finance Department, and the fiscal staff at each of our component units whose professionalism, dedication and efficiency contributed to the preparation of this report. Also, thanks to the Mayor's Office, members of City Council and the Auditor General for their interest and support in planning and conducting the City's financial affairs.

Respectfully submitted,

Roger Short, CPA
Interim Chief Financial Officer/Finance Director

CONFIDENTIAL INFORMATION
mark.angelov@arentfox.com
Detroit 15:08:2013 11:32

Certificate of Achievement for Excellence in Financial Reporting

Presented to

City of Detroit, Michigan

For its Comprehensive Annual Financial Report for the Fiscal Year Ended June 30, 2004

A Certificate of Achievement for Excellence in Financial Reporting is presented by the Government Finance Officers Association of the United States and Canada to government units and public employee retirement systems whose comprehensive annual financial reports (CAFRs) achieve the highest standards in government accounting and financial reporting.

President

Executive Director

LOREN E. MONROE, CPA, JD
AUDITOR GENERAL
CITY OF DETROIT

OFFICE OF THE AUDITOR GENERAL
2 WOODWARD AVE, ROOM 208
DETROIT, MICHIGAN 48226
PHONE 313.224.3101
FAX 313.224.4091

AUDITOR GENERAL'S LETTER

May 13, 2006

The Honorable Mayor Kwame M. Kilpatrick
and Members of the City Council
City of Detroit, Michigan

The basic financial statements included in the City's Comprehensive Annual Financial report for the fiscal year ended June 30, 2005, were audited by KPMG LLP, and Alan C. Young Associates, P.C., under contract with the City of Detroit, Auditor General. The audit of these financial statements and the resulting Auditors' opinion satisfies the requirements of the City Charter under Section 4-205.

Based on the results of their audit, KPMG LLP has issued their report on the aforementioned financial statements, dated May 13, 2006.

Respectfully,

Loren E. Monroe
Auditor General

CONFIDENTIAL INFORMATION
mark.angelov@arentfox.com
Detroit/15:08:2013 11:32

PRINCIPAL OFFICIALS
Of The
CITY OF DETROIT, MICHIGAN

Executive
(Elected)

Mayor
KWAME M. KILPATRICK

Legislative
(Elected)
City Council

KENNETH V. COCKREL, JR.
President

MONICA CONYERS
President Pro Tem

SHEILA M. COCKREL

BARBARA-ROSE COLLINS

BRENDA JONES

KWAME KENYATTA

PRINCIPAL OFFICIALS
Of The
CITY OF DETROIT, MICHIGAN

MARTHA REEVES

ALBERTA TINSLEY-TALABI

JOANN WATSON

City Clerk
JANICE WINFREY

Other Executive Officials
(Appointed)

ANTHONY ADAMS, ESQ.
Deputy Mayor

ROGER SHORT
Interim Finance Director

MIKE D. BRIDGES, CPA
Chief Accounting Officer

CONFIDENTIAL INFORMATION
mark.angelov@arentfox.com
Detroit 1/15:08:2013 11:32

CITY OF DETROIT ORGANIZATION CHART

June 30, 2005

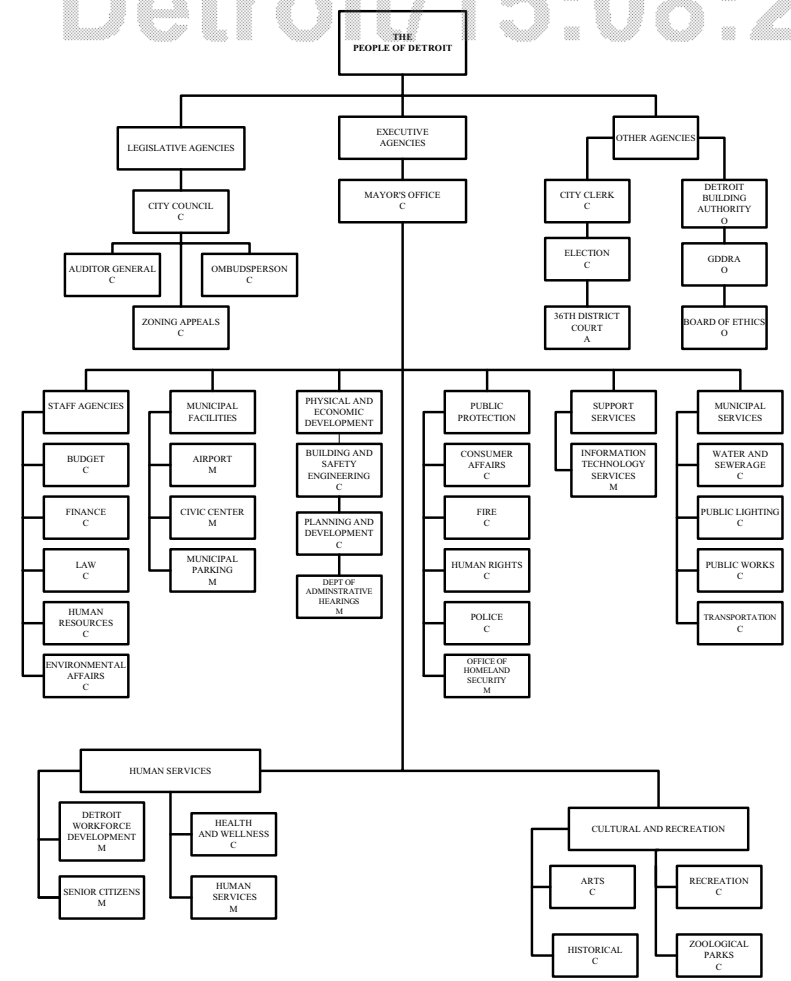

ESTABLISHED UNDER:
A- STATE ACT
C- CITY CHARTER
M- MAYOR'S EXECUTIVE ORGANIZATION PLAN
O- CITY ORDINANCE

I-14

F I N A N C I A L

The Financial Section contains:

Independent Auditors' Report
Management's Discussion and Analysis
Basic Financial Statements
Notes to Basic Financial Statements
Required Supplementary Information

CONFIDENTIAL INFORMATION
mark.angelov@arentfox.com
Detroit/15:08:2013 11:32

INDEPENDENT

AUDITORS'

REPORT

City of Detroit, Michigan
COMPREHENSIVE ANNUAL FINANCIAL REPORT
FOR THE YEAR ENDED JUNE 30, 2005

THIS PAGE LEFT BLANK INTENTIONALLY

CONFIDENTIAL INFORMATION
mark.angelov@arentfox.com
Detroit/15:08:2013 11:32

KPMG LLP
Suite 1200
150 West Jefferson
Detroit, MI 48226-4429

Independent Auditors' Report

To the Honorable Mayor Kwame Kilpatrick
and Members of the City Council
City of Detroit, Michigan:

We have audited the accompanying financial statements of the governmental activities, the business-type activities, the aggregate discretely presented component units, each major fund, and the aggregate remaining fund information of the City of Detroit, Michigan (the City) as of and for the year ended June 30, 2005, which collectively comprise the City's basic financial statements, as listed in the table of contents. These financial statements are the responsibility of the City's management. Our responsibility is to express opinions on these financial statements based on our audit. We did not audit the financial statements of the School District of the City of Detroit, the Downtown Development Authority, the Economic Development Corporation, the Museum of African American History, the Detroit Transportation Corporation, the Detroit Housing Commission, and the Greater Detroit Resource Recovery Authority, which represent 96.9% and 96.6%, respectively, of the assets and revenues of the discretely presented component units. We also did not audit the financial statements of the Retirement Systems, which represent 95.1% and 36.7%, respectively, of the assets and expenses/expenditures/deductions of the aggregate remaining fund information. Those financial statements were audited by other auditors whose reports thereon have been furnished to us, and our opinions, insofar as they relate to the amounts included for the aggregate discretely presented component units and the aggregate remaining fund information, are based on the reports of the other auditors.

Except as discussed in the following paragraph, we conducted our audit in accordance with auditing standards generally accepted in the United States of America and the standards applicable to financial audits contained in *Government Auditing Standards*, issued by the Comptroller General of the United States. Those standards require that we plan and perform the audit to obtain reasonable assurance about whether the financial statements are free of material misstatement. An audit includes consideration of internal control over financial reporting as a basis for designing audit procedures that are appropriate in the circumstances, but not for the purpose of expressing an opinion on the effectiveness of the City's internal control over financial reporting. Accordingly, we express no such opinion. An audit also includes examining, on a test basis, evidence supporting the amounts and disclosures in the financial statements, assessing the accounting principles used and the significant estimates made by management, as well as evaluating the overall financial statement presentation. We believe that our audit and the reports of other auditors provide a reasonable basis for our opinions.

The financial statements of the Detroit Housing Commission Component Unit (Housing) have not been audited, and we were not engaged to audit Housing's financial statements as part of our audit of the City's basic financial statements. Housing's financial activities are included in the City's financial statements as a discretely presented component unit and represent 3.1%, 37.8%, and 1.2% of the assets, net assets, and revenues, respectively, of the City's aggregate discretely presented component units.

KPMG LLP, a U.S. limited liability partnership, is the U.S. member firm of KPMG International, a Swiss cooperative.

In our opinion, based on our audit and the reports of other auditors, except for the effects of such adjustments, if any, as might have been determined to be necessary had Housing's financial statements been audited, the financial statements referred to above present fairly, in all material respects, the financial position of the aggregate discretely presented component units for City of Detroit, Michigan as of June 30, 2005, and the changes in financial position thereof for the year then ended, in conformity with U.S. generally accepted accounting principles.

In addition, in our opinion, based on our audit and the reports of other auditors, the financial statements referred to above present fairly, in all material respects, the respective financial position of the governmental activities, the business-type activities, each major fund, and the aggregate remaining fund information of the City of Detroit, Michigan as of June 30, 2005, and the respective changes in financial position and, where applicable, cash flows thereof for the year then ended, in conformity with U.S. generally accepted accounting principles.

In accordance with *Government Auditing Standards*, we have also issued our report dated May 13, 2006 on our consideration of the City's internal control over financial reporting and on our tests of its compliance with certain provisions of laws, regulations, contracts, and grant agreements and other matters. The purpose of that report is to describe the scope of our testing of internal control over financial reporting and compliance and the results of that testing, and not to provide an opinion on the internal control over financial reporting or on compliance. That report is an integral part of an audit performed in accordance with *Government Auditing Standards* and should be considered in assessing the results of our audit.

The Management's Discussion and Analysis on pages 7 through 26, the budgetary comparison information on pages 113 through 115, and the schedules of employer contributions and the schedules of funding progress on page 117 are not a required part of the basic financial statements, but are supplementary information required by U.S. generally accepted accounting principles. We and the other auditors have applied certain limited procedures, which consisted principally of inquiries of management regarding the methods of measurement and presentation of the required supplementary information. However, we did not audit the information and express no opinion on it.

Our audit was conducted for the purpose of forming opinions on the financial statements that collectively comprise the City of Detroit's basic financial statements. The introductory section, combining nonmajor fund financial statements, and statistical section are presented for purposes of additional analysis and are not a required part of the basic financial statements. The combining nonmajor fund financial statements have been subjected to the auditing procedures applied by us and the other auditors in the audit of the basic financial statements and, in our opinion, based on our audit and the reports of other auditors, are fairly stated in all material respects in relation to the basic financial statements taken as a whole. The introductory and statistical sections have not been subjected to the auditing procedures applied by us and other auditors in the audit of the basic financial statements, and accordingly, we express no opinion on them.

KPMG LLP

Detroit, Michigan
May 13, 2006

CONFIDENTIAL INFORMATION
mark.angelov@arentfox.com
Detroit/15:08:2013 11:32

MANAGEMENT'S DISCUSSION AND ANALYSIS (MD & A)

City of Detroit, Michigan
COMPREHENSIVE ANNUAL FINANCIAL REPORT
FOR THE YEAR ENDED JUNE 30, 2005

THIS PAGE LEFT BLANK INTENTIONALLY

CONFIDENTIAL INFORMATION
mark.angelov@arentfox.com
Date: 11/15/2013 11:32

As management of the City of Detroit, Michigan (City) we offer readers of the City's Comprehensive Annual Financial Report (CAFR) this narrative overview and analysis of the financial activities of the City for the fiscal year ended June 30, 2005. We encourage the readers to consider the information presented here in conjunction with information that we have furnished in our letter of transmittal, contained within this report.

FISCAL 2005 FINANCIAL HIGHLIGHTS

- The assets of the City, in the government-wide financial statements, exceeded its liabilities at June 30, 2005 by $1.6 billion (*net assets*). Of this amount, $306 million is an unrestricted deficit, while $1.6 billion is invested in capital assets, net of related debt and $318 million is restricted for specific purposes.
- The City's total net assets decreased by $114 million over the previous year's net asset of $1.7 billion.
- The City's total governmental activities' assets increased by $1.2 billion since June 30, 2004 to $3.1 billion at June 30, 2005, due mainly from the net pension asset created from the issuance of $1.4 billion of pension obligation certificates (POCs) and the subsequent contribution to the pension systems. The City's increase in liabilities from $1.8 billion at June 30, 2004, to $3.2 billion at June 30, 2005, occurred mostly from the issuance of the $1.4 billion pension obligation certificates.
- The General Fund Revenues and Other Financing Sources, in the fund financial statements, available for general governmental operations during 2005 were $1.6 billion, a decrease of $2.6 million (0.16 percent) from 2004.
- The General Fund, also in the fund financial statements, ended 2005 with a total fund deficit of $33.6 million. Total Fund Balance decreased from 2004 primarily because Expenditures and Other Financing Uses exceeded Revenues and Other Financing Sources by $87 million. Fund Balance at June 30, 2005 of $122 million was reserved for commitments. Unreserved Fund Balance was $155 million deficit at June 30, 2005, compared to a $95 million deficit at the end of 2004.
- The City's general obligation bonds and notes outstanding increased by $776 million during the current fiscal year. The key factor in this increase was the issuance of additional general obligation bonds to fund the City's capital plan.

OVERVIEW OF THE FINANCIAL STATEMENTS

This discussion and analysis is intended to serve as an introduction to the City's basic financial statements, which include the following components: 1) government-wide financial statements, 2) fund financial statements, and 3) notes to the basic financial statements. This report also contains other supplementary information in addition to the basic financial statements. These components are described below:

Government-wide Financial Statements

The *government-wide financial statements* are designed to provide readers with a broad overview of the City's finances, using accounting methods similar to those used by private-sector companies. The statements provide both short-term and long-term information about the City's financial position, which assists in assessing the City's economic condition at the end of the fiscal year. These financial statements are prepared using the flow of economic resources measurement focus and the accrual basis of accounting, similar to that used by most businesses. They take into account all revenues and expenses connected with the fiscal year even if cash involved has not been received or paid. The government-wide financial statements include two statements:

- *The statement of net assets* - presents information on all of the City's assets and liabilities, with the difference between the two reported as *net assets*. Over time, increases or decreases in net assets may serve as a useful indicator of whether the financial position of the City is improving or deteriorating.
- *The statement of activities* - presents information showing how the City's net assets changed during each fiscal year. All changes in net assets are reported as soon as the underlying event giving rise to the change occurs*, regardless of the timing of the related cash flows*. Thus, revenues and expenses are reported in this statement for some items that will only result in cash flows in future fiscal periods (for example, uncollected taxes and earned but unused vacation). This statement also presents a comparison between direct expenses and program revenues for each major function of the City.

CONFIDENTIAL INFORMATION
mark.angelov@arentfox.com
Detroit/15:08:2013 11:32

Both of the government-wide financial statements distinguish functions of the City that are principally supported by taxes and intergovernmental revenues (*governmental activities*) from other functions that are intended to recover a significant portion of their costs through user fees and charges (*business-type activities*). The governmental activities of the City include public protection, health, recreation and culture, education development, economic development, housing supply and conditions, physical environment, transportation and development and management functions. The business-type activities of the City include an airport, automobile parking, water and sewage disposal operations, and transportation.

The government-wide financial statements reflect not only the activities of the City itself (known as the primary government), but also legally separate organizations and agencies for which the City is financially accountable. Financial information for these component units is reported separately from the financial information presented for the primary government.

The government-wide financial statements can be found immediately following this management's discussion and analysis.

Fund Financial Statements

A fund is a grouping of related accounts that is used to maintain control over resources that have been segregated for specific activities or objectives. The City, like other state and local governments, uses fund accounting to ensure and demonstrate compliance with finance-related legal requirements. All of the funds of the City can be divided into three categories: *governmental funds*, *proprietary funds*, and *fiduciary* funds.

Governmental funds

Governmental funds are used to account for essentially the same functions reported as *governmental activities* in the government-wide financial statements. However, unlike the government-wide financial statements, governmental fund financial statements focus on *near-term inflows and outflows of spendable resources*, as well as on *balances of spendable resources* available at the end of a fiscal year. Such information may be useful in evaluating a government's near-term financing requirements.

Because the focus of governmental funds is narrower than that of the government-wide financial statements, it is useful to compare the information presented for governmental funds with similar information presented for *governmental activities* in the government-wide financial statements. By doing so, readers may better understand the long-term impact of the government's near-term financing decisions. Both the governmental fund balance sheet and the governmental fund statement of revenues, expenditures, and changes in fund balances provide reconciliation to facilitate the comparison between *governmental funds and governmental activities*.

The City maintains several individual governmental funds organized according to their type (special revenue, debt service, capital projects, and permanent funds). Information for three funds that qualify as major is presented separately in the governmental fund statement of revenues, expenditures, and changes in fund balances. The three major governmental funds are as follows: the General Fund, the General Retirement System Service Corporation, and the Police and Fire Retirement System Service Corporation. Data from the remaining governmental funds are combined into a single, aggregated presentation. Individual fund data for each of the non-major governmental funds is provided in the form of combining statements elsewhere in this report.

The City adopts an annual appropriation budget for its general fund. A budgetary comparison statement has been provided for the General Fund to demonstrate compliance with this budget.

The basic governmental fund financial statements can be found immediately following the government-wide statements.

Proprietary funds

These funds are generally used to show activities that operate more like those of commercial enterprises. Because these funds charge user fees for services provided to outside customers including local governments, they are known as enterprise funds. Proprietary funds, like government-wide statements, use the accrual basis of accounting and provide both long and short-term financial information. There is no reconciliation needed between the government-wide financial statements for business-type activities and the proprietary fund financial statements. The City uses five enterprise funds to account for its water, sewer, transportation, parking, and airport operations.

Proprietary funds provide the same type of information as the government-wide financial statements, but provide more detail. The proprietary fund financial statements provide separate information for the Water Fund, Sewage Disposal Fund, Transportation Fund, Automobile Parking Fund and Airport Fund.

The basic proprietary fund financial statements can be found immediately following the governmental fund financial statements.

Fiduciary funds

Fiduciary funds are used to account for resources held for the benefit of parties outside of primary government. The City is trustee, or fiduciary, for its employees' pension plans. It is responsible for other assets that, because of a trust arrangement can be used only for the trust beneficiaries. The City also uses fiduciary funds to account for transactions for assets held

CONFIDENTIAL INFORMATION
mark.angelov@arentfox.com
08/08/2013 11:32

by the City as agent for various entities. The City is responsible for ensuring that the assets reported in these funds are used for their intended purposes. Fiduciary funds are *not* reflected in the government-wide financial statements because the resources of those funds are not available to support the City's own programs. All of the City's fiduciary activities are reported in a separate statement of fiduciary net assets and a statement of changes in fiduciary net assets. The accounting used for fiduciary funds is much like that used for proprietary funds.

Notes to the Basic Financial Statements

The notes provide additional information that is essential to a full understanding of data provided in the government-wide and fund financial statements. The notes to the basic financial statements can be found immediately following the fiduciary fund financial statements.

Additional Information

The combining statements, which include nonmajor funds, for governmental and trust and agency funds are presented immediately following the notes to the financial statements.

FINANCIAL ANALYSIS OF THE CITY AS A WHOLE

Net assets

As noted earlier, net assets may serve over time as a useful indicator of a government's financial position. In the case of the City, assets exceeded liabilities by $1.6 billion at June 30, 2005.

By far the largest portion of the City's net assets reflects its investment in capital assets (land, buildings, roads, bridges, etc.), less any related debt used to acquire those assets that is still outstanding which is $1.6 billion. The City uses these capital assets to provide services to citizens; consequently, these assets are not available for future spending. Although the City's investment in its capital assets is reported net of related debt, it should be noted that the resources needed to repay this debt must be provided from other sources, since the capital assets themselves cannot be used to liquidate these liabilities.

An additional portion of the City's net assets in the amount of $318 million represent resources that are subject to external restrictions on how they may be used.

City of Detroit, Michigan
Summary of Net Assets
(in thousands of dollars)

	Governmental Activities		Business-type Activities		Total	
	2005	2004	2005	2004	2005	2004
Assets:						
Current and other assets	$ 1,792,486	$ 781,052	$ 1,797,712	$ 1,384,886	$ 3,590,198	$ 2,165,938
Capital assets	1,403,043	1,194,050	5,105,722	4,593,455	6,508,765	5,787,505
Total assets	3,195,529	1,975,102	6,903,434	5,978,341	10,098,963	7,953,443
Liabilities:						
Other liabilities	671,375	481,145	329,035	354,373	1,000,410	943,659
Long-term liabilities	2,517,648	1,300,807	4,955,407	4,077,927	7,473,055	5,270,593
Total liabilities	3,189,023	1,781,952	5,284,442	4,432,300	8,473,465	6,214,252
Net assets:						
Invested in capital assets, net of related debt	562,312	423,119	1,050,443	1,063,418	1,612,755	1,486,537
Restricted	30,488	85,250	287,779	199,037	318,268	284,287
Unrestricted	(586,294)	(315,219)	280,770	283,586	(305,524)	(31,633)
Total net assets	$ 6,506	$ 193,150	$ 1,618,992	$ 1,546,041	$ 1,625,498	$ 1,739,191

CONFIDENTIAL INFORMATION
mark.angelov@arentfox.com
Detroit/15:08:2013 11:32

City of Detroit, Michigan
Changes in Net Assets
Years Ended June 30
(in thousands of dollars)

	Governmental Activities		Business-type Activities		Total	
	2005	2004	2005	2004	2005	2004
Revenues:						
Program Revenues:						
Charges for Services	$ 407,969	$ 318,536	$ 486,073	$ 464,344	$ 894,042	$ 782,880
Operating Grants and Contributions	246,249	315,322	88,111	89,345	334,360	404,667
Capital Grants and Contributions	135,505	115,529	15,081	33,759	150,586	149,288
General Revenues:						
Property Taxes	239,508	253,881	-	-	239,508	253,881
Municipal Income Tax	282,502	290,615	-	-	282,502	290,615
Utility User Tax	52,940	47,423	-	-	52,940	47,423
Wagering Tax	137,970	116,146	-	-	137,970	116,146
Hotel and Liquor Tax	16,311	16,217	-	-	16,311	16,217
Shared Taxes	282,914	286,479	-	-	282,914	286,479
Other Local Taxes	11,713	18,118	-	-	11,713	18,118
Investment Earnings	14,465	4,500	22,809	12,516	37,274	17,016
Miscellaneous	6,432	13,173	(6,850)	3,813	(418)	16,986
Total Revenues	1,834,478	1,795,939	605,224	603,777	2,439,702	2,399,716
Expenses:						
Public Protection	876,157	755,816	-	-	876,157	755,816
Health	170,040	172,602	-	-	170,040	172,602
Education	73,771	95.655	-	-	73,771	95,655
Recreation and Culture	75,145	82,149	-	-	75,145	82,149
Economic Development	114,865	102,680	-	-	114,865	102,680
Transportation	46,272	49,858	-	-	46,272	49,858
Housing Supply and Conditions	17,981	21,190	-	-	17,981	21,190
Physical Environment	277,306	267,233	-	-	277,306	267,233
Development and Management	214,747	350,970	-	-	214,747	350,970
Interest on Long-term Debt	65,253	58,080	-	-	65,253	58,080
Sewage Disposal	-	-	192,421	186,980	192,421	186,980
Transportation	-	-	204,914	206,320	204,914	206,320
Water	-	-	195,086	198,120	195,086	198,120
Automobile Parking	-	-	26,296	21,991	26,296	21,991
Airport	-	-	3,141	4,031	3,141	4,031
Total Expenses	1,931,537	1,956,233	621,858	617,442	2,553,395	2,573,675
Decrease in Net Assets before Transfers	(97,059)	(160,294)	(16,634)	(13,665)	(113,693)	(173,960)
Transfers	(89,585)	(77,108)	89,585	77,108	-	-
Change in Net Assets	(186,644)	(237,402)	72,951	63,443	(113,693)	(173,960)
Net Assets, July 1	193,150	430,522	1,546,041	1,482,592	1,739,190	1,913,150
Net Assets, June 30	$ 6,506	$ 193,150	$ 1,618,992	$ 1,546,041	$ 1,625,497	$ 1,739,190

Governmental Activities

Net assets of the City's governmental activities decreased $187 (97%) to reflect a balance of $6 million. A significant portion of those net assets are either restricted as to the purpose they can be used for or they are invested in capital assets (buildings, roads, bridges, etc.). Consequently, unrestricted net assets showed a $586 million deficit at the end of this fiscal year.

The deficit is the result of having long-term commitments that are greater than currently available resources. Specifically, in accordance with its budgetary policies, the City did not include in past annual budgets the full amounts needed to finance future liabilities arising from, long term commitments. The City will include these amounts in future years' budgets as they come due.

Over 40 % of the City's revenue comes from taxes. Total taxes decreased by 0.5 %. Total taxes include a decrease in property taxes of $14 million (6 % percent) is primarily due to a flat property tax growth coupled with population decline. Wagering taxes increased by $22 million (19 %) due to enactment of State of Michigan House Bill 4612 and an increase in activity. The bill was effective September 1, 2004. The bill raised the tax on Detroit's three casinos adjusted gross receipts received to 24 percent from 18 percent. The new additional tax of 6 percent generated roughly $75 million per year of which one-third is earmarked for the City. Thus, the City's share was $25 million.

Federal and State grants vary from year to year depending primarily on the level of spending for programs, construction, and other projects.

Expenses for governmental activities in 2005 were $1.9 billion. This reflects a decrease of $24 million (1.22 %) over 2004. Public protection (police and fire protection) was the largest component of current expenses, accounting for 45 % of total expenses. Public protection expenses increased $120 million (16 %) over 2004 due to increased payouts for litigation, workmans compensation and rising health expenses for retired police and fire employees. Development and Management decreased $136 million (39%) below 2004 as a result of cost reductions and restructuring of related services.

Revenues for governmental activities were $1.8 billion.

- The amount that taxpayers paid for these activities through City taxes was only $729 million. Other funding for governmental activities was provided from the following sources:
  - User fees were paid by those who directly benefited from certain programs ($408 million),
  - Other governments and organizations subsidized certain programs with grants and contributions ($382 million).
  - Other revenues such as state aid, interest, and miscellaneous income funded the "public benefit" portion of various programs ($315 million)

CONFIDENTIAL INFORMATION
mark.angelov@arentfox.com
Detroit/15:08:2013 11:32

Expenses by Function Type - Governmental Activities

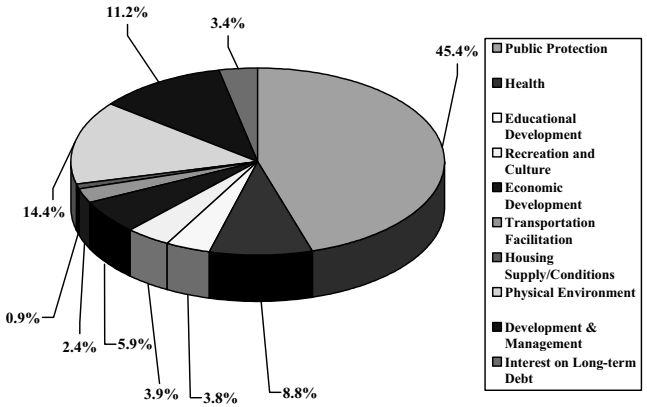

Revenues by Source - Governmental Actvities

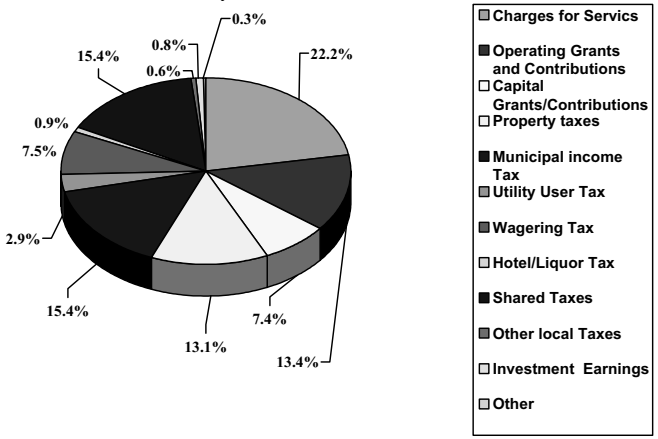

Business-type Activities

Total revenues of the City's business-type activities increased by $1.4 million in 2005 generally due to higher charges for services revenue.

- The Sewage Disposal Fund's operating revenues for 2005 increased by 8.2 % due to an increase in sewage rates. Offsetting the increase in sewer rates was a reclass for this year's bad debt expense, which was charged directly against gross service revenue. However, net sewer revenue still increased over the previous year.
- The Transportation Fund's operating revenues decreased by 7.6 % during fiscal year 2005. Capital contributions in 2005 decreased by 75.8% due to a significant decrease in projects planned for 2004-2005.
- The Water Fund's operating revenues for 2005 increased by 6.4 % due to an increase in water rates. More than offsetting the increase in water rates was reclass for this year's bad debt expense, which was charged directly against gross service revenue.
- The Automobile Parking Fund's operating revenues for 2005 decreased 30 % due to garages not being filled to capacity. Also, the Detroit Red Wings (the local National Hockey League team) did not play during the 2005 season because of the players strike which significantly reduced utilization of municipal parking facilities. Operating expenses in 2005 increased by 22.5 % due to an increase in operating expenses (i.e., expenses associated with salaries and benefits, and contractual services) and depreciation.
- The Coleman A. Young Municipal Airport's operating revenues for 2005 increased 21.4%. Operating expenses in 2005 increased by 22 % percent due to an increase in personnel and related fringe benefits, materials, supplies, and other expenses, and depreciation.

CONFIDENTIAL INFORMATION
mark.angelov@arentfox.com
Detroit/15:08:2013 11:32

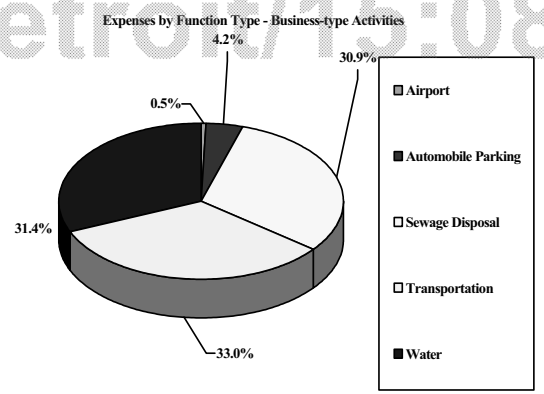

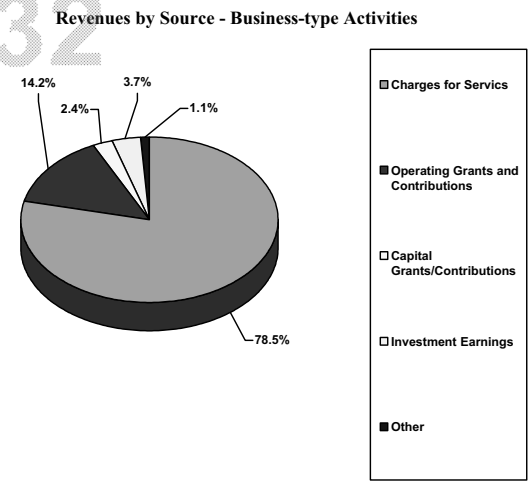

FINANCIAL ANALYSIS OF THE CITY'S FUNDS

As noted earlier, the City uses fund accounting to ensure and demonstrate compliance with finance-related legal requirements.

Governmental Funds

The focus of the City's *governmental funds* is to provide information on near-term inflows, outflows, and balances of spendable resources. Such information is useful in assessing the City's financing requirements. In particular, *unreserved fund balance* may serve as a useful measure of a government's net resources available for spending at the end of the fiscal year.

At June 30, 2005, the City's governmental funds reported combined ending fund balances of $275 million, a decrease of $113 million in comparison with the prior year. The combined fund balance includes an *unreserved fund deficit* of $78 million. The remainder of fund balance is reserved to indicate that it is not available for spending because it has already been committed 1) to liquidate contracts and purchase orders of the prior period ($49 million), 2)

CONFIDENTIAL INFORMATION
mark.angelov@arentfox.com
Detroit/15:08:2013 11:32

to pay debt service ($52 million) and 3) for a variety of other restricted purposes ($252 million).

The General Fund is the chief operating fund of the City. At the end of the current fiscal year, the unreserved fund balance was a $155 million deficit with a combined (reserved and unreserved) total fund deficit of $33 million.

The fund deficit of the City's General Fund increased by $103 million during the current year due to Expenditures and Other Financing Uses exceeded Revenues and Other Financing Sources by $87 million. As a result of the City's population decline and economic downturn cut into the City's two primary revenue sources: 1) income taxes and 2) state revenue sharing funds are directly connected to the health of the economy. Also, the City continues to experience rising health care costs and pension costs.

With the issuance of the POCs this fiscal year, two Special Revenue Funds, the Detroit General Retirement System Service Corp. (DGRS) and the Detroit Police and Fire Retirement System Service Corp. (DPFRS), were created to account for the proceeds and service payments related to the issuance of the POCs. The DGRS has a total fund balance of $36.2 million, of which $23.8 million is reserved for advances and $12.4 million is reserved for debt service. The DPFRS has a total fund balance of $10.6 million, which is reserved, for debt service.

The Other Governmental Funds has a total fund balance of $262 million, of which $185 million is reserved for advances, inventory, encumbrances, endowments and trusts, debt service, and capital projects, while there was an unreserved, undesignated balance of $77 million.

C-20

Changes in fund balance

The City's governmental fund revenues (excluding other financing sources) decreased by 1.4 percent or $27 million.

Proprietary funds

The City's proprietary funds provide the same type of information found in the government-wide financial statements, but in more detail.

Unrestricted net assets of the Sewage Disposal, Transportation, Water, Automobile Parking, and Coleman A. Young Municipal Airport Funds at the end of the year amounted to $1.6 billion. The total increase in unrestricted net assets related to the $1 billion of net assets invested in capital assets, net of related debt and the $288 million of net assets restricted is primarily due to assets being reserved for debt service and a transfer in of governmental-type activities of $89 million to business-type activities. Other factors concerning the finances of these five funds have already been addressed in the discussion of the City's business-type activities.

General Fund Budgetary Highlights

The City's 2005 General Fund Budget is $1.7 billion. The budget reflects an increase of $98 million (6%) over the 2004 Budget. The City's 2005 General Fund Budget contains no additions or material changes to existing taxes and fees and was approved by the City Council in June 2004.

The General Fund revenues and expenditures in 2005 ended the current year with an unreserved fund balance deficit of $155 million, which is a $60 million increase (63%) over 2004. Within the 2005-2006 adopted budget, the City Council appropriated $101 million for the prior year deficit.

During the year, the estimated revenues in the budget exceeded actual revenues and other resources by $216.2 million. The majority of this amount is attributable to actual property taxes, municipal income tax, grant revenues, sales and charges for services, and sale of real property being somewhat less than the final budgets. However, expenditures were less than budgeted estimates. Budgeted expenditures were approximately $1.7 billion but actual expenditures were $1.5 billion, a favorable variance of $200 million.

Differences between the original budget and the final amended budget consisted of a total net increase in estimated revenues of $161.4 million and a total net increase in appropriations of $238.7 million. The difference was offset by a total net increase in Other Financing Sources and Uses of $77 million.

A major reason for the increase in estimated revenues can be briefly summarized as follows:

- $133.2 million increase in grants (Federal, State and other)
- $10.9 million increase in sales and charges for services

Some major reasons for the increase in appropriations can be briefly summarized as follows:

- $68.5 million in increases for the Police department
- $53 million in increases for the Health department
- $84.8 million in increases for Sale of General Obligation Bonds

CAPITAL ASSETS AND DEBT ADMINISTRATION

Capital Assets

The City's capital assets for its governmental and business-type activities as of June 30, 2005 amount to $6.5 billion (net of accumulated depreciation). These capital assets include land,

CONFIDENTIAL INFORMATION
mark.angelov@arentfox.com
Detroit/15:08:2013 11:32

buildings and improvements, machinery and equipment, vehicles, park facilities, roads, streets, and bridges.

Major capital projects during the current fiscal year included the following:

- The Recreation department expended $17 million on capital activities for the construction and improvement of parks, playgrounds, and recreation facilities.
- The Department of Public Works expended $66 million on capital activities for road paving and resurfacing including the modernization of traffic signals.
- The Police Department expended $30 million on capital activities for construction of communication center, acquisition of electronic equipment and software, renovation of precincts, and the purchase of police vehicles.
- The Detroit Institute of Arts expended $35 million on capital activities for expansion and renovation.
- The City expended $25 million to acquire land for the waterfront redevelopment and the casino development project.
- The Fire Department expended $19 million on capital activities to acquire fire trucks and renovate fire stations.
- The Transportation Department expended $32 million on capital activities to acquire 102 buses through a capital lease purchase.

City of Detroit, Michigan
Capital Assets (net of depreciation)
(in thousands of dollars)

	Governmental Activities		Business-type Activities		Total	
	2005	2004	2005	2004	2005	2004
Land and Land Rights	$ 383,014	$ 355,512	$ 36,702	$ 36,702	$ 419,716	$ 392,214
Land Improvements	-	-	47,747	43,371	47,747	43,371
Building and Structures	506,428	434,835	1,539,650	1,058,727	2,046,078	1,493,562
Sewer and water lines	-	-	900,236	879,131	900,236	879,131
Machinery, Equipment, Fixtures and Vehicles	91,775	80,405	937,817	681,482	1,029,592	761,887
Works of Art	29,788	29,788	-	-	29,788	29,788
Infrastructure	185,041	140,403	-	-	185,041	140,403
Construction-in-Progress	206,997	153,107	1,643,568	1,894,041	1,850,565	2,047,148
Total	$ 1,403,043	$ 1,194,050	$ 5,105,722	$ 4,593,454	$ 6,508,765	$ 5,787,504

Information on the City's capital assets can be found in Note III A 7 to the basic financial statements.

Debt

At the end of the current fiscal year, the City had total long-term obligations of $ 7.4 billion outstanding. Of this amount, $931 million are general obligation bonds backed by the full faith and credit of the City and $ 5.7 billion are revenue bonds, commercial paper, loans, and other obligations of the City's business enterprises. The remainder includes other types of long-term obligations.

In August 2004, the City issued $41.3 million of General Obligation Unlimited Tax Bonds for capital improvements to various General City Agencies. Approximately $70.4 million in refunding bonds were issued to refund prior debt. The bonds mature beginning April 1, 2009 with an average yield of 4.22 percent.

In August 2004, the City issued $62.2 million of Self-Insurance Bonds Limited Tax to fund payment of claims. The bonds mature beginning April 1, 2009 with an average yield of 4 percent.

In January 2005, the City issued $81 million in General Obligation Unlimited Tax Refunding Bonds to refinance prior debt. The bonds mature beginning April 1, 2006 with an average yield of 4 percent.

In June 2005, the City issued $87 million of Capital Improvement Limited Tax Bonds to acquire, construct, and equip several 800 MHz radio frequency towers and related communication facilities. In addition, $11.8 million in refunding bonds were issued to

CONFIDENTIAL INFORMATION
mark.angelov@arentfox.com
Detroit/15:08:2013 11:32

refinance prior debt. The bonds mature beginning April 1, 2006 with an average yield of 4.11 percent.

In June 2005, the Detroit Retirement System Funding Trust (DRSFT) issued $1,440,0000 ($640 million of taxable fixed rate, Series A and $800 million of taxable floating rate, Series B) of taxable Pension Obligation Certificates of Participation (POCs). The Trust was created by the General Retirement System Service Corporation (GRSSC) and the Police and Fire Retirement System Service Corporation (PFRSSC), both blended component units of the City. The City entered into service contracts with the GRSSC and the PFRSSC to facilitate the transaction. The POCs represent undivided proportionate interests in the rights to receive the payments from the City under its service contracts with the GRSSC and the PFRSSC.

The POCs were issued for the purpose of providing money to pay down certain unfunded accrued actuarial liabilities (UAAL) of each Retirement System of the City of Detroit: 1) the General Retirement System (GRS) and 2) the Police & Fire Retirement System (PFRS). The UAAL is a liability of the City of Detroit (COD) for past services rendered by its employees that must be paid. Michigan State Law and the Michigan Constitution require the city to annually pay down a portion of this UAAL liability. The GRS also include employees and retirees of certain proprietary funds (i.e., The Department of Transportation (DDOT) and the Department of Water and Sewerage) and The Detroit Public Library, which is a component unit of the city.

The City contributed $739,793,897 of the proceeds were to the GRS, which included $52,503,654 of annual required contributions for June 30, 2005. The remaining amount of $687,290,243 resulted in a net pension asset. $630,829,188 of the proceeds were contributed to the PFRS, which included $98,842,261 of annual required contributions for June 30, 2005. The remaining amount of $531,986,927 resulted in a net pension asset.

Interest payments for Series A will commence on December 15, 2005 and are due semi-annually while the first principal payment is payable June 15, 2007, due annually, and are payable through 2025. Interest payments for Series B will commence on September 15, 2005 and are due quarterly through 2025 while the first principal payment is payable June 15, 2007, due annually, and are payable through 2025. The interest rates on the outstanding obligations range from 4.004% and 4.948

In June 2005, the City issued $54.4 million in Revenue Anticipation Notes to pay necessary operating expenditures. The notes mature April 2006 with a yield of 2.63 percent.

The ratio of net general obligation bonded debt to taxable valuation and the amount of bonded debt per capita are useful indicators of the City's debt position to management, citizens, and investors. Note - the following ratios do not include the Pension Obligation Certificates. A comparison of these indicators follows:

	FY 2005	FY 2004
Net General Bonded debt	$1,209,104	$1,104,034
Net General Bonded debt per capita	$1,271.05	$1,211.37
Ratio of net General Bonded debt to net assessed value (50% of present market value)	14.50 %	13.24%
Ratio of debt to present market value	7.25 %	6.62%

The Michigan Constitution established the authority, subject to constitutional and statutory prohibition, for municipalities to incur debt for public purposes. The City is subject to the Home Rule Act, ACT 279 Public Acts of Michigan, 1909, as amended, which limits the net indebtedness incurred for all public purposes to as much as, but not to exceed, the greater of the following: (a) 10% of the assessed value of all the real and personal property in the City; or (b) 15% of the assessed value of all the real and personal property in the City if that portion of the total amount of indebtedness incurred which exceeds 10% is, or has been, used solely for the construction or renovation of hospital facilities. Not all the General Bonded debt is subject to the general debt limitation, which is $728.2 million. The City's legal debt limitation at June 30, 2005 was $1.3 billion of which $582 million is available for use.

The City's ratings on uninsured general obligation bonds as of June 30, 2005 were:

Moody's Investors Service, Inc.	**Baa1**
Standard and Poor's Corporation	**BBB+**
Fitch IBCA, Inc.	**BBB+**

Subsequent to June 30, 2005, the Moody's Investors Service, Inc. reduced the City's uninsured bond ratings to Baa2.

Subsequent to June 30, 2005, the Standard and Poor's Corporation reduced the City's uninsured bond ratings to BBB.

Subsequent to June 30, 2005, the Fitch IBCA, Inc. reduced the City's uninsured bond ratings to BBB.

Additional information on the City's long-term debt can be found in Notes III B 4,5 and 6 to the basic financial statements.

The City's ratings were reduced primarily due to less favorable revenues for Property Taxes and Municipal Income Tax and the City's inability to identify new revenue sources. In addition, the City was under increasing financial pressure due to rising health care and pension costs.

CONFIDENTIAL INFORMATION
mark.angelov@arentfox.com
Detroit/15:08:2013 11:32

ECONOMIC FACTORS AND NEXT YEARS BUDGET

The City made several strategic budget cuts in 2005-2006 that did not impact City services:

- The Detroit People Mover subsidy was reduced by $1.5 million.
- The Zoo subsidy was reduced by $1.5 million.
- The Center Computing Services Department was eliminated. The function was consolidated with the City's Information Technology Services Department to increase efficiency for agencies.
- The Department of Culture, Arts & Tourism was eliminated. The function (including Eastern Market and arts grants management) was consolidated with the Recreation Department.
- The City eliminated 205 take home vehicles (62 general, 43 executive, and 100 police). The vehicles are to be sold at auction for projected proceeds of $1.3 million.
- The City initiated a 10 percent reduction in non-union and appointees salary.

C-23

The City is currently experiencing a less favorable economic environment resulting from the continued decline in the manufacturing sector of the economy, partially offset by modest increases in leisure and hospitality, professional and business services, educational and health services, and construction. Detroit's unemployment rate decreased from 15.1 percent in June 2004 to 14.8 percent by June 2005. As of November 2005, the rate had decreased to 13.3 percent.

The 2005-06 Budget has 2,992 fewer positions including layoffs:

Description	FY 2005-2006	FY 2004-2005	Variance
General City	10,203	12,668	2,465
Enterprise Agencies	5,548	6,075	527
Total Budgeted Positions	15,751	18,743	2,992

Requests for Information

This financial report is designed to provide a general overview of the City's finances for all of those with an interest in the government finances. Questions concerning any of the information provided in this report or requests for additional financial information should be addressed to City of Detroit Finance Department, Coleman A. Young Municipal Center, Suite 801, 2 Woodward Avenue, Detroit, Michigan 48226.

CONFIDENTIAL INFORMATION
mark.angelov@arentfox.com
Detroit/15:08:2013 11:32

City of Detroit, Michigan
COMPREHENSIVE ANNUAL FINANCIAL REPORT
FOR THE YEAR ENDED JUNE 30, 2005

BASIC FINANCIAL STATEMENTS (BFS)

THIS PAGE LEFT BLANK INTENTIONALLY

CONFIDENTIAL INFORMATION
mark.angelov@arentfox.com
Detroit/15:08:2013 11:32

City of Detroit, Michigan
STATEMENT OF NET ASSETS
June 30, 2005

	Primary Government			
	Governmental Activities	Business-type Activities	Total	Component Units
ASSETS				
Current Assets:				
Cash and Cash Equivalents	$ 50,307,208	$ 2,208,061	$ 52,515,269	$ 7,040,534
Investments	265,697,802	60,216,610	325,914,412	220,845,055
Escrow Deposits	-	-	-	16,888,051
Accounts and Contracts Receivable:				
Internal Balances	(40,465,211)	40,465,211	-	-
Due from Primary Government	-	-	-	16,763,769
Due from Component Units	5,035,254	-	5,035,254	-
Due from Other Governmental Agencies	200,132,033	7,311,200	207,443,233	274,715,217
Other Receivables - Net	64,005,862	171,196,549	235,202,411	181,454,081
Total Accounts and Contracts Receivable - Net	228,707,938	218,972,960	447,680,898	472,933,067
Inventories	22,102,413	24,423,946	46,526,359	8,585,441
Prepaid Expenses	127,636	1,418,433	1,546,069	3,551,895
Total Unrestricted Assets	566,942,997	307,240,010	874,183,007	729,844,043
Restricted Assets:				
Cash and Cash Equivalents	88,805,837	48,602,256	137,408,093	24,633,915
Investments	45,599,567	687,583,173	733,182,740	446,073,664
Total Restricted Assets	134,405,404	736,185,429	870,590,833	470,707,579
Total Current Assets	701,348,401	1,043,425,439	1,744,773,840	1,200,551,622
Non-Current Assets:				
Restricted Investments	-	376,045,765	376,045,765	-
Long-Term Receivable	-	44,946,430	44,946,430	-
Loans and Notes Receivable	-	-	-	26,010,604
Net Pension Asset	1,011,722,816	256,308,295	1,268,031,111	22,653,538
Bonds, Notes and POC Issuance Costs	55,581,562	76,336,302	131,917,864	4,642,547
Advance to Component Unit	23,819,934	-	23,819,934	-
Deferred Charges	-	-	-	1,929,376
Capital Assets:				
Non-Depreciable	619,799,106	1,680,270,437	2,300,069,543	564,320,508
Depreciable, Net	783,243,729	3,425,451,196	4,208,694,925	1,540,635,308
Total Capital Assets, Net	1,403,042,835	5,105,721,633	6,508,764,468	2,104,955,816
Other Assets	14,014	650,000	664,014	11,307,571
Total Non-Current Assets	2,494,181,161	5,860,008,425	8,354,189,586	2,171,499,452
Total Assets	3,195,529,562	6,903,433,864	10,098,963,426	3,372,051,074

The accompanying notes are an integral part of the financial statements.

	Primary Government			
	Governmental Activities	Business-type Activities	Total	Component Units
LIABILITIES				
Current Liabilities:				
Accounts and Contracts Payable	$ 175,494,769	$ 38,831,271	$ 214,326,040	$ 162,020,841
Due to Other Governmental Agencies	44,834,866	-	44,834,866	-
Due to Primary Government	-	-	-	5,035,256
Due to Component Units	14,999,010	1,764,760	16,763,770	-
Deposits and Refunds	29,153,581	95,324	29,248,905	-
Accrued Interest Payable	16,226,059	78,671,369	94,897,428	23,365,150
Loans and Advances from Primary Government	-	-	-	334,229
Accrued Salaries and Wages	47,996,848	6,567,446	54,564,294	99,584,154
Deferred Revenue	8,475,533	3,821,205	12,296,738	22,553,351
Other Current Liabilities	61,598,795	12,056,140	73,654,935	16,081,657
Restricted Liabilities:				
Accounts Payable	2,323,943	82,621,279	84,945,222	-
Accrued Public Liability and Worker's Compensation	17,115,917	-	17,115,917	-
Other Liabilities	723,944	718,363	1,442,307	-
Total Restricted Liabilities	20,163,804	83,339,642	103,503,446	-
Bonds, Notes and Other Debt Payable - Current	140,031,083	81,245,000	221,276,083	283,463,363
Accrued Compensated Absences	112,401,028	17,262,561	129,663,589	6,750,759
Accrued Public Liability and Workers' Compensation	-	5,379,974	5,379,974	16,743,169
Total Current Liabilities	671,375,376	329,034,692	1,000,410,068	635,931,929
Long-Term Liabilities:				
Bonds, Notes and Other Debt Payable	1,090,408,971	4,654,089,820	5,744,498,791	2,277,840,783
Unamortized Premium/(Discount) and Loss (Gain) on Defeasances	31,508,983	(48,239,486)	(16,730,503)	29,990,243
Bonds, Notes and Other Debt Payable -Net	1,121,917,954	4,605,850,334	5,727,768,288	2,307,831,026
Pension Obligation Certificates Payable	1,170,607,422	269,392,578	1,440,000,000	-
Deferred Swap Termination Fees	-	19,084,051	19,084,051	
Advance Payable to Primary Government	-	-	-	23,819,934
Accrued Compensated Absences	44,597,266	19,796,809	64,394,075	117,897,488
Accrued Public Liability and Workers' Compensation	180,525,495	23,100,987	203,626,482	25,342,576
Other Long -Term Obligations	-	18,182,314	18,182,314	-
Total Long-Term Liabilities	2,517,648,137	4,955,407,073	7,473,055,210	2,474,891,024
Total Liabilities	3,189,023,513	5,284,441,765	8,473,465,278	3,110,822,953
NET ASSETS				
Invested in Capital Assets, Net of Related Debt	562,311,648	1,050,443,297	1,612,754,945	531,905,048
Restricted for:				
Endowments and Trust (Non-Expendable)	1,253,623	-	1,253,623	15,913,126
Capital Projects	-	-	-	39,196,460
Debt Service	29,234,972	287,778,927	317,013,899	(21,944,952)
Unrestricted (Deficit)	(586,294,194)	280,769,875	(305,524,319)	(303,841,561)
Total Net Assets	$ 6,506,049	$ 1,618,992,099	$ 1,625,498,148	$ 261,228,121

CONFIDENTIAL INFORMATION
mark.angelov@arentfox.com
Detroit/15:08:2013 11:32

City of Detroit
STATEMENT OF ACTIVITIES
For the Year Ended June 30, 2005

Functions/Programs	Expenses	Program Revenues: Charges for Services	Program Revenues: Operating Grants and Contributions	Program Revenues: Capital Grants and Contributions	Net (Expense) Revenue and Changes in Net Assets: Primary Government: Governmental Activities	Primary Government: Business-type Activities	Primary Government: Total	Component Units
Primary Government:								
Governmental Activities:								
Public Protection	$ 876,156,606	$ 90,825,019	$ 418,374	$ -	$ (784,913,213)	$ -	$ (784,913,213)	$ -
Health	170,039,930	13,026,677	133,521,803	-	(23,491,450)	-	(23,491,450)	-
Recreation and Culture	75,145,276	11,474,294	1,373,670	-	(62,297,312)	-	(62,297,312)	-
Economic Development	114,865,586	5,427,118	11,464,565	59,785,281	(38,188,622)	-	(38,188,622)	-
Education	73,770,757	-	73,837,899	-	67,142	-	67,142	-
Housing Supply and Conditions	17,980,767	6,700,117	5,795,925	1,148,369	(4,336,356)	-	(4,336,356)	-
Physical Environment	277,305,834	81,944,899	130,053	-	(195,230,882)	-	(195,230,882)	-
Transportation	46,272,594	-	-	74,571,099	28,298,505		28,298,505	-
Development and Management	214,746,647	198,570,684	19,706,576	-	3,530,613	-	3,530,613	-
Interest on Long-Term Debt	65,252,896	-	-	-	(65,252,896)	-	(65,252,896)	-
Total Government Activities	1,931,536,893	407,968,808	246,248,865	135,504,749	(1,141,814,470)	-	(1,141,814,470)	-
Business-type Activities:								
Sewage Disposal	192,421,480	254,350,136	-	-	-	61,928,656	61,928,656	-
Transportation	204,913,780	22,959,490	88,110,603	7,120,491	-	(86,723,196)	(86,723,196)	-
Water	195,085,657	193,954,987	-	6,938,882	-	5,808,212	5,808,212	-
Automobile Parking	26,295,677	13,627,650	-	-	-	(12,668,027)	(12,668,027)	-
Airport	3,140,746	1,180,584	-	1,021,347	-	(938,815)	(938,815)	-
Total Business-type Activities	621,857,340	486,072,847	88,110,603	15,080,720	-	(32,593,170)	(32,593,170)	-
Total Primary Government	$ 2,553,394,233	$ 894,041,655	$ 334,359,468	$ 150,585,469	$ (1,141,814,470)	$ (32,593,170)	$ (1,174,407,640)	-
Component units:								
Brownfield Redevelopment Authority	$ 276,975	$ 225,000	$ 154,341	$ -	$ -	$ -	$ -	$ 102,366
Detroit Public Library	35,649,358	267,492	5,387,912	-	-	-	-	(29,993,954)
Downtown Development Authority	45,468,502	9,311,503	-	-	-	-	-	(36,156,999)
Economic Development Corporation	7,959,886	12,289,457	-	-	-	-	-	4,329,571
Detroit Housing Commission	20,691,453	4,622,167	17,601,668	-	-	-	-	1,532,382
Local Development Finance Authority	7,014,282	-	-	-	-	-	-	(7,014,282)
Museum of African American History	9,832,615	1,609,275	4,718,423	-	-	-	-	(3,504,917)
Detroit Public Schools	1,676,862,532	9,044,337	533,266,746	-	-	-	-	(1,134,551,449)
Tax Increment Finance Authority	11,210,975	-	-	-	-	-	-	(11,210,975)
Detroit Transportation Corporation	18,317,364	443,669	11,694,950	-	-	-	-	(6,178,745)
Greater Detroit Resource Recovery Authority	113,778,556	46,176,830	67,693,792	-	-	-	-	92,066
Total Component units	$ 1,947,062,498	$ 83,989,730	$ 640,517,832	$ -	$ -	$ -	$ -	$ (1,222,554,936)
General Revenues:								
Taxes:								
Property taxes, levied for general purposes					$ 179,694,260	$ -	$ 179,694,260	$ 155,300,085
Property taxes, levied for debt service					59,813,679	-	59,813,679	99,454,576
Municipal income tax					282,501,875	-	282,501,875	-
Utility Users tax					52,939,839	-	52,939,839	-
Wagering tax					137,970,347	-	137,970,347	-
Hotel and Liquor tax					16,310,767	-	16,310,767	-
Other taxes					-	-	-	12,928,065
Shared taxes					282,914,217	-	282,914,217	853,218,402
Interest and Penalty on taxes					11,712,960	-	11,712,960	530,439
Investment earnings					14,464,802	22,808,775	37,273,577	17,175,813
Miscellaneous revenue (expense)					9,984,374	(6,850,110)	3,134,264	12,102,431
Loss on disposal of capital assets					(3,551,036)	-	(3,551,036)	-
Transfers					(89,585,306)	89,585,306	-	-
Total general revenues, and transfers					955,170,778	105,543,971	1,060,714,749	1,150,709,811
Change in net assets					(186,643,692)	72,950,801	(113,692,891)	(71,845,125)
Net assets - beginning, as Restated					193,149,741	1,546,041,298	1,739,191,039	333,073,246
Net assets - ending					$ 6,506,049	$ 1,618,992,099	$ 1,625,498,148	$ 261,228,121

The accompanying notes are an integral part of the financial statements.

CONFIDENTIAL INFORMATION
mark.angelov@arentfox.com
Detroit 5:08:2013 11:32

City of Detroit, Michigan
BALANCE SHEET
GOVERNMENTAL FUNDS
June 30, 2005

	Primary Government				
	General Fund	General Retirement System Service Corporation	Police and Fire Retirement System Service Corporation	Other Governmental Funds	Total
ASSETS					
Cash and Cash Equivalents	$ 27,423,073	$ -	$ -	$ 22,884,135	$ 50,307,208
Investments	38,688,891	-	-	227,008,911	265,697,802
Accounts and Contracts Receivable:					
Due from Other Funds	33,125,485	-	-	6,629,195	39,754,680
Due from Fiduciary Funds	4,910,736	-	-	-	4,910,736
Due from Component Units	5,035,254	-	-	-	5,035,254
Due from Other Governmental Agencies	169,596,534	-	-	30,535,501	200,132,035
Estimated Withheld Income Taxes Receivable	28,381,590	-	-	-	28,381,590
Utility Users' Taxes Receivable	6,241,469	-	-	-	6,241,469
Property Tax Receivable	58,093,679	-	-	20,478,737	78,572,416
Land Contracts Receivable	4,672,578	-	-	-	4,672,578
Income Tax Assessments	38,617,652	-	-	-	38,617,652
Special Assessments	25,697,431	-	-	347,225	26,044,656
Interest and Penalties	5,685,000	-	-	2,005,000	7,690,000
Other Receivables	21,342,143	-	-	1,236,024	22,578,167
Total Accounts and Contracts Receivable	401,399,551	-	-	61,231,682	462,631,233
Allowance for Uncollectible Accounts	(136,611,870)	-	-	(17,091,532)	(153,703,402)
Total Accounts and Contracts Receivable - Net	264,787,681	-	-	44,140,150	308,927,831
Inventory-Forfeited Property	-	-	-	250,875	250,875
Inventories	21,174,330	-	-	677,208	21,851,538
Prepaid Expenditures	-	-	-	127,636	127,636
Working Capital Advances to Other Funds	12,692,905	-	-	-	12,692,905
Restricted Assets:					
Cash and Cash Equivalents	2,242,749	12,422,045	10,592,394	63,548,649	88,805,837
Investments	45,549,815	26,854	22,898	-	45,599,567
Due from Other Funds	15,309,676	-	-	-	15,309,676
Total Restricted Assets	63,102,240	12,448,899	10,615,292	63,548,649	149,715,080
Advances to Component Units	-	23,819,934	-	-	23,819,934
Other Advances	5,000	-	-	-	5,000
Other Assets	9,014	-	-	-	9,014
Total Assets	$ 427,883,134	$ 36,268,833	$ 10,615,292	$ 358,637,564	$ 833,404,823

The accompanying notes are an integral part of the financial statements.

C-27

City of Detroit, Michigan
BALANCE SHEET
GOVERNMENTAL FUNDS
June 30, 2005

	Primary Government				
	General Fund	General Retirement System Service Corporation	Police and Fire Retirement System Service Corporation	Other Governmental Funds	Total
LIABILITIES					
Accounts and Contracts Payable	$ 11,718,789	$ -	$ -	$ 43,353,996	$ 55,072,785
Due to Other Funds	90,405,875	-	-	16,414,741	106,820,616
Due to Fiduciary Funds	71,335,032	-	-	-	71,335,032
Loans and Other Advances from Other Funds	-	-	-	995,674	995,674
Due to Other Governmental Agencies	24,696,649	-	-	5,901,271	30,597,920
Due to Component Units	14,999,010	-	-	-	14,999,010
Accrued Salaries and Wages	24,050,537	-	-	1,937,814	25,988,351
Fringes Benefits Payable	8,099,667	-	-	-	8,099,667
Payroll Deductions Payable	13,908,830	-	-	-	13,908,830
Accrued Compensated Absences	1,286,116	-	-	-	1,286,116
Income Tax Refunds Payable	10,142,447	-	-	-	10,142,447
Deposits from Vendors and Customers	16,163,494	-	-	2,847,640	19,011,134
Accrued Liabilities	35,522,203	-	-	13,564,749	49,086,952
Revenue Anticipation Notes Payable	54,445,000	-	-	-	54,445,000
Other Liabilities	59,927,572	-	-	1,671,223	61,598,795
Liabilities Payable from Restricted Assets:					
Accounts and Contracts Payable	2,323,943	-	-	-	2,323,943
Accrued Public Liability	5,035,133	-	-	-	5,035,133
Accrued Workers' Compensation Payable	2,013,464	-	-	-	2,013,464
Due to Other Funds	406,184	-	-	-	406,184
Other Liabilities	723,944	-	-	-	723,944
Total Liabilities Payable from Restricted Assets	10,502,668	-	-	-	10,502,668
Deferred Revenue	14,273,679	-	-	9,979,270	24,252,949
Total Liabilities	461,477,568	-	-	96,666,378	558,143,946
FUND BALANCES					
Reserved Fund Balance:					
Reserved for Advances to Component Units	-	23,819,934	-	-	23,819,934
Reserved for Inventory	21,174,330	-	-	928,083	22,102,413
Reserved for Encumbrances	35,336,469	-	-	14,018,549	49,355,018
Reserved for Short-Term Loans and Advances to Other Funds	12,699,231	-	-	-	12,699,231
Reserved for Risk Management Operations	29,169,120	-	-	-	29,169,120
Reserved for Motor Vehicle Operations	23,430,451	-	-	-	23,430,451
Reserved for Endowments and Trusts	-	-	-	1,253,623	1,253,623
Reserved for Debt Service	-	12,448,899	10,615,292	29,061,404	52,125,595
Reserved for Capital Projects	-	-	-	139,812,882	139,812,882
Total Reserved Fund Balance	121,809,601	36,268,833	10,615,292	185,074,541	353,768,267
Unreserved Fund Balance (Deficit):					
Undesignated, Reported In:					
General Fund Operations (Deficit)	(155,404,035)	-	-	-	(155,404,035)
Special Revenue Funds	-	-	-	76,896,645	76,896,645
Total Unreserved Fund Balance (Deficit)	(155,404,035)	-	-	76,896,645	(78,507,390)
Total Fund Balances (Deficit)	(33,594,434)	36,268,833	10,615,292	261,971,186	275,260,877
Other Credits					
Total Liabilities, and Fund Balances	$ 427,883,134	$ 36,268,833	$ 10,615,292	$ 358,637,564	$ 833,404,823

CONFIDENTIAL INFORMATION
mark.angelov@arentfox.com
Detroit/15:08:2013 11:32

City of Detroit, Michigan
RECONCILIATION OF THE BALANCE SHEET OF GOVERNMENTAL FUNDS
TO THE STATEMENT OF NET ASSETS
June 30, 2005

Fund balances - total governmental funds		$ 275,260,877
Amounts reported for governmental activities in the statement of net assets are different because		
Capital assets used in governmental activities are not financial resources and therefore are not reported in the governmental fund		
Governmental capital asset	$ 2,656,306,017	
Less accumulated depreciation	(1,253,263,182)	1,403,042,835
Other assets used in governmental activities are not financial resources and therefore are not reported in the governmental fund		
Bond and Pension Obligation Certificate issuance costs	$ 72,060,986	
Less accumulated amortization	(16,479,424)	55,581,562
Receivables applicable to governmental activities are not due and collectible in the current period and therefore are deferred in governmental funds		15,777,416
Issuance of Pension Obligation Certificates created a Net Pension Asset:		1,011,722,816
Long term liabilities, including bonds payable are not due and payable in the current period and therefore are not reported in the governmental fund		
Governmental long term debt payable	$ (1,175,995,054)	
Pension Obligation Certificates Payable	(1,170,607,422)	
Bond Premium	(32,426,664)	
Loss on advance refunding	917,681	
Grant Audit Amount Due to Other Governments	(14,236,946)	
Accrued interest payable	(16,226,059)	
Compensated absences	(155,712,178)	
Public Liability and Workers Compensation	(190,592,815)	(2,754,879,457)
Net assets of governmental activities		$ 6,506,049

The accompanying notes are an integral part of the financial statements.

City of Detroit, Michigan
STATEMENT OF REVENUES, EXPENDITURES, AND CHANGES IN FUND BALANCES
GOVERNMENTAL FUNDS
For the Year Ended June 30, 2005

	Primary Government				
	General Fund	General Retirement System Service Corporation	Police and Fire Retirement System Service Corporation	Other Governmental Funds	Total
REVENUES:					
Taxes:					
Property Taxes	$ 178,957,463	$ -	$ -	$ 59,813,679	$ 238,771,142
Municipal Income Tax	282,501,875	-	-	-	282,501,875
Utility Users' tax	52,939,839	-	-	-	52,939,839
Wagering Taxes	137,970,347	-	-	-	137,970,347
Gas and Weight Tax	-	-	-	63,476,425	63,476,425
Other Taxes and Assessments	10,962,886	-	-	2,602,232	13,565,118
State Hotel and Liquor Tax	-	-	-	16,310,767	16,310,767
State Shared Taxes	282,914,217	-	-	-	282,914,217
Shared Taxes-Liquor and Beer Licenses	602,582	-	-	-	602,582
Interest and Penalties on Taxes	11,491,470	-	-	-	11,491,470
Licenses, Permits and Inspection Charges	11,061,055	-	-	23,945,463	35,006,518
Intergovernmental:					
Federal	26,522,887	-	-	249,849,587	276,372,474
State	23,511,241	-	-	13,356,134	36,867,375
State Equity Grant	1,076,931	-	-	-	1,076,931
Other	16,346,773	-	-	-	16,346,773
Sales and Charges for Services	178,109,203	-	-	5,185,630	183,294,833
Ordinance Fines	23,273,726	-	-	4,207,916	27,481,642
Revenue from Use of Assets	16,265,923	-	-	516,134	16,782,057
Earnings on Investments	2,380,653	62,217	22,898	11,999,034	14,464,802
Other Revenue	100,134,090	-	-	31,523,802	131,657,892
Total Revenues	1,357,023,161	62,217	22,898	482,786,803	1,839,895,079
EXPENDITURES:					
Current:					
Public Protection	716,727,817	37,865,367	630,829,188	38,159,175	1,423,581,547
Health	87,862,830	27,828,763	-	81,781,875	197,473,468
Recreation and Culture	67,498,395	31,797,784	-	-	99,296,179
Economic Development	23,541,123	3,010,981	-	73,103,489	99,655,593
Educational Development	-	3,421,113	-	73,837,899	77,259,012
Housing Supply and Conditions	12,486,977	9,580,394	-	5,795,925	27,863,296
Physical Environment	256,619,913	45,164,714	-	-	301,784,627
Transportation Facilitation	-	-	-	46,272,594	46,272,594
Development and Management	197,808,776	297,540,121	-	-	495,348,897
Debt Service:					
Principal	-	-	-	73,544,336	73,544,336
Interest	-	-	-	51,462,415	51,462,415
Bond Issuance Costs	5,192,701	-	-	2,299,818	7,492,519
Costs of Issuance of POC's	-	15,431,660	21,338,326	-	36,769,986
Capital Outlay	124,712,800	-	-	157,832,908	282,545,708
Total Expenditures	1,492,451,332	471,640,897	652,167,514	604,090,434	3,220,350,177
Excess (Deficiency) of Revenues Over (Under) Expenditures	(135,428,171)	(471,578,680)	(652,144,616)	(121,303,631)	(1,380,455,098)
OTHER FINANCING SOURCES (USES):					
Sources:					
Transfers In	33,051,546	-	-	108,024,243	141,075,789
Pension Obligation Certificates Issued	-	507,847,513	662,759,908	-	1,170,607,421
Proceeds of Section 108 Federal Note	-	-	-	7,789,000	7,789,000
Proceeds of Capital Leases	315,351	-	-	-	315,351
Proceeds from Debt Issuance	242,150,000	-	-	111,680,000	353,830,000
Premium from Debt Issuance	5,974,832	-	-	7,039,843	13,014,675
Uses:					
Discount on Pension Obligation Certificates	-	-		-	-
Transfers Out	136,651,053	-	-	94,010,042	230,661,095
Principal Paid to Bond Agent for Refunded Bonds	92,640,000	-	-	69,160,000	161,800,000
Interest Paid to Bond Agent for Refunded Bonds	4,213,845	-	-	6,651,575	10,865,420
Total Other Financing Sources (Uses)	47,986,831	507,847,513	662,759,908	64,711,469	1,283,305,721
Net Change in Fund Balances	(87,441,340)	36,268,833	10,615,292	(56,592,162)	(97,149,377)
Fund Balance at Beginning of Year	69,216,269	-	-	318,648,926	387,865,195
Decrease in Inventories	(15,369,363)	-	-	(85,578)	(15,454,941)
Fund Balance (Deficit) at End of Year	$ (33,594,434)	$ 36,268,833	$ 10,615,292	$ 261,971,186	$ 275,260,877

CONFIDENTIAL INFORMATION
mark.angelov@arentfox.com
Detroit/15:08:2013 11:32

City of Detroit, Michigan
RECONCILIATION OF THE STATEMENT OF REVENUES, EXPENDITURES AND CHANGES IN FUND BALANCES OF GOVERNMENTAL FUNDS TO THE STATEMENT OF ACTIVITIES
For the Year Ended June 30, 2005

Change in fund balances - total governmental funds		$ (97,149,377)
Amounts reported for governmental activities in the statement of net assets are different because		
Governmental funds report capital outlays as expenditures. However, in the statement of activities, the cost of those assets is depreciated over their estimated useful lives		
Expenditures for capital assets	$ 282,545,708	
Less current year depreciation	(70,001,642)	212,544,066
Gain on sale of capital assets is reported in the statement of activities, whereas in the governmental funds, the gain from the sale increases financial resources. Thus, the change in net assets differs from the change in fund balance by the cost of assets sold		(3,551,036)
Some revenues reported in the statement of activities do not require the use of current financial resources and therefore are not reported as revenues in governmental funds		958,287
Some expenditures reported in governmental funds are to be collected on a long-term basis and therefore are not reported as expenses in the statement of activities		
Inventory		(15,454,941)
Repayment of bond principal and other debt is an expenditure in the governmental funds, but the repayment reduces long term liabilities in the statement of net assets.		235,344,336
Bond and note proceeds and provide current financial resources to governmental funds, but issuing debt increases long-term liabilities in the statement of net assets. The amount represents the proceeds received net of bond issuance cost and premiums that must be amortized over the life of the bond		(374,949,026)
Pension Obligation Certificates provides current financial resources to governmental funds, but issuing POC's increases long-term liabilities in the statement of net assets. The amount represents the proceeds received net of certificate issuance cost and premiums that must be amortized over the life of the certificates		(1,170,607,422)
Payments to The Pension Systems created a Net Pension Asset:		1,011,722,816
Some expenses recorded in the statement of activities do not require the use of current financial resources and therefore are not reported as expenditures in the governmental funds:		
Increase in Bond and POC Issuance Cost	44,262,505	
Increase in accrued interest expense on govermental debt	(1,254,187)	
Increase in accrued interest on POC's	(1,670,874)	
Increase in accrued compensated absences	(15,947,268)	
Increase in accrued public liability and workers compensation	(12,107,879)	
Amortization of current year bond premium and defeasances	4,121,498	
Amortization of current year bond cost	(2,905,190)	14,498,605
Change in net assets of governmental activities		$ (186,643,692)

The accompanying notes are an integral part of the financial statements.

C-29

THIS PAGE LEFT BLANK INTENTIONALLY

CONFIDENTIAL INFORMATION
mark.angelov@arentfox.com
Detroit/15:08:2013 11:32

City of Detroit, Michigan
STATEMENT OF NET ASSETS
PROPRIETARY FUNDS
June 30, 2005

ASSETS	Sewage Disposal Fund	Transportation Fund	Business-Type Activities: Water Fund	Automobile Parking Fund	Non-Major Fund	Total
Current Assets:						
Cash and Cash Equivalents	$ -	$ 113,569	$ 870,259	$ 331,775	$ 892,458	$ 2,208,061
Investments	47,948,538	4,742,114	7,520,716	5,242	-	60,216,610
Accounts and Contracts Receivable:						
Due from Other Funds	66,388,078	760,432	53,149,298	389,636	1,430,941	122,118,385
Due from Other Governmental Agencies	-	7,297,850	-	-	13,350	7,311,200
Other Receivables- Trade	165,158,307	975,621	105,859,302	342,165	1,000,408	273,335,803
Total Accounts and Contracts Receivable	231,546,385	9,033,903	159,008,600	731,801	2,444,699	402,765,388
Allowance for Uncollectible Accounts	(64,482,340)	(383,531)	(36,887,901)	-	(385,482)	(102,139,254)
Total Accounts and Contracts Receivable - Net	167,064,045	8,650,372	122,120,699	731,801	2,059,217	300,626,134
Inventories	11,173,380	6,920,401	6,330,165	-	-	24,423,946
Prepaid Expenses	381,847	-	568,211	381,923	86,452	1,418,433
Restricted Cash and Cash Equivalents	12,289,108	11,261,008	25,052,140	-	-	48,602,256
Restricted Investments	275,424,204	-	412,158,969	-	-	687,583,173
Restricted Due from Other Funds	37,638,549	-	40,475,299	-	-	78,113,848
Total Current Assets	551,919,671	31,687,464	615,096,458	1,450,741	3,038,127	1,203,192,461
Noncurrent Assets:						
Restricted:						
Investments	308,770,507	-	30,072,332	37,202,926	-	376,045,765
Capital Assets:						
Land	13,876,751	4,114,574	6,527,438	7,014,113	5,169,374	36,702,250
Land Improvements	-	-	103,323,777	214,908	8,020,718	111,559,403
Buildings and Structures	1,143,914,922	69,910,255	707,846,651	207,288,512	5,853,773	2,134,814,113
Water and Sewer Lines	542,769,689	-	714,856,603	-	-	1,257,626,292
Equipment, Machinery, and Fixtures	708,031,859	50,730,624	630,635,010	2,391,206	1,770,642	1,393,559,341
Vehicles and Buses	-	166,837,062	-	-	1,576,778	168,413,840
Construction Work in Progress	1,219,986,063	5,050,781	418,027,160	504,183	-	1,643,568,187
Total Capital Assets	3,628,579,284	296,643,296	2,581,216,639	217,412,922	22,391,285	6,746,243,426
Less: Accumulated Depreciation	(681,127,715)	(143,845,060)	(688,863,364)	(114,187,803)	(12,497,851)	(1,640,521,793)
Net Capital Assets	2,947,451,569	152,798,236	1,892,353,275	103,225,119	9,893,434	5,105,721,633
Total Restricted Noncurrent Assets	3,256,222,076	152,798,236	1,922,425,607	140,428,045	9,893,434	5,481,767,398
Other Long -Term Assets:						
Long-Term Receivable	44,946,430	-	-	-	-	44,946,430
Bond and Pension Obligation Certificate Issuance Costs	35,719,846	3,372,800	37,243,656	-	-	76,336,302
Net Pension Asset	7,850,281	98,005,506	150,452,508	-	-	256,308,295
Other Assets	-	650,000	-	-	-	650,000
Total Noncurrent Assets	3,344,738,633	254,826,542	2,110,121,771	140,428,045	9,893,434	5,860,008,425
Total Assets	$ 3,896,658,304	$ 286,514,006	$ 2,725,218,229	$ 141,878,786	$ 12,931,561	$ 7,063,200,886

(Continued)

The accompanying notes are an integral part of the financial statements.

CONFIDENTIAL INFORMATION
mark.angelov@arentfox.com
Detroit/15:08:2013 11:32

City of Detroit, Michigan
STATEMENT OF NET ASSETS
PROPRIETARY FUNDS
June 30, 2005 (Continued)

			Business-Type Activities			
	Sewage Disposal Fund	Transportation Fund	Water Fund	Automobile Parking Fund	Non-Major Fund	Total
LIABILITIES AND NET ASSETS						
Liabilities:						
Current Liabilities:						
Book Cash Overdraft	758,762	-	-	-	-	758,762
Accounts and Contracts Payable	7,683,870	10,323,683	16,543,893	3,117,197	141,486	37,810,129
Due to Other Funds	52,871,340	10,949,562	65,882,639	565,470	211,202	130,480,213
Due to Fiduciary Funds	262,382	-	-	-	-	262,382
Due to Component Units	-	1,764,760	-	-	-	1,764,760
Refundable Deposits	-	-	-	-	95,324	95,324
Accrued Salaries and Wages	1,629,152	2,601,179	2,171,724	123,101	42,290	6,567,446
Accrued Compensated Absences	5,556,011	3,039,331	8,604,763	251,636	62,456	17,514,197
Accrued Public Liability and Workers Compensation	895,155	992,272	3,470,751	-	21,796	5,379,974
Other Liabilities	5,693,347	2,577,808	3,053,509	-	93,342	11,418,006
Bonds and Notes Payable	50,035,000	-	24,595,000	6,615,000	-	81,245,000
Accrued Interest on Bonds and Notes Payable	38,654,433	743,151	38,521,332	905,717	-	78,824,633
Restricted Accounts and Contracts Payable	62,465,874	-	20,117,305	-	38,100	82,621,279
Restricted Due to Other Funds	11,074,002	-	6,515,574	-	-	17,589,576
Restricted Other Liabilities	89,017	-	629,346	-	-	718,363
Deferred Revenue	-	117,630	-	3,702,050	1,525	3,821,205
Total Current Liabilities	237,668,345	33,109,376	190,105,836	15,280,171	707,521	476,871,249
Noncurrent Liabilities:						
Bonds and Notes Payable	2,603,791,572	29,533,118	1,967,020,000	54,230,000	-	4,654,574,690
Unamortized Discount and Gain on Defeasances	5,212,683	-	(51,725,621)	(1,726,548)	-	(48,239,486)
Bonds and Notes Payable - Net	2,609,004,255	29,533,118	1,915,294,379	52,503,452	-	4,606,335,204
Deferred Swap Termination Fees	2,286,256	-	16,797,795	-	-	19,084,051
Accrued Compensated Absences	8,361,795	759,833	9,808,909	307,555	307,081	19,545,173
Accrued Public Liability and Workers' Compensation	3,832,814	3,969,088	15,240,595	-	58,490	23,100,987
Advance From Other Funds	-	10,447,231	-	1,250,000	-	11,697,231
Pension Obligation Certificates Payable	8,760,811	103,083,553	157,548,214	-	-	269,392,578
Other Long Term Liabilities	7,054,465	11,037,009	-	90,840	-	18,182,314
Total Noncurrent Liabilities	2,639,300,396	158,829,832	2,114,689,892	54,151,847	365,571	4,967,337,538
Total Liabilities	2,876,968,741	191,939,208	2,304,795,728	69,432,018	1,073,092	5,444,208,787
Net Assets:						
Invested in Capital Assets, Net of Related Debt	646,808,681	120,687,310	204,520,234	68,533,638	9,893,434	1,050,443,297
Restricted for Debt Service	166,369,102	-	121,409,825	-	-	287,778,927
Unrestricted (Deficit)	206,511,780	(26,112,512)	94,492,442	3,913,130	1,965,035	280,769,875
Total Net Assets	$ 1,019,689,563	$ 94,574,798	$ 420,422,501	$ 72,446,768	$ 11,858,469	$ 1,618,992,099

The accompanying notes are an integral part of the financial statements.

CONFIDENTIAL INFORMATION
mark.angelov@arentfox.com
Detroit/15:08:2013 11:32

City of Detroit, Michigan
STATEMENT OF REVENUES, EXPENSES AND CHANGES IN FUND NET ASSETS
PROPRIETARY FUNDS
For the Year Ended June 30, 2005

	Business-Type Activities					
	Sewage Disposal Fund	Transportation Fund	Water Fund	Automobile Parking Fund	Non-Major Fund	Total
Operating Revenues:						
Sales and Charges for Services	$ 310,491,707	$ 22,959,490	$ 258,971,833	$ -	$ 98,801	$ 592,521,831
Rentals, Fees and Surcharges	281,062	-	-	13,627,651	1,006,314	14,915,027
Miscellaneous	2,815,506	-	1,641,252	-	75,552	4,532,310
Total Operating Revenues	313,588,275	22,959,490	260,613,085	13,627,651	1,180,667	611,969,168
Operating Expenses:						
Salaries, Wages and Benefits	37,441,707	121,359,201	48,753,131	5,550,516	1,472,526	214,577,081
Contractual Services	-	26,046,086	-	6,293,134	-	32,339,220
Operating	113,609,989	-	105,956,032	2,933,107	780,166	223,279,294
Repairs and Maintenance	12,348,658	-	-	1,196,435	214,121	13,759,214
Materials, Supplies and Other Expenses	-	40,757,327	2,244,535	32,200	280,929	43,314,991
Depreciation and Amortization	44,053,316	16,919,222	41,529,608	6,287,158	393,089	109,182,393
Total Operating Expenses	207,453,670	205,081,836	198,483,306	22,292,550	3,140,831	636,452,193
Total Operating Income (Loss)	106,134,605	(182,122,346)	62,129,779	(8,664,899)	(1,960,164)	(24,483,025)
Non-Operating Revenues (Expenses):						
Earnings on Investments	14,930,952	296,527	7,175,672	405,624	-	22,808,775
Grants-Federal	-	3,226,017	-	-	1,021,349	4,247,366
Contributions	-	72,670,780	-	-	-	72,670,780
Amortization of Bond Premium	-	-	-	181,992	-	181,992
Interest on Bonds and Notes Payable	(44,205,957)	(589,887)	(63,260,449)	(4,185,120)	-	(112,241,413)
Other Revenue	-	-	(62,246)	-	-	(62,246)
Other Expenses	(7,038)	-	-	6,190,931	-	6,183,893
Total Non-Operating Revenues (Expenses)	(29,282,043)	75,603,437	(56,147,023)	2,593,427	1,021,349	(6,210,853)
Net Income (Loss) Before Contributions and Transfers	76,852,562	(106,518,909)	5,982,756	(6,071,472)	(938,815)	(30,693,878)
Capital Contributions	-	7,120,491	6,938,882	-	-	14,059,373
Transfers In	-	77,441,898	-	9,575,006	2,568,402	89,585,306
Increase (Decrease) in Net Assets	76,852,562	(21,956,520)	12,921,638	3,503,534	1,629,587	72,950,801
Net Assets - Beginning of Year	942,837,001	116,531,318	407,500,863	68,943,234	10,228,882	1,546,041,298
Net Assets - End of Year	$ 1,019,689,563	$ 94,574,798	$ 420,422,501	$ 72,446,768	$ 11,858,469	$ 1,618,992,099

The accompanying notes are an integral part of the financial statements.

CONFIDENTIAL INFORMATION
mark.angelov@arentfox.com
Detroit/15:08:2013 11:32

City of Detroit, Michigan
STATEMENT OF CASH FLOWS
PROPRIETARY FUNDS
For the Year Ended June 30, 2005

			Business-Type Activities			
	Sewage Disposal Fund	Transportation Fund	Water Fund	Automobile Parking Fund	Non-Major Fund	Total
Cash Flows from Operations:						
Receipts from Customers	$ 326,617,651	$ 22,665,516	$ 260,740,367	$ 14,383,275	$ 614,205	$ 625,021,014
Advances from Other Funds	-	-	-	1,310,000	-	1,310,000
Repayments from Other Funds	-	-	-	389,962	-	389,962
Loans to Other Funds	(18,598,461)	-	(28,698,398)	934,068	-	(46,362,791)
Deposits Refunded to Customers	-	-	-	-	2,257	2,257
Payments to Suppliers	(124,639,909)	(23,458,578)	(115,305,031)	(6,499,865)	(1,785,571)	(271,688,954)
Payments to Employees	(76,204,371)	(221,025,500)	(204,140,836)	(5,067,693)	(1,583,127)	(508,021,527)
Net Cash Provided by (Used in) Operating Activities	107,174,910	(221,818,562)	(87,403,898)	5,449,747	(2,752,236)	(199,350,039)
Cash Flows from Non-Capital Financing Activities:						
Proceeds from Pension Obligation Certificates	8,760,811	103,083,533	157,548,214	-	-	269,392,558
Issuance Costs - Pension Obligation Certificates	(286,646)	(3,372,800)	(5,154,834)	-	-	(8,814,280)
Bank Overdraft	758,762	-	-	-	-	758,762
Grants and Contributions from Other Governments	-	75,896,797	-	-	1,021,349	76,918,146
Transfers from Other Funds	-	76,943,880	-	9,575,006	2,568,402	89,087,288
Net Cash Provided by Non-Capital Financing Activities	9,232,927	252,551,410	152,393,380	9,575,006	3,589,751	427,342,474
Cash Flows from Capital and Related Financing Activities:						
Capital Contributions	-	20,308,094	6,938,882	-	-	27,246,976
Acquisition and Construction of Capital Assets	(364,680,084)	(39,231,417)	(134,448,175)	(2,897,037)	(717,474)	(541,974,187)
Proceeds from Bond and Note Issuances	429,391,224	-	429,966,584	-	-	859,357,808
Principal Paid on Bonds and Notes	(32,590,000)	-	(22,440,000)	(6,615,000)	-	(61,645,000)
Interest Paid on Bonds - Net	(82,010,501)	-	(85,928,089)	(5,502,077)	-	(173,440,667)
Principal Paid on Refunded Debt	(108,765,000)	-	(125,985,000)	-	-	(234,750,000)
Swap Termination Fees	(11,750,000)	-	-	-	-	(11,750,000)
Net Cash Provided by (Used in) Capital Financing Activities	(170,404,361)	(18,923,323)	68,104,202	(15,014,114)	(717,474)	(136,955,070)
Cash Flows from Investing Activities:						
Proceeds from Sales and Maturities of Investments	651,726,904	103,221,800	309,876,577	35,897,510	-	1,100,722,791
Purchase of Investments	(632,143,250)	(106,320,328)	(449,752,017)	(37,208,168)	-	(1,225,423,763)
Interest on Investment Securities	14,930,952	296,527	7,175,672	405,624	-	22,808,775
Net Cash Provided by (Used in) Investing Activities	34,514,606	(2,802,001)	(132,699,768)	(905,034)	-	(101,892,197)
Net Increase (Decrease) in Cash and Cash Equivalents	(19,481,918)	9,007,524	393,916	(894,395)	120,041	(10,854,832)
Cash and Cash Equivalents at Beginning of Year	31,771,026	2,367,033	25,528,483	1,226,170	772,417	61,665,129
Cash and Cash Equivalents at End of Year	$ 12,289,108	$ 11,374,557	$ 25,922,399	$ 331,775	$ 892,458	$ 50,810,297

(Continued)

The accompanying notes are an integral part of the financial statements.

CONFIDENTIAL INFORMATION
mark.angelov@arentfox.com
Detroit/15:08:2013 11:32

City of Detroit, Michigan
STATEMENT OF CASH FLOWS
PROPRIETARY FUNDS (Continued)
For the Year Ended June 30, 2005

			Business-Type Activities			
	Sewage Disposal Fund	Transportation Fund	Water Fund	Automobile Parking Fund	Non-Major Fund	Total
Reconciliation of Operating Income (Loss) to Net Cash Provided by (Used in) Operating Activities:						
Operating Income (Loss)	$ 106,134,605	$ (182,122,346)	$ 62,129,779	$ (8,664,899)	$ (1,960,164)	$ (24,483,025)
Adjustments to Operating Income (Loss):						
Depreciation and Amortization	44,053,316	16,919,222	41,529,608	6,287,158	393,089	109,182,393
Allowance for Uncollectible Accounts	21,580,685	339,241	6,650,637	-	-	28,570,563
Changes in Assets and Liabilities:						
Other Receivables - Trade	(19,337,158)	(293,974)	(10,919,185)	-	169,345	(30,380,972)
Inventories	(282,877)	2,977,217	501,841	-	-	3,196,181
Increase in Net Pension Asset	(7,850,281)	(99,710,753)	(150,452,508)	-	-	(258,013,542)
Prepaid Expenses	(375,967)	-	(461,392)	254,802	2,241	(580,316)
Accounts Receivable	-	-	-	755,624	-	755,624
Due from Other Funds	-	-	(28,698,398)	389,962	(389,265)	(28,697,701)
Accounts and Contracts Payable	(20,085,947)	(4,155,308)	(13,787,881)	1,435,430	(41,066)	(36,634,772)
Due to Other Funds	(18,598,461)	3,384,553	-	934,068	(681,590)	(14,961,430)
Due to Component Units	-	(3,762,064)	-	-	-	(3,762,064)
Other Liabilities	482,844	43,301,199	(7,669)	2,512,403	(120,211)	46,168,566
Accrued Compensated Absences	1,759,543	69,004	2,824,151	112,098	(97,741)	4,667,055
Accrued Public Liability and Worker Compensation	(478,715)	1,413,261	2,933,092	-	(42,363)	3,825,275
Advances from Other Funds	-	-	-	1,310,000	-	1,310,000
Refundable Deposits	-	-	-	-	2,257	2,257
Prepaid Revenue	-	-	-	-	(3,176)	(3,176)
Accrued Salaries and Wages	173,323	(177,814)	354,027	123,101	16,408	489,045
Net Cash Provided by (Used in) Operating Activities	$ 107,174,910	$ (221,818,562)	$ (87,403,898)	$ 5,449,747	$ (2,752,236)	(199,350,039)

The accompanying notes are an integral part of the financial statements.

CONFIDENTIAL INFORMATION
mark.angelov@arentfox.com
Detroit 08:2013 11:36

City of Detroit, Michigan
STATEMENT OF FIDUCIARY NET ASSETS
FIDUCIARY FUNDS
June 30, 2005

	Pension and Other Employee Benefit Funds	Agency Funds	Total
ASSETS			
Cash and Cash Equivalents	$ 32,226,333	$ 2,510,627	$ 34,736,960
Investments at Fair Value:			
Short-Term Investments	1,311,852,696	-	1,311,852,696
Commercial Paper	15,579,446	-	15,579,446
U. S. Government Obligations	39,733	-	39,733
Bonds and Stocks	4,543,538,820	-	4,543,538,820
Mortgage-Backed Securities	182,055,771	-	182,055,771
Mortgage and Construction Loans	152,136,711	-	152,136,711
Equity Interest in Real Estate	174,797,372	-	174,797,372
Real Estate Investment Trusts Held by Custodian	35,450,553	-	35,450,553
Pooled Investments	470,829,154	8,639,787	479,468,941
Private Placements	302,198,121	-	302,198,121
Total Investments	7,188,478,377	8,639,787	7,197,118,163
Accrued Interest Receivable	28,321,019	-	28,321,019
Accounts Receivable:			
Due from Primary Government	71,412,133	185,281	71,597,414
Due from Component Units	14,207	-	14,207
Other Receivables	152,939,255	-	152,939,255
Total Accounts Receivable	224,365,595	185,281	224,550,876
Cash and Investments Held as Collateral for Secuities Lending	1,103,131,232	-	1,103,131,232
Other Assets	920,108	-	920,108
Total Assets	8,577,442,664	11,335,695	8,588,778,359
LIABILITIES AND NET ASSETS			
Accounts and Contracts Payable	6,342,883	1,488,321	7,831,204
Due to Broker	195,337,141	-	195,337,141
Benefits and Claims Payable	21,225,025	-	21,225,025
Due to Primary Government	4,672,331	238,405	4,910,737
Due to Component Units	787,815	-	787,815
Amount Due to Broker for Secuities Lending	1,103,131,232	-	1,103,131,232
Other Liabilities	59,619,625	9,608,969	69,228,594
Total Liabilities	1,391,116,052	11,335,695	1,402,451,747
Net Assets:			
Net Assets Held in Trust for Pension and Employee Benefits	$ 7,186,326,612	$ -	$ 7,186,326,612

(An unaudited Schedule of Employer Contributions and Funding Progress is presented on page 117)

The accompanying notes are an integral part of the financial statements.

City of Detroit, Michigan
STATEMENT OF CHANGES IN FIDUCIARY NET ASSETS
FIDUCIARY FUNDS
For the Year Ended June 30, 2005

	Pension and Other Employee Benefit Funds
ADDITIONS:	
Employer Contributions	$ 1,743,795,825
Plan Member Contributions	54,099,017
Other Income	10,470,273
Total Contributions	1,808,365,115
Investment Gain	538,048,281
Total Additions	2,346,413,396
DEDUCTIONS:	
Pension and Annuity Benefits	381,246,326
Premiums to Insurers and Damage Claims	316,409,428
Benefits	2,080,792
Refunds	140,439,687
General and Administrative Expenses	8,038,436
Total Deductions	848,214,669
Net Increase	1,498,198,727
Net Assets Held in Trust for Pension and Employee Benefits, Beginning of Year	5,688,127,885
Net Assets Held in Trust for Pension and Employee Benefits, End of Year	$ 7,186,326,612

The accompanying notes are an integral part of the financial statements.

CONFIDENTIAL INFORMATION
mark.angelov@arentfox.com
Detroit/15:08:2013 11:32

City of Detroit, Michigan
STATEMENT OF NET ASSETS
COMPONENT UNITS
June 30, 2005

	Detroit Brownfield Redevelopment Authority	Detroit Public Library	Downtown Development Authority	Economic Development Corporation	Detroit Housing Commission (Unaudited)	Local Development Finance Authority	Museum of African American History	School District of the City of Detroit	Tax Increment Finance Authority	Detroit Transportation Corporation	Greater Detroit Resource Recovery Authority	Total
ASSETS:												
Cash and Cash Equivalents	$ 114,129	$ 89,905	$ 1,027,619	$ 1,725,472	$ 740,334	$ 4,521	$ 218,697	$ 2,102,119	$ -	$ 1,017,738	$ -	$ 7,040,534
Escrow Deposits-Cash	-	-	140,251	16,747,800	-	-	-	-	-	-	-	16,888,051
Investments, including Accrued Interest	-	1,806,129	83,233,758	24,050,508	-	-	395,412	105,865,783	-	5,493,465	-	220,845,055
Accounts and Contracts Receivable:												
Due from Primary Government	-	7,901,457	5,732,524	-	1,257,000	108,028	-	-	-	1,764,760	-	16,763,769
Due from Other Governments	-	7,467,059	-	-	-	3,303,543	-	263,944,615	-	-	-	274,715,217
Other Receivables	150,000	8,803,070	31,418,950	1,113,741	3,744,440	7,759	2,110,824	12,708,776	-	3,060,615	5,844,532	68,962,707
Total Accounts and Contracts Receivable	150,000	24,171,586	37,151,474	1,113,741	5,001,440	3,419,330	2,110,824	276,653,391	-	4,825,375	5,844,532	360,441,693
Allowance for Doubtful Accounts	-	(7,300,000)	(36,661)	-	(201,028)	-	-	-	-	-	-	(7,537,689)
Total Accounts and Contracts Receivable - Net	150,000	16,871,586	37,114,813	1,113,741	4,800,412	3,419,330	2,110,824	276,653,391	-	4,825,375	5,844,532	352,904,004
Inventory	-	3,224,483	-	-	-	-	125,809	1,755,951	-	3,479,198	-	8,585,441
Prepaid Expenditures/Expenses	-	-	109,206	-	699,837	-	4,804	-	-	565,304	2,172,744	3,551,895
Taxes, Interest, and Penalties Receivable - Net	-	830,000	11,626,196	-	-	-	-	107,572,867	-	-	-	120,029,063
Loans and Notes Receivable	-	-	24,120,792	1,889,812	-	-	-	-	-	-	-	26,010,604
Unamortized Bond and Note Issue Costs- Net	-	-	3,469,960	-	-	-	-	-	-	-	1,172,587	4,642,547
Net Pension Asset	-	22,653,538	-	-	-	-	-	-	-	-	-	22,653,538
Restricted Cash	-	1,604,760	-	-	590,912	-	-	-	-	-	22,438,243	24,633,915
Restricted Investments	-	7,238,503	-	-	-	26,778,339	-	269,316,268	-	9,800,637	132,939,917	446,073,664
Capital Assets:												
Land	-	1,371,996	7,544,670	-	15,119,876	-	-	69,811,599	-	5,122,237	8,873,234	107,843,612
Artwork	-	1,230,175	-	-	-	-	-	-	-	1,986,000	-	3,216,175
Plant and Equipment	-	165,365,967	26,833,841	-	144,474,267	-	12,773,292	1,486,985,633	-	201,057,612	513,623,297	2,551,113,909
Construction Work in Progress	-	-	-	-	32,631	-	-	446,989,551	-	6,238,539	-	453,260,721
Less: Depreciation	-	(150,200,884)	(2,196,500)	-	(63,881,637)	-	(2,635,511)	(468,378,233)	-	(135,990,456)	(187,195,380)	(1,010,478,601)
Capital Assets, Net	-	17,767,254	32,182,011	-	95,745,137	-	10,137,781	1,535,408,550	-	78,413,932	335,301,151	2,104,955,816
Other	-	-	10,021,003	343,085	943,483	-	-	-	-	-	-	11,307,571
Deferred Charges	-	778,209	-	-	-	-	-	-	-	-	1,151,167	1,929,376
Total Assets	264,129	72,864,367	203,045,609	45,870,418	103,520,115	30,202,190	12,993,327	2,298,674,929	-	103,595,649	501,020,341	3,372,051,074
LIABILITIES:												
Current Liabilities:												
Accounts Payable and Contracts Payable	15,747	471,665	2,347,361	15,543,777	830,634	69,514	2,428,845	116,820,995	-	1,654,715	21,837,588	162,020,841
Interest Payable	-	-	6,287,196	232,740	-	799,868		14,807,260	-	-	1,238,086	23,365,150
Due to Primary Government	-	1,116,151	86,096	-	-	-	3,195	3,279,147	-	256,331	294,336	5,035,256
Due to Other Government	-	311,305	-	22,924	-	-	-	-	-	-	-	334,229
Accrued Salaries and Wages	-	1,026,504	-	-	2,130,838	-	146,087	95,841,190	-	439,535	-	99,584,154
Deferred Revenues	-	-	-	-	298,133	-	-	21,378,301	-	876,917	-	22,553,351
Other Current Liabilities	-	829,534	7,444,120	-	-	-	-	4,439,917	-	3,368,086	-	16,081,657
State Aid Anticipation and Other Notes Payable	-	-	-	-	-	-	-	161,515,039	-	-	-	161,515,039
Bonds, Notes, and Other Debt Payables-Current	-	-	11,180,000	1,382,398	-	3,370,000	1,222,125	47,733,281	-	-	51,690,000	116,577,804
Unamortized Premiums and Defeasances	-	-	(70,303)	-	-	-	-	5,440,823	-	-	-	5,370,520
Bonds, Notes and Other Debt Payable-Current-Net	-	-	11,109,697	1,382,398	-	3,370,000	1,222,125	214,689,143	-	-	51,690,000	283,463,363
Accrued Compensated Absences	-	253,571	-	-	288,311	-	-	6,208,877	-	-	-	6,750,759
Accrued Public Liability and Workers Compensation	-	5,347	-	-	146,909	-	-	16,590,913	-	-	-	16,743,169
Non-current Liabilities:												
Bonds, Notes, and Other Debt Payables-Noncurrent	-	-	158,163,501	980,000	-	82,840,000	-	1,663,542,462	-	-	372,314,820	2,277,840,783
Unamortized Premuims and Defeasances	-	-	(1,492,731)	-	-	-	-	34,823,980	-	-	(3,341,006)	29,990,243
Bonds, Notes and Other Debt Payable-Non-current-Net	-	-	156,670,770	980,000	-	82,840,000	-	1,698,366,442	-	-	368,973,814	2,307,831,026
Advance Payable to Primary Government for POC's	-	23,819,934	-	-	-	-	-	-	-	-	-	23,819,934
Accrued Compensated Absences	-	4,478,003	-	-	1,001,012	-	-	112,210,414	-	208,059	-	117,897,488
Accrued Public Liability and Workers Compensation	-	122,643	-	-	-	-	-	25,219,933	-	-	-	25,342,576
Total Liabilities	15,747	32,434,657	183,945,240	18,161,839	4,695,837	87,079,382	3,800,252	2,329,852,532	-	6,803,643	444,033,824	3,110,822,953
NET ASSETS:												
Invested in Capital Assets, Net of Related Debt	-	17,767,254	32,182,011	-	95,745,136	-	9,137,781	208,705,250	-	78,413,932	89,953,684	531,905,048
Restricted for:												
Restricted (Non-Expendable)	-	10,093,263	-	-	590,912	5,228,951	-	-	-	-	-	15,913,126
Capital Projects	86,395	-	-	27,532,628	-	-	-	-	-	11,577,437	-	39,196,460
Debt Service	-	-	(13,081,642)	-	-	24,103,857	-	-	-	-	(32,967,167)	(21,944,952)
Unrestricted (Deficit)	161,987	12,569,193	-	175,951	2,488,230	(86,210,000)	55,294	(239,882,853)	-	6,800,637	-	(303,841,561)
Total Net Assets (Deficit)	$ 248,382	$ 40,429,710	$ 19,100,369	$ 27,708,579	$ 98,824,278	$ (56,877,192)	$ 9,193,075	$ (31,177,603)	$ -	$ 96,792,006	$ 56,986,517	$ 261,228,121

The accompanying notes are an integral part of the financial statements.

CONFIDENTIAL INFORMATION
mark.angelov@arentfox.com
Detroit/15:08:2013 11:32

City of Detroit, Michigan
STATEMENT OF ACTIVITIES
COMPONENT UNITS
For the Year Ended June 30, 2005

	Detroit Brownfield Redevelopment Authority	Detroit Public Library	Downtown Development Authority	Economic Development Corporation	Detroit Housing Commission (Unaudited)	Local Development Finance Authority	Museum of African American History	School District of the City of Detroit	Tax Increment Finance Authority	Detroit Transportation Corporation	Greater Detroit Resource Recovery Authority	Totals
Expenses	$ (276,975)	$ (35,649,358)	$ (45,468,502)	$ (7,959,886)	$ (20,691,453)	$ (7,014,282)	$ (9,832,615)	$ (1,676,862,532)	$ (11,210,975)	$ (18,317,364)	$ (113,778,556)	(1,947,062,498)
Program Revenues:												
Charges for Services	225,000	267,492	9,311,503	12,289,457	4,622,167	-	1,609,275	9,044,337	-	443,669	46,176,830	83,989,730
Operating Grants and Contributions	154,341	5,387,912	-	-	17,601,668	-	4,718,423	533,266,746	-	11,694,950	67,693,792	640,517,832
Total Program Revenues	379,341	5,655,404	9,311,503	12,289,457	22,223,835	-	6,327,698	542,311,083	-	12,138,619	113,870,622	724,507,562
Net Program (Expenses) Revenue	102,366	(29,993,954)	(36,156,999)	4,329,571	1,532,382	(7,014,282)	(3,504,917)	(1,134,551,449)	(11,210,975)	(6,178,745)	92,066	(1,222,554,936)
General Revenues:												
Property Taxes - Levied for General Purposes	73,353	28,262,818	18,238,362	-	-	8,985,583	-	88,528,994	11,210,975	-	-	155,300,085
Property Taxes - Levied for Debt Service	-	-	-	-	-	-	-	99,454,576	-	-	-	99,454,576
Investment Income	-	167,376	-	3,172	121,042	484,718	(6,327)	9,798,478	-	1,532,144	5,075,210	17,175,813
Interest and Penalities on Taxes	2,043	528,396	-	-	-	-	-	-	-	-	-	530,439
Shared Taxes	-	2,697,049	-	-	-	-	-	850,521,353	-	-	-	853,218,402
Other Taxes and Assessments	-	1,263,994	-	-	-	285,393	-	11,378,678	-	-	-	12,928,065
Other Non Operating	-	1,415,751	872,073	300,000	312,342	3,001,533	7,499,369	(3,582,523)	-	2,283,886	-	12,102,431
General Revenues	75,396	34,335,384	19,110,435	303,172	433,384	12,757,227	7,493,042	1,056,099,556	11,210,975	3,816,030	5,075,210	1,150,709,811
Change in Net Assets	177,762	4,341,430	(17,046,564)	4,632,743	1,965,766	5,742,945	3,988,125	(78,451,893)	-	(2,362,715)	5,167,276	(71,845,125)
Net Assets(Deficit) - Beginning of Year, as Restated	70,620	36,088,280	36,146,933	23,075,836	96,858,512	(62,620,137)	5,204,950	47,274,290	-	99,154,721	51,819,241	333,073,246
Net Assets (Deficit) - End of Year	$ 248,382	$ 40,429,710	$ 19,100,369	$ 27,708,579	$ 98,824,278	$ (56,877,192)	$ 9,193,075	$ (31,177,603)	$ -	$ 96,792,006	$ 56,986,517	261,228,121

The accompanying notes are an integral part of the financial statements.

CONFIDENTIAL INFORMATION
mark.angelov@arentfox.com
Detroit/15.08.2013 11:32

In April, musicians and dancers perform at the celebration of the **40th anniversary of the Charles H. Wright Museum of African-American History**. The museum has taken great strides in expanding its membership, and its exhibits have struck a deep chord with visitors from across the country.

One of the fabulously imaginative **CarTune** car sculptures that were displayed on streets throughout downtown Detroit and Windsor during the summer of 2005.

The cars were later sold to raise funds for local charities.

CITY OF DETROIT

Mayor Kilpatrick receives the **Midwest Regional Deal of the Year Award** from The Bond Buyer in New York City on December 6, 2005.

CONFIDENTIAL INFORMATION
mark.angelov@arentfox.com
Detroit/15:08:2013 11:32

CITY OF DETROIT

NOTES TO BASIC FINANCIAL STATEMENTS

Children relish a warm spring day at Belle Isle Park's **Kids' Kingdom**. People of all ages enjoy the many attractions and natural beauty of Belle Isle, Detroit's 980-acre island Gem.

Children create their own crafts at **Metro Youth Day**. Hundreds of children participated in the many activities at the annual event on Belle Isle.

CONFIDENTIAL INFORMATION
mark.angelov@arentfox.com
Detroit/15:08:2013 11:22

NOTE I. SUMMARY OF SIGNIFICANT ACCOUNTING POLICIES

The City of Detroit (the City), incorporated in 1806, is a home rule city under State of Michigan law. The City is organized into two separate branches: (1) the executive branch, which is headed by the Mayor, and (2) the legislative branch, which is composed of the City Council and its agencies. Other agencies (City Clerk and Election) are not classified under the two branches. The City provides the following services as authorized by its charter: public protection, public works, recreation and culture, health, economic development, public lighting, transportation, water and sewage, airport, and parking.

A. REPORTING ENTITY

As required by Governmental Accounting Standards Board (GASB) Statement No. 14, *The Financial Reporting Entity,* the financial statements of the reporting entity include those of the City (the primary government) and its component units. Component units are legally separate organizations for which the elected officials of the City are financially accountable, or the relationship to the City is such that exclusion would cause the City's financial statements to be misleading or incomplete. The thirteen component units discussed below are included in the City's reporting entity because of the significance of their operational or financial relationships with the City.

1. Blended Component Units:

Detroit Building Authority (DBA): The City of Detroit Building Authority (DBA) is included in the operations and activities of the City because it was incorporated for the purpose of acquiring, furnishing, equipping, owning, improving, enlarging, operating, or maintaining a building or buildings (including but not limited to health and public safety facilities), automobile parking lots or structures (independently or adjunct to other buildings), recreational facilities, and the necessary site or sites, together with appurtenant properties and facilities necessary or convenient for the effective use thereof, all for the use of any legitimate public purpose of the City. Financing is provided by the issuance of bonds secured by lease agreements with the City and from grants received by the City.

Detroit General Retirement System Service Corporation (DGRSSC) and Police and Fire Retirement System Service Corporation (DPFRSSC):

The Detroit General Retirement System Service Corporation (DGRSSC) and the Detroit Police and Fire Retirement System Service Corporation (DPFRSSC) are Michigan nonprofit corporations incorporated by the City pursuant to State Law. The DGRSSC and DPFRSSC were formed to assist the City in maintaining the actuarial integrity of the City's two pension systems. The governing body of each corporation is its Board of Directors, each of which consists of three officials of the City, the Finance Director, the Budget Director and the Corporation Counsel, plus two members of the City Council, selected and appointed by the City Council.

In May 2005, the City entered into a separate service contract with each of the DGRSSC and the DPFRSSC, in which the City contractually obligated itself to make periodic payments to the corporations in return for their service of reducing the financial burden of the City's pension costs. The DGRSSC and the DPFRSSC, severally and not jointly, entered into a Trust Agreement with U.S. Bank National Association, as Trustee, which created the Detroit Retirement Systems Funding Trust 2005 (DRSFT), a grantor trust established and existing under Michigan law. The DGRSSC and DPFRSSC sold and assigned to the DRSFT their rights to receive certain of the payments to be received from the City under the service contracts.

2. Discretely Presented Component Units:

Component units, which are not blended as part of the primary government, are discretely presented by reporting component unit financial data in a column separate from the financial data of the primary government. These units are reported in a separate column to emphasize that they are legally separate from the City. The component units presented in this manner are the following:

Detroit Brownfield Redevelopment Authority (DBRA): The DBRA was created by a City Council resolution and approved by the Mayor in April 1998, under the provisions of Act 381, Public Acts of Michigan of 1996. DBRA was established to create Brownfield redevelopment zones and promote the revitalization, redevelopment, and reuse of certain property, including, but not limited to, tax-reverted, blighted, or functionally obsolete property. This is the first year of substantial financial activity for this authority.

Detroit Public Library (DPL): The DPL is a statutory body created by the State. The DPL was created to provide reference materials, research information, and publications to residents of the City and the County. Funding is provided by an ad valorem tax of 3.63 mills in real and personal property taxes in the City. In addition, DPL receives grants and endowments from private organizations. City Council is responsible for approving DPL's annual budget.

Downtown Development Authority (DDA): The DDA was created to promote and develop economic growth in the City's downtown business district. Funding is provided by an ad valorem tax of 1.0 mill on real and personal property in the downtown development district, a levy on the increased assessed value of a tax increment district, and issuance of revenue and tax increment bonds.

Economic Development Corporation (EDC): The EDC was established to create and implement project plans for designated project areas within the City, and thus encourage the location and expansion of industrial and commercial enterprises within the City. The EDC is primarily funded by means of grants from the City.

Detroit Housing Commission (DHC): The DHC was established in 1933 under the authority of the Housing Facilities Act, 1933 PA18 (Ex. Sess.), MCL 125.651 et. seq. Section 2 of the act provided that any city or incorporated village with population of over 500,000 was authorized "to purchase, acquire, construct, maintain, operate, improve, extend, and/or repair housing facilities and to eliminate housing conditions which are detrimental to the public peace, health, safety, morals, and/or welfare."

Local Development Finance Authority (LDFA): The LDFA was created to finance certain improvements for local public roads in the vicinity of the Chrysler Jefferson Avenue Assembly Plant. Incremental portions of the City and the County of Wayne (the County) property taxes fund LDFA.

Museum of African American History (MAAH): The MAAH was created to provide research, compilation, presentation, publication, and dissemination of knowledge relating to the history, growth, development, heritage, and culture of people of African descent and the human struggle for freedom. The MAAH is primarily funded by means of private grants and grants from the City.

School District of the City of Detroit (the District): The District is a statutory body created by the State and functions under the provisions of the Michigan School Code. Funding is provided by an ad valorem tax of 13.19 mills (homestead properties) and 31.19 mills (non-homestead) on real and personal property in the City and a "foundation allowance" provided by the State.

Tax Increment Finance Authority (TIFA): The TIFA was created to acquire property and provide financing for residential and commercial development programs through issuance of long-term debt secured by tax increment financing.

Detroit Transportation Corporation (DTC): The DTC was established in 1985 to oversee construction and operation of the Central Automated Transit System (People Mover) in downtown Detroit. The DTC is primarily funded by means of grants from the City.

Greater Detroit Resource Recovery Authority (GDRRA): The GDRRA was established by the cities of Detroit and Highland Park for the acquisition, construction, and operation of a waste-to-energy facility. The financing was provided by the issuance of revenue bonds.

CONFIDENTIAL INFORMATION
mark.angelov@arentfox.com
Detroit/15:08:2013 11:22

Complete financial statements of the individual blended and discretely presented component units can be obtained directly from the following administrative offices:

Detroit Building Authority
2800 Cadillac Tower
65 Cadillac Square
Detroit, MI 48226
(313) 224-7242

Detroit General Retirement System
Service Corporation
Coleman A. Young Municipal Center, Room 1200
2 Woodward Avenue
Detroit, Michigan 48226
(313) 224-3380

Detroit Police & Fire Retirement System
Service Corporation
Coleman A. Young Municipal Center, Room 1200
2 Woodward Avenue
Detroit, Michigan 48226
(313) 224-3380

Brownfield Redevelopment Authority
500 Griswold, Suite 2200
Detroit, Michigan 48226
(313) 237-4616

Detroit Public Library
5201 Woodward Avenue
Detroit, MI 43202
(313) 833-1000

Downtown Development Authority
211 Fort Street, Suite 900
Detroit, MI 48226
(313) 963-2940

Economic Development Corporation
211 West Fort Street, Suite 900
Detroit, Michigan 44226
(313) 963-2940

Detroit Housing Commission
2211 Orleans Street
Detroit, MI 48207
(313) 877-8557

Local Development Finance Authority
211 West Fort Street 900
Detroit, MI 48226
(313) 963-2940

Museum of African American History
315 East Warren Avenue
Detroit, MI 48201
(313) 494-5800

School District of the City of Detroit
3011 West Grand Blvd.
11th Floor
Detroit, MI 48202
(313) 873-4147

Tax Increment Finance Authority
211 West Fort Street Avenue, Suite 900
Detroit, MI 48226
(313) 963-2940

Detroit Transportation Corporation
1420 Washington Blvd., 3rd Floor
Detroit, MI 48226
(313) 224-2160

Greater Detroit Resource Recovery Authority
5700 Russell Street
Detroit, MI 48211
(313) 876-0449

(Continued)

B. JOINT VENTURE

A joint venture is a legal entity or other organization that results from a contractual agreement and that is owned, operated or governed by two or more participants as a separate and specific activity, subject to joint control in which the participants retain (a) an ongoing financial interest or (b) an ongoing financial responsibility. The City participates in the following joint venture:

The Detroit-Wayne Joint Building Authority (DWJBA) was created as a corporate instrumentality in 1948 by agreement between the City and the County. All revenues or other monies received by the DWJBA must be disbursed for specific purposes in accordance with agreements with the incorporating units and the holders of the bonds. In March 1988, the City and County agreed to a consent judgment whereby the County's equity in the ownership of a portion of the space in the Coleman A. Young Municipal Center was transferred to the City. As a result, the fixed asset costs are recorded within the City's government-wide financial statements.

The DWJBA is party to a lease agreement that extends to March 1, 2028 for rental of the Coleman A. Young Municipal Center to the City and the County. The lease provides that the DWJBA shall maintain and operate the building, the expenditures of which are to be reimbursed by the City and County on the basis of the building space allocations specified in the lease. Also, the extended lease agreement identified the intention to renovate space occupied by the County and provided the commitment of the County to enter into a separate supplemental lease for the repayment for the debt used in the renovations. Therefore, the County has an ongoing financial responsibility.

Complete financial statements of the DWJBA may be obtained by writing the DWJBA at the following address:

Detroit-Wayne Joint Building Authority
1316 Coleman A. Young Municipal Center (CAYMC)
Detroit, MI 48226

C. BASIS OF PRESENTATION

The basic financial statements include both government-wide and fund financial statements.

1. Government-wide Financial Statements

The government-wide statement of net assets and statement of activities report the overall financial activity of the primary government (the City), excluding fiduciary activities, and its component units. Eliminations have been made to minimize the double counting of internal activities of the City. These statements distinguish between the governmental and business-type activities of the City. Governmental activities generally are financed through taxes, intergovernmental revenues, and other nonexchange transactions. Business-type activities are financed in whole or in part by fees charged to external parties.

The statement of activities presents a comparison between direct expenses and program revenues for the different business-type activities of the City and for each function of the City's governmental activities. Direct expenses are those that are clearly identifiable with a specific function. Program revenues include (a) charges paid by the recipients of goods or services offered by the programs, and (b) grants and contributions that are restricted to meeting the operational or capital requirements of a particular program. Revenues that are not classified as program revenues, including all taxes, are presented as general revenues.

2. Fund Financial Statements

The fund financial statements provide information about the City's funds, including its fiduciary fund types. Separate statements for each fund category (governmental, proprietary, and fiduciary) are presented. The emphasis on fund financial statements is on major governmental and enterprise funds, each displayed in a separate column. All remaining governmental and enterprise funds are aggregated and reported as nonmajor funds.

(Continued)

CONFIDENTIAL INFORMATION
mark.angelov@arentfox.com
07.18.06.2013 11:32

Proprietary fund operating revenues, such as charges for services primarily result from exchange transactions associated with the principal activity of the fund. Exchange transactions are those in which each party receives and gives up essentially equal values. Non-operating revenues, such as subsidies and investment earnings, result from non-exchange transactions or ancillary activities.

The City uses the following major funds:

Governmental Funds:

a. **General Fund** accounts for several of the City's primary services (Police, Fire, Public Works, Community and Youth Services, etc.) and is the primary operating unit of the City.

b. **Detroit General Retirement System Service Corporation** accounts for the proceeds and service payments related to the issuance of the Pension Obligation Certificates in June of 2005.

c. **Police & Fire Retirement System Service Corporation** accounts for the proceeds and service payments related to the issuance of the Pension Obligation Certificates in June of 2005.

Proprietary Funds:

a. **Sewage Disposal Fund** accounts for the operations of the wastewater treatment plant, sewers, including sanitary and combined sewers, combined sewer outfalls, and interceptors. The facility provides service to Detroit and 75 other communities in southeastern Michigan.

b. **Transportation Fund** accounts for the City's mass transit system with a fleet of over 572 coaches. The fund operates three light repair garages and terminals.

c. **Water Fund** accounts for the operations of five water treatment plants, 20 booster stations, a transmission and distribution system and reservoirs. The fund provides service to Detroit and 125 other communities in southeastern Michigan.

d. **Automobile Parking Fund** accounts for the activity of the City's Auto Parking and Arena System, but does not include parking fine revenues.

The City reports the following additional fund types:

Fiduciary Funds:

a. **Pension and Other Employee Benefit Funds** account for moneys held in trust by the City for pension benefits and other employee benefits. The City uses pension trust funds to account for the retirement plans for civilian employees, firefighters and police officers. The Employee Benefit funds accounts for various health and long-term disability benefits for employees and retirees.

b. **Agency Funds** account for transactions for assets held by the City as agent for certain activities or for various entities. Payroll deductions and special deposits are the primary transactions accounted for in these funds.

D. BASIS OF ACCOUNTING

The government-wide, proprietary, and fiduciary fund financial statements are reported using the economic resources measurement focus and the accrual basis of accounting. Revenues are recorded when earned and expenses are recorded at the time liabilities are incurred, regardless of when the related cash flow takes place. Non-exchange transactions, in which the City gives (or receives) value without directly receiving (or giving) equal value in exchange, include income taxes, sales taxes, property taxes, grants, entitlements, and donations. On an accrual basis, revenue from property taxes is recognized in the fiscal year in which the taxes are levied. Revenue from self-assessed taxes, including income taxes and sales tax, is recognized in the fiscal year in which the underlying exchange transaction occurs. Revenue from grants, entitlements, and similar items is recognized in the fiscal year in which all eligibility requirements imposed by the provider have been met.

Financial Accounting Standards Board (FASB) Statements and Interpretations, APB opinions and ARB'S of the Committee on Accounting Procedure issued prior to December 1, 1989, generally are followed in both the government-wide and proprietary fund financial statements to the extent that those standards do not conflict with or contradict guidance of the GASB. The City also has the option of following subsequent FASB guidance for their business-type activities and enterprise funds, subject to this same limitation. The City has elected not to follow subsequent FASB guidance.

Governmental funds are reported using the current financial resources measurement focus and the modified accrual basis of accounting. Revenues are recognized as soon as they are both measurable and available. Revenues are considered to be available when they are collectible within the current period or soon enough thereafter to pay liabilities of the current period. For this purpose, the City considers revenues to be available if they are collected within 60 days of the end of the current fiscal year, except for grants and trade receivables, which are 180 and 90 days, respectively. Expenditures generally are recorded when the liability is incurred, as under accrual accounting. However, principal and interest on general long-term debt, claims and judgments, compensated absences and other long term obligations are recorded only when payment is due. General capital asset acquisitions are reported as expenditures in governmental funds. Proceeds of general long-term debt, pension obligation certificates and acquisitions under capital leases are reported as other financing sources. Significant revenue sources, which are susceptible to accrual, include property taxes, income taxes, utility taxes, and interest. All other revenue sources are considered to be measurable and available only when cash is received.

E. BUDGETARY DATA

Budgeting Policy:

The City's annual budget constitutes a financial plan for the next fiscal year, which is required to set forth estimated revenues from all sources and all appropriations. Proposed capital appropriations are included in separate sections of the budget. Any surplus or deficit during the preceding year is entered into the budget for the next fiscal year as either revenue (surplus) or appropriation (deficit), in accordance with the City Charter. The total of proposed expenditures cannot exceed the total of estimated revenues, so that the budget as submitted is a balanced budget. Budgets are prepared for all agencies of the City.

Budgetary Compliance Report:

The Finance Department has prepared a Budgetary Compliance Report for the fiscal year ended June 30, 2005. This report shows the Original and Final Budgets amounts and the (non-GAAP) budgetary-basis expenditures for each appropriation in of the Governmental Funds. The report is in Adobe PDF format and is available on the Finance Department home page of the City's website at **www.ci.detroit.mi.us**

On or before April 12 each year, the Mayor submits to the City Council a proposed annual budget for the next fiscal year. A public hearing in the manner provided by law or ordinance is held on the proposed budget before adoption. After the public hearing, the City Council adopts the budget with or without amendment. Consideration of the budget is completed by the City Council no later than May 24. If the Mayor disapproves of amendments made by the City Council, the Mayor, within seven days, submits to the City Council in writing the reasons for the disapproval. The City Council proceeds to reconsider any budget item so disapproved. If, after reconsideration, a two-thirds majority of the City Council

CONFIDENTIAL INFORMATION
mark.angelov@arentfox.com
Detroit/15-08-2013 1

serving agrees to sustain any of the City Council's amendments to the budget, those amendments so sustained are of full force and effect. The City Council's reconsideration of the budget must be concluded within three business days after receipt of the Mayor's disapproval.

The adoption of the budget provides for: (1) appropriations of specific amounts from funds indicated, (2) a specific levy of property tax, and (3) provision for the issuance of bonds specified in the capital program. The budget as adopted becomes the basis for establishing revenues and expenditures for the fiscal year. The appropriations for the functions of each City department are fixed. Expenditures may not exceed the original appropriations without City Council approval. If during the fiscal year the Mayor advises the City Council that there are available appropriations and revenues in excess of those estimated in the budget, the City Council may make supplemental appropriations for the year up to the amount of the excess. In the case of estimated revenue shortfalls, the Mayor may request that the City Council decrease certain appropriations. In any case, the Mayor is under no obligation to spend an entire appropriation. Also, at any time during the fiscal year, the City Council, upon written request by the Mayor, may transfer all or part of any unencumbered appropriation balance among programs, services, or activities within an agency or from one agency to another.

F. ASSETS, LIABILITIES, AND FUND EQUITY

1. **Cash and Investments:** Cash and cash equivalents include cash on hand, demand deposits, and short-term investments with original maturities of three months or less from the date of acquisition. Investments are reported at fair value based on quoted market prices.

2. **Interfund Transactions:**

   The City has the following types of interfund transactions:

   a. **Loans –** amounts provided with a requirement for repayment. Interfund loans are reported as due from other funds in lender funds and due to other funds in borrower funds.

   b. **Services provided and used –** sales and purchases of goods and services between funds for a price approximating their external exchange value. Interfund services provided and used are reported as revenues in seller funds and expenditures or expenses in purchaser funds. Unpaid amounts are reported as interfund receivables and payables in the fund balance sheets or fund statements of net assets.

   c. **Reimbursements –** repayments from the funds responsible for particular expenditures or expenses to the funds that initially paid for them. Reimbursements are reported as expenditures in the reimbursing fund and as a reduction of expenditures in the reimbursed fund.

   d. **Transfers –** flows of assets (such as cash or goods) without equivalent flows of assets in return and without a requirement for repayment. In governmental funds, transfers are reported as other financing uses in the funds making transfers and as other financing sources in the funds receiving transfers. In proprietary funds, transfers are reported after non-operating revenues and expenses.

3. **Inventories:** Cost of inventories of the governmental-type funds is recorded as expenditures at the time of purchase. Inventories at year-end for the General, Construction Code, Drug Law Enforcement Fund, and Major and Local Street funds are recorded in the balance sheet at cost or market, whichever is lower, based on a physical inventory, with a reserve for inventories in fund balance by the related fund. Inventories of the Enterprise Funds are stated at the lower of cost or market and expensed when used.

4. **Capital Assets:** Capital assets, which include land, buildings, improvements, equipment, and infrastructure assets (e.g., roads, bridges, sidewalks, and similar items), are reported in the applicable governmental or business-type activities column in the government-wide financial statements. Capital assets purchased or acquired are reported at historical cost or estimated historical cost. Donated assets are recorded at fair market value as of the date received. The City's capitalization levels are $5,000 on tangible personal property and for improvements other than buildings, and $50,000 on infrastructure, including sewer and storm water lines. All acquisitions of land and land improvements will be capitalized regardless of cost. Interest incurred during the construction phase of capital assets of business-type activities is reflected in the capitalized value of the asset constructed, net of interest earned on the invested proceeds over the same period. Capitalized interest, net of related debt, for the year ended June 30, 2005 for the Sewage

Disposal and Water Funds was $50,767,951 and $31,567,774 respectively. Costs of assets sold or retired (and related amounts of accumulated depreciation) are eliminated from the accounts in the year of sale or retirement, and the resulting gain or loss is included in the operating statement of the related fund. In governmental funds, the sale of general capital assets is included in the statement of revenues, expenditures, and changes in fund balances as proceeds from sale. Other costs incurred for repairs and maintenance are expensed as incurred. Depreciation on all assets is provided on the straight-line basis over the following estimated useful lives:

	Years
Land improvements	5 – 20
Buildings and building improvements	5 – 50
Improvements other than buildings	5 – 50
Machinery and equipment	5 – 20
Vehicles other than buses	3 – 10
Buses	12
Stormwater and wastewater lines and pump stations	10 – 65
Other infrastructure	7 – 60

The City has a collection of artwork presented both in buildings and public outdoor spaces. The true value of the art is expected to either be maintained at cost or appreciate over time, and thus, the art is not depreciated. If individual pieces are lost or destroyed, the loss is recorded.

5. **Bond Premiums, Discounts, and Issuance Costs:** In the government-wide and proprietary fund financial statements, bond premiums and discounts, as well as issuance costs are deferred and amortized over the life of the bonds using the effective interest method. Bonds payable are reported net of the applicable bond premium or discount and gains (losses) on defeasance. Bond premiums, discounts and issuance gains and costs are reported as deferred charges and amortized over the term of the related debt.

   In the fund financial statements, governmental fund types recognize bond premiums or discounts and gains or losses on defeasance, as well as bond issuance costs, during the current period. The face amount of debt issued is reported as other financing sources. Premiums on debt issuances are reported as other financing sources, while discounts on debt issuances are reported as other financing uses. Issuance costs, whether or not withheld from the actual debt proceeds received, are reported as debt service expenditures.

6. **Encumbrances:** Encumbrances outstanding for governmental funds at year-end do not represent GAAP expenditures or liabilities, but represent budgetary accounting controls. All governmental fund budgets are maintained on the modified accrual basis of accounting, except budgetary-basis expenditures include purchase orders and contracts (encumbrances) issued for goods or services not received at year-end.

7. **Compensated Absences:** For funds other than the Transportation Fund, unused vacation pay and banked overtime accumulate up to a maximum level until termination of employment, while there is no vesting of sick pay until an employee reaches age 60 or completes 25 years of service. Furlough time is awarded to uniformed police and fire employees at the beginning of two semi-annual periods. Any unused furlough time remaining at the end of each semi-annual period is forfeited. For the Transportation Fund, unused vacation pay accumulates for each employee up to a maximum level. Once this level is attained, unused vacation must be used or the employee loses a portion of the vacation pay.

   The liability for compensated absences reported in the government-wide and proprietary fund statements consists of unpaid, accumulated vacation and sick leave balances. A liability for these amounts is reported in governmental funds only if they have matured.

8. **Property Taxes:** The State Constitution limits the proportion of true cash value at which real property can be uniformly assessed to 50%. The Michigan Constitution also mandates a system of equalization for assessments. Although the assessors for each local unit of government are responsible for actually assessing at 50% of true cash value, the final State equalized assessment against which local property tax rates are applied is derived through several steps. County equalization is brought about by adjustments of the various local unit assessment ratios to the

CONFIDENTIAL INFORMATION
mark.angelov@arentfox.com
2013 11:32

same level; then the State equalizes the various counties in relation to each other. State equalized values are important; aside from their use for local property tax levy purposes, because of their role in distribution of State school aid and in the calculation of debt limits. The only major items of personal property subject to property taxation in the City are commercial and industrial furniture, fixtures, and equipment. Though comprehensive authority is granted by the State to Michigan municipalities for governmental purposes, the Constitution and general laws of the State limit the municipal rate of taxation and restrict the amount of debt a municipality may incur. At the present time, the general ad valorem taxing power of the City is generally limited by State law and the City Charter to 20 mills. The City is levying at its current maximum rate limit. In addition, the City is authorized to levy additional taxes within specified amounts for specific purposes under specific legislation. At the present time, under such an authorization, the City is levying 3 additional mills for the purpose of garbage and rubbish collection. These millage limitations, however, do not apply to taxes levied by the City for payment of principal and interest on presently outstanding unlimited tax-supported bonds, nor do they apply to payment of principal and interest on tax-supported bonds issued in anticipation of presently outstanding contractual obligations of the City or presently outstanding assessments in the City.

The City's property tax is levied each July 1 of the fiscal year and is payable without penalty either on or before August 31 in full, or one-half on or before August 15, with the balance then being payable on or before the following January 15. Property taxes attach as a lien on the property as of July 1 of the year of levy. Property owners may appeal their assessments to the local Board of Review and ultimately to the Michigan Tax Tribunal.

In the government-wide financial statements, property tax revenue is recorded in the period in which the tax is levied. In the governmental fund financial statements, the City records property tax revenue when available. Available is defined as due and receivable within the current fiscal year and collected within the current fiscal year or expected to be collected within 60 days thereafter.

9. **Municipal Income Taxes:** The City levies an annual income tax. The rate for the calendar year 2005 consists of an annualized tax of 2.50% on income of resident individuals, 1.25% on income earned in the City by non-residents and for corporations the annual rate for 2005 is 1.0%. These rates are being lowered over a 10-year period starting July 1, 1999. The resident rate will decrease by 1/10 of a percentage point, the non-resident rate by 1/20 of a percentage point, and the corporate rate by 2/10 of a percentage point over the same period. After the 10-year period, the calendar 2009 resident rate will be 2%, the non-resident rate will be 1%, and the corporate rate will be zero. However, due to current economic conditions there was a temporary rate freeze of the tax rates for the calendar year 2005. The rates were as follows: residents 2.5%, non-residents 1.25% and corporations 1%. The City has re-applied for, and received, approval for the rate freeze to remain in effect for calendar year 2006. Municipal income taxes are accrued for income tax withholdings collected by employers but not yet remitted to the City. In the government-wide financial statements, income tax revenue is recorded in the period in which the underlying compensation is earned by the taxpayer. In the governmental fund financial statements, the City records municipal income tax revenues when they become available. Available is defined as due and receivable within the current fiscal year or expected to be collected within 60 days thereafter. Estimated refunds for income tax returns received and in process, in which payment has not been made, are recorded as a reduction of revenues. Income tax assessment receivable represents estimated additional taxes assessed as a result of tax return audits or failure to file a return.

10. **Fund Balances**: In the fund financial statements, governmental funds report reservations of fund balance for amounts that are not available for appropriation or are legally restricted by outside parties for use for specific purposes. Designations of fund balances represent tentative City plans that are subject to change.

11. **Net Assets:** The government-wide and proprietary fund financial statements utilize a net asset presentation. Net assets are categorized as follows:

    a. **Invested in Capital Assets Net of Related Debt –** consists of capital assets, net of accumulated depreciation. The outstanding balances of bonds, mortgages, notes, or other borrowing that are attributable to the acquisition, construction, or improvement of those assets would further reduce this component. If there were significant unspent related debt proceeds at year-end, the portion of the debt attributable to the unspent proceeds would be offset by the outstanding debt.

    b. **Restricted Assets** – consist of constraints placed on net asset use through external constraints imposed by grantors, contributors, or laws. When both restricted and unrestricted resources are available,

generally it is the City's policy to use restricted resources first, and then unrestricted resources, when they are needed.

    c. **Unrestricted Assets** – Consist of net assets that do not meet the definition of "Restricted" or "Invested in Capital Assets, net of related debt".

12. **Use of Estimates:** The preparation of financial statements in conformity with GAAP requires management to make estimates and assumptions that affect the reported amounts of assets and liabilities and disclosure of contingent assets and liabilities at the date of the financial statements and the reported amounts of revenues and expenses during the reporting period. Actual results could differ from those estimates.

13. **Detroit Housing Commission (DHC) Restatement:** On July 7, 2005, the United States Department of Housing and Urban Development (HUD) signed a cooperative endeavor agreement with the Mayor. The agreement calls for the City to transfer all of DHC's assets, projects, and programs to HUD and for HUD to manage the day-to-day operations and reporting requirements of the DHC. The agreement has a two-year term and is renewable annually thereafter. DHC's net assets at June 30, 2004 are restated based on their unaudited financial statements.

    The Basic Financial Statements contain the Detroit Housing Commission's unaudited financial statements for fiscal year ended June 30, 2005.

    These unaudited financial statements represent the best data available as of April 15, 2006.

Net Assets of DHC at June 30, 2004, as previously reported	$ 126,581,588
Net Assets of DHC at June 30, 2004, as restated	$ 96,858,512
Net DHC restatement	$ 29,723,076

14. **New Accounting Pronouncements:** The City adopted GASB Statement No. 40, *Deposit and Investment Risk Disclosures—an Amendment of GASB Statement No. 3*, for the year ended June 30, 2005. This pronouncement requires additional disclosures presented in these notes, but has no impact on fund balance or net assets. These disclosures address common deposit and investment risks related to credit risk, concentration of credit risk, interest risk, and foreign currency risk.

    In November 2003, GASB issued Statement No. 42, *Accounting and Financial Reporting for Impairment of Capital Assets and for Insurance Recoveries.* This Statement establishes accounting and financial reporting standards for impairment of capital assets. The City will implement Statement No. 42 beginning with the year ended June 30, 2006. The City is currently evaluating the impact of adopting Statement No. 42.

    In July 2004, GASB issued Statement No. 45, *Accounting and Financial Reporting by Employers for Postemployment Benefits Other Than Pensions.* This Statement establishes accounting and financial reporting standards for employers that participate in a defined benefit "other postemployment benefit" (OPEB) plan. Specifically, the City will be required to measure and disclose an amount for annual OPEB cost on the accrual basis for health and insurance benefits that will be provided to retired City employees in future years. The City is also required to record a net OPEB obligation which is defined as the cumulative difference between annual OPEB cost and the employers contributions to a plan, including the OPEB liability or asset at transition, if any. The City is currently evaluating the impact that this standard will have on the financial statements when adopted. The City will implement Statement No. 45 beginning with the year ended June 30, 2008.

CONFIDENTIAL INFORMATION
mark.angelov@arentfox.com
Detroit/15:08:2013 1:33

NOTE II. STEWARDSHIP, COMPLIANCE, AND ACCOUNTABILITY

A. COMPLIANCE WITH FINANCE-RELATED LEGAL AND CONTRACTUAL PROVISIONS

The City has no material violations of finance-related legal and contractual provisions.

B. EXCESS OF EXPENDITURES OVER APPROPRIATIONS

The legal level of budget control is maintained at the appropriation level, which is more detailed than the budget in the Required Supplemental Information. Listed below are expenditures that exceeded its corresponding appropriation for the year ended June 20, 2005:

Department Name	Appropriation No.	Appropriation Description	Final Budget	Actual Expenditure	Actual/Over Appropriation
Public Works	00035	Refuse Collection	25,848,672	27,240,817	(1,392,145)
	00037	Street Cleaning	2,812,494	4,242,270	(1,429,776)
	00040	Refuse Disposal	76,548,620	82,768,373	(6,219,753)
	00041	Street Maintenance	5,213,828	6,386,796	(1,172,968)
	00052	Stores and Supplies	10,144,002	12,233,477	(2,089,475)
		Total Public Works	120,567,616	132,871,733	(12,304,117)
Fire	00718	Fire Fighting Operations	146,748,964	147,713,662	(964,698)
Non Departmental	10828	Tax Support-Bldgs and Safety Eng	112,106	461,106	(349,000)
	11177	Program Management Office	446,342	1,674,004	(1,227,662)
	11426	Office of Targeted Business Development	469,273	786,498	(317,225)
	11915	ITS - Unisys Project	-	6,612,615	(6,612,615)
		Total Non Departmental	1,027,721	9,534,223	(8,506,502)
Police	00112	Police Executive	4,973,659	5,319,436	(345,777)
	00115	Human Resources Bureau	10,303,321	10,649,572	(346,251)
	00116	Eastern Operations Bureau	128,255,851	137,173,079	(8,917,228)
	00363	Office of Executive Deputy Chief	-	4,357,611	(4,357,611)
	10164	COPS UHP-DDOT (3601)	4,095,456	5,748,893	(1,653,437)
		Total Police	147,628,287	163,248,591	(15,620,304)
Public Lighting	00131	Heat and Power Production	37,175,546	44,221,515	(7,045,969)
Recreation	10544	North District Operations	6,991,443	8,374,769	(1,383,326)
	10547	East District Operations	4,463,085	4,865,580	(402,495)
	10548	Belle Isle District	6,343,673	9,331,838	(2,988,165)
		Total Recreation	17,798,201	22,572,187	(4,773,986)

C. DEFICIT FUND EQUITY

General Fund had a deficit fund balance of $33,594,434. The Detroit Public Schools (DPS) and Local Development Finance Authority (both Component units) had fund deficits of $31,177,603 and $56,877,192 respectively. Each fund has a deficit reduction plan, which includes, among other things, changes in how and what level of services are to be provided, perhaps additional subsidies and in the case of DPS additional State appropriations.

NOTE III. DETAILED NOTES ON ALL FUNDS

A. ASSETS

1. Deposits and Investments

a. Primary Government

The following is a complete listing of deposits and investments held by the City at June 30, 2005:

	Governmental Activities	Business - Type Activities	Total
Deposits	$ 152,481,046	$ 71,120,511	$ 223,601,557
Investments	297,929,368	1,103,535,354	1,404,464,722
Total	$ 450,410,414	$ 1,174,655,865	$ 1,625,066,279

The Deposits and Investments of the City at June 30, 2005 are reflected in the financial statements as follows:

	Governmental Activities	Business - Type Activities	Total
Unrestricted			
Cash and Cash Equivalents	$ 50,307,208	$ 2,208,061	$ 52,515,269
Investments	265,697,802	60,216,610	325,914,412
Restricted			
Cash and Cash Equivalents	88,805,837	48,602,256	137,408,093
Investments	45,599,567	1,063,628,938	1,109,228,505
Total	$ 450,410,414	$ 1,174,655,865	$ 1,625,066,279

State laws authorize the City to make deposits in the accounts of federally insured financial institutions. Cash held by fiscal agents or by trustees is secured in accordance with the requirements of the agency or trust agreement.

The City is authorized to invest in obligations of the U.S. government or its agencies, certificates of deposit, savings and depository accounts of insured institutions, commercial paper of certain investment quality, repurchase agreements, banker's acceptances, mutual funds of certain investment quality, and investment pools authorized by state law.

Custodial Credit Risk of Bank Deposits

Custodial credit risk is the risk that in the event of bank failure, the bank may not return the City's deposits. The City does not have a deposit policy for custodial credit risk. As of June 30, 2005, the governmental and business-type activities had deposits of $204,454,712 that were exposed to custodial credit risk as they were uninsured and uncollateralized.

Custodial Credit Risk of Investments

CONFIDENTIAL INFORMATION
mark.angelov@arentfox.com
Detroit 15.08.2013 11:32

Custodial credit risk is the risk that, in the event of failure of the counterparty, the City will not be able to recover the value of its investments or collateral securities that are in the possession of an outside party. The City does not have a policy for custodial credit risk. As of June 30, 2005, the City had no investments subject to custodial credit risk.

Interest Rate Risk

Interest rate risk is the risk that, over time, the value of investments will decrease as a result of a rise in interest rates. The City's investment policy does not specifically restrict investment maturities other than commercial paper, which can only be purchased with a 270-day maturity. The City policy minimizes interest rate risk by requiring that the Fund attempt to match its investments with anticipated cash flow requirements. Unless related to a specific cash flow, the City is generally not permitted to directly invest in securities maturing more than 10 years from original date of purchase.

As of June 30, 2005, the City had the following investments and maturities**:**

Governmental Activities	Fair Value	Less Than 1 Year	1-5 Years	6-10 Years
US Treasury	$ 12,689,389	$ 2,446,448	$ 7,583,266	$ 2,659,675
US Government Agency Securities	84,887,117	18,024,779	66,862,338	-
Repurchase Agreement	1,005,222	1,005,222	-	-
Money Market	154,347,640	154,347,640	-	-
Total-Unrestricted	252,929,368	175,824,089	74,445,604	2,659,675
Money Market	45,000,000	45,000,000	-	-
Total -Restricted	45,000,000	45,000,000	-	-
Total Investments	$ 297,929,368	$ 220,824,119	$ 74,445,604	$ 2,659,675

		Investment Maturities in Years			
Business Type Activities	**Fair Value**	**Less Than 1 Year**	**1-5 Years**	**6-10 Years**	**Over 10 Years**
Money Market	$ 54,216,611	$ 54,216,611	-	-	-
Total-Unrestricted	54,216,611	54,216,611	-	-	-
US Treasury	12,976,157	12,976,157	-	-	-
US Government Agency Securities	454,132,713	251,440,514	199,784,590	2,907,609	-
Repurchase Agreement	93,256,654	42,332,654	14,924,000	-	36,000,000
Money Market	488,953,219	488,953,219	-	-	-
Total -Restricted	1,049,318,743	795,702,544	214,708,590	2,907,609	36,000,000
Grand Total	$ 1,103,535,354	$ 849,919,155	$ 214,708,590	$ 2,907,609	$ 36,000,000

Credit Risk

The City's investment policy complies with state law which limits its investments in commercial paper, mutual funds and external investment pools which purchase commercial paper to the top two rating classifications issued by two nationally recognized statistical rating organizations (NRSROs).

As of June 30, 2005, the City's investments have the following ratings:

Governmental Activities:

	U.S. Treasury	U.S. Government Agency Securities	Repurchase Agreements	Money Market
S&P				
AAA	$ 12,689,389	$ 58,059,229	$ -	$ -
Moodys				
Aaa	-	-	-	732,658
AAA	-	26,827,888	1,005,222	198,614,982
Total	$ 12,689,389	$ 84,887,117	$ 1,005,222	$ 199,347,640

Business-Type Activities:

	U.S. Treasury	U.S. Government Agency Securities	Repurchase Agreements	Money Market
S&P				
AAA	$ 12,976,157	$ 395,844,561	$ 28,442,000	$ 10,645,531
AA-	-	-	40,074,500	-
A+	-	-	9,816,154	-
A-	-	-	14,924,000	-
Moodys				
Aaa	-	58,288,152	-	38,010,950
Aa3	-	-	-	1,014,385
	-	-	-	-
Not Rated	-	-	-	493,498,964
Total	$ 12,976,157	$ 454,132,713	$ 93,256,654	$ 543,169,830

Concentration of Credit Risk

Concentration of credit risk is the risk of loss attributed to the magnitude of the city's investment in a single issuer. The city's policy specifies a number of limitations to minimize concentration of credit risk include prohibiting investing more than 5% of the portfolio in securities (excluding U.S. government, mutual funds, external investment pools, and other pooled investments) of any one issuer. More than 5% of the primary government's investments are in Federal Home Loan Bank, Federal Home Loan Mortgage, and Federal National Mortgage Association. These investments are 18.5%, 6.1%, and 13.9%, respectively, of the primary governments investments.

b. Fiduciary Activities

The Fiduciary activities consist of the Pension funds (General Retirement System and Police and Fire Retirement System) and Other Employee Benefit and Agency Funds.

CONFIDENTIAL INFORMATION
mark.angelov@arentfox.com
Detroit/15:08:2013 11:32

Pension Funds

State laws authorize the Pension Funds to make deposits in the accounts of federally insured financial institutions. Cash held by fiscal agents or by trustees is secured in accordance with the requirements of the agency or trust agreement.

The Pension Funds are authorized to invest in obligations of the U.S. government or its agencies, certificates of deposit, savings and depository accounts of insured institutions, commercial paper of certain investment quality, repurchase agreements, banker's acceptances, mutual funds of certain investment quality, equity securities and investment pools authorized by state law.

Custodial Credit Risk of Bank Deposits

Custodial credit risk is the risk that in the event of bank failure, the Pension Funds' deposits may not be returned by the bank. The Pension Funds do not have a deposit policy for custodial credit risk. At June 30, 2005, the General Retirement System and Police and Fire Retirement System had deposits of $11,267,228 and $9,672,771, respectively, that were exposed to custodial credit risk as they were uninsured and uncollateralized.

Custodial Credit Risk of Investments

Custodial credit risk is the risk that, in the event of failure of the counterparty, the Pension Funds will not be able to recover the value of its investments or collateral securities that are in the possession of an outside party. The Pension Funds do not have a policy for custodial credit risk. As of June 30, 2005, the Pension Funds had no investments subject to custodial credit risk.

Interest Rate Risk

Interest rate risk is the risk that, over time, the value of investments will decrease as a result of a rise in interest rates. The pension funds' investment policy does not restrict investment maturities.

C-47

As of June 30, 2005, the Pension Funds had the following investments and maturities:

		Investment Maturities (in years)			
General Retirement System	Fair Value	Less than 1	1 - 5	6 - 10	more than 10
Asset Backed	83,953,543	753,194	59,361,622	1,252,924	22,585,803
CMO	24,876,956	-	799,965	272,038	23,804,953
Corporate Bonds	231,628,740	15,904,350	82,989,282	118,588,374	14,146,734
FHLMC	24,969,252	-	1,247,691	2,044,374	21,677,187
FNMA	69,064,833	-	1,938,653	2,844,399	64,281,781
GNMA	4,743,387	-	534,423	204,094	4,004,870
Government Issues	509,386,179	28,110,142	452,530,960	8,833,505	19,911,572
Municipals	702,496	653,242	49,254	-	-
Foreign Government Issues	33,112,342	4,028,477	6,725,441	19,353,419	3,005,005
STIF-Type Instrument	797,103,222	89,304,981	-	-	707,798,241
Mortgages	46,263,663	31,383,209	14,880,454	-	-
Construction loans	23,920,529	15,305,065	8,615,464	-	-
Private Placement	5,000,000	-	5,000,000	-	-
Total	1,854,725,142	168,785,116	28,495,918	19,353,419	710,803,246

		Investment Maturities (in years)			
Police and Fire Retirement System	Fair Value	Less than 1	1 - 5	6 - 10	More than 10
U.S. Government	$129,475,028	$14,431,714	$75,458,000	$20,558,190	$19,027,124
Mortgage Backed	54,371,713	-	270,134	2,174,714	51,926,865
Collateralized Mortgage Obligation	24,833,936	-	-	-	24,833,936
Corporate	439,208,985	23,656,048	187,021,254	143,788,865	84,742,818
Yankee Bonds	12,463,030	-	1,231,416	315,066	10,916,548
Non-U.S. Fixed Income	31,155,584	3,979,259	15,788,814	8,525,486	2,862,025
Convertible Bonds	8,204,662	149,044	1,020,885	-	7,034,733
Treasury Bills	3,439,095	3,439,095	-	-	-
Mortgages	19,331,504	-	-	-	19,331,504
Construction Loans	62,621,015	51,305,516	11,315,499	-	-
Total	**785,104,552**	**96,960,676**	**292,106,002**	**175,362,321**	**220,675,553**

Credit Risk

State law limits investments in commercial paper to the top two ratings issued by nationally recognized statistical rating organizations. The system has no investment policy that would further limit its investment choices.

As of June 30, 2005, the Pension Funds' investments have the following ratings:

General Retirement System

S&P		Moody	
Amount	**Rating**	**Amount**	**Rating**
227,955	A	3,609,067	A1
2,184,833	A+	10,746,815	A2
275,673	A-1+	2,448,851	A3
89,828	AA	1,682,295	AA1
542,621	AA-	3,530,682	AA2
152,974	AA+	914,947	AA3
11,684,542	AAA	246,131,696	AAA
3,255,949	B	18,169,725	B1
380,147	B-	21,017,424	B2
4,625,130	B+	25,387,322	B3
1,061,020	BB	9,453,732	BA1
60,738	BB-	15,725,284	BA2
2,822,961	BB+	15,975,582	BA3
1,764,783	BBB	6,043,284	BAA1
239,755	BBB+	9,005,332	BAA2
104,162	D	11,017,052	BAA3
		8,750	C
		3,598,138	CA
		11,218,333	CAA1
		4,612,680	CAA2

CONFIDENTIAL INFORMATION
mark.angelov@arentfox.com
Detroit/15:08:2013

Police and Fire Retirement System

Investment Type and Fair Value ($000)	TSY	AGY	AAA	AA	A	BBB	BB	B	CCC & Below	NR
	S&P									
U.S. Government	$82,480	$2,844	$43,195	$956						
Mortgage Backed	-	54,372	-	-	-	-	-	-	-	-
Collateralized Mortgage Obligations	-	15,679	9,155	-	-	-	-	-	-	-
Corporate	-	479	12,403	19,150	130,774	127,786	52,032	68,657	18,424	9,504
Yankee Bonds	-	-	-	-	3,148	6,618	1,757	940	-	-
Non-U.S. Fixed Income	-	-	-	6,384	14,739	2,934	3,037	4,061	-	-
Convertible Bonds	-	-	885	-	1,829	2,635	753	1,950	-	153
Treasury Bills	-	-	3,439	-	-	-	-	-	-	-
Mortgages	-	-	-	-	-	-	-	-	-	19,332
Construction Loans	-	-	-	-	-	-	-	-	-	62,621
Total	**$ 82,480**	**$ 73,374**	**$ 69,077**	**$ 26,490**	**$ 150,490**	**$ 139,973**	**$ 57,579**	**$ 75,608**	**$ 18,424**	**$ 91,610**

Quality Ratings of TSY and AGY have been assigned by The Bank of New York

Foreign Currency Risk

Foreign currency risk is the risk that an investment denominated in a foreign currency could lose U.S. dollar value because of changes in foreign currency exchange rates. State law and the city's investment policy do not permit investments in foreign currency. However, the General Retirement System and Police and Firemen Retirement System (Pension Funds) do not restrict the amount of investments in foreign currency. Their foreign currency investments are as follows:

	Equity	Corporate Bonds	Cash and Cash Equivalents	Government Securities	Derivative
Australian Dollar	$ 7,595,112	$ -	$ 163,535	$ 8,282,550	$ -
Brazilian Real	-	-	3,992	-	-
British Pound Sterling	41,313,013	-	1,562,280	3,005,005	(3,271)
Canadian Dollar	1,811,619	-	31,272	9,893,994	9,486
Danish Krone	2,689,232	-	49,056	-	-
Euro Currency	84,064,927	-	2,165,338	8,040,295	(11,791)
Hong Kong Dollar	2,944,461	-	51,139	-	(1,868)
Hungarian Forint	3,169,711	-	-	-	-
Indionesian Rupiah	534,819	-	3,616	-	-
Japanese Yen	45,406,763	-	7,100,605	6,384	(11,491)
Malaysian Ringgit	621	-	-	-	-
Mexican Nuevo Peso	938,989	-	11,277	34,180	-
New Russian Ruble	-	-	2	-	-
New Zealand Dollar	297,023	1,374,483	3,752	1,360,650	-
Norwegian Krone	6,246,851	-	12,685	-	-
Philippine Peso	168,797	-	2,229	-	-
Polish Zloty	6,901,247	-	-	5,003,345	-
Singapore Dollar	1,578,579	-	16,976	4,028,477	(1,216)
South African Rand	537,065	-	9,615	-	-
South Korean Won	2,247,933	-	272	-	-
Swedish Krona	12,071,842	-	430,400	-	(1,385)
Swiss Franc	16,031,622	-	535,465	-	-
Thai Baht	22,541	-	569	-	-
	$ 236,572,767	$ 1,374,483	$ 12,154,075	$ 39,654,880	$ (21,536)

Securities Lending

As permitted by State statues and under the provisions of a securities lending authorization agreement, the Pension Funds lend securities to broker-dealers and banks for collateral that will be returned for the same securities in the future. The Pension Funds custodial bank manages the securities lending program and receives cash, government securities, or irrevocable bank letters of credit as collateral. The custodial banks do not have the ability to pledge or sell collateral securities unless the borrower defaults. Borrowers are required to deliver collateral for each loan equal to not less than 100 percent of the market value of the loaned securities.

The Pension Funds did not impose any restrictions during the fiscal year on the amount of loans made on its behalf by the custodial bank. There were no failures by any borrowers to return loaned securities or pay distributions thereon during the fiscal year. Moreover, there were no losses during the fiscal year resulting from a default of the borrowers or custodial bank.

The General Retirement System had lent no securities to broker-dealers or banks.

The Police and Fire Retirement System and the borrower maintain the right to terminate all securities lending transaction on demand. The cash collateral received on each loan was invested together with the cash collateral of other lenders in an investment pool. The average duration of this investment pool as of June 30, 2005 was 27 days. Because the loans are terminable on demand, their duration did not generally match the duration of the investments made with cash collateral. On June 30, 2005, the Police and Fire Retirement System had no credit risk exposure to borrowers. The collateral held and the fair market value of underlying securities on loan for the Police and Fire Retirement System as of June 30, 2005 was $1,103,131,232 and $1,072,327,690, respectively.

Other Employee Benefit and Agency Funds

State laws authorize the City to make deposits in the accounts of federally insured financial institutions. Cash held by fiscal agents or by trustees is secured in accordance with the requirements of the agency or trust agreement.

The City is authorized to invest in obligations of the U.S. government or its agencies, certificates of deposit, savings and depository accounts of insured institutions, commercial paper of certain investment quality, repurchase agreements, banker's acceptances, mutual funds of certain investment quality, and investment pools authorized by state law.

Custodial Credit Risk of Bank Deposits

Custodial credit risk is the risk that in the event of bank failure, the Other Employee Benefit and Agency funds (Other Funds) deposits may not be returned by the bank. The City does not have a deposit policy for custodial credit risk. At June 30, 2005, the Other Funds had deposits of $13,811,612 that were exposed to custodial credit risk as they were uninsured and uncollateralized.

Custodial Credit Risk of Investments

Custodial credit risk is the risk that, in the event of failure of the counterparty, the Other Funds will not be able to recover the value of its investments or collateral securities that are in the possession of an outside party. The City does not have a policy for custodial credit risk. As of June 30, 2005, the Other Funds had no investments subject to custodial credit risk.

Interest Rate Risk

Interest rate risk is the risk that, over time, the value of investments will decrease as a result of a rise in interest rates. The City's investment policy does not specifically restrict investment maturities other than commercial paper, which can only be purchased with a 270-day maturity. The City policy minimizes interest rate risk by requiring that the Fund attempt to match its investments with anticipated cash flow requirements. Unless related to a specific cash flow, the City is generally not permitted to directly invest in securities maturing more than 10 years from original date of purchase.

CONFIDENTIAL INFORMATION
mark.angelov@arentfox.com
Detroit/15:08:2013 11:02

As of June 30, 2005, the Other Funds had the following investments and maturities:

Employee Benefit/ Agency Funds	Fair Value	Less than 1 yr
Money Market	$ 34,354,890	$ 34,354,890
Mutual Funds	18,429,867	18,429,867
U.S. Gov't Agency Securities	39,733	39,733
Equity	4,436,139	4,436,139
Total-Unrestricted	57,260,629	57,260,629
Restricted-Mutual Funds	2,200,862	2,200,862
Grand Total	$ 59,461,491	$ 59,461,491

Credit Risk

The City's investment policy complies with state law which limits its investments in commercial paper, mutual funds and external investment pools which purchase commercial paper to the top two rating classifications issued by two nationally recognized statistical rating organizations (NRSROs).

As of June 30, 2005, the Other Funds investments in debt securities are with money market funds and mutual funds, which have no rating.

c. Component Units

School District of the City of Detroit.

State statues and the School District of the City of Detroit (School District) investment policy authorize the School District to make deposits in the accounts of federally insured banks, credit unions, and savings and loan associations that have offices in Michigan. The School District is allowed to invest in U.S. Treasury or agency obligations, U.S. government repurchase agreements, bankers' acceptances, commercial paper rated prime at the time of purchase that matures not more than 270 days after the date of purchase, mutual funds, and investment pools that are composed of authorized investment vehicles. The School District deposits are in accordance with statutory authority.

The School District has designated three banks and one credit union for the deposit of its funds.

The investment policy adopted by the School District has authorized investments as listed in the State statutory authority as listed above.

The School District's cash and investments are subject to several types of risk, which are examined in more detail below:

Custodial Credit Risk of Bank Deposits – Custodial credit risk is the risk that in the event of a bank failure, the School District's deposits may not be returned to it. The School District's investment policy requires that financial institutions be evaluated and only those with an acceptable risk level are used fro the School District's deposits for custodial credit risk. At year end, the School District's deposit balance of $9,098,466 had $8,880,646 of bank deposits (certificates of deposit, checking and savings accounts) that were uninsured and uncollateralized.

Custodial Credit Risk of Investments – Custodial credit risk is the risk that, in the event of the failure of the counterparty, the School District will not be able to recover the value of its investments or collateral securities that are in the possession of an outside party. The School District's policy for custodial credit risk states that custodial credit risk will be minimized by limiting investments to the types of securities allowed by state law, and by pre-qualifying the financial institutions, broker/dealers, intermediaries, and advisors with which the School District will do business using the criteria established in the investment policy. The School District does not have investments with custodial credit risk.

Interest Rate Risk – Interest rate risk is the risk that the value of investments will decrease as a result of a rise in interest rates. The School District's investment policy does not restrict investment maturities, other than commercial paper which can only be purchased with a 270-day maturity. The School District's policy minimizes interest rate risk by requiring the structuring

the investment portfolio so that securities mature to meet cash requirements for ongoing operations, thereby avoiding the need to sell securities in the open market; and investing operating funds primarily in shorter-term securities, liquid asset funds, money market mutual funds, or similar investment pools and limiting the average maturity in accordance with the School District's cash requirements.

Credit Risk – State law limits investments in commercial paper to the top two ratings issued by nationally recognized statistical rating organizations. The School District's investment policy does not further limit it investment choices.

At year-end, the maturities of investments and the credit quality ratings of debt securities (other than the U.S. government) are as follows:

Investment	Fair Value	Maturities	Rating	Rating Organization
Federal Home Loan Mortgage Corporation Discount Note	$ 15,043,980	7/5/2005	AAA	S&P
Bank America Tri Party Repurchase Agreement	70,000,000	7/1/2005	AAA	S&P
Goldman Sachs Tri Party Repurchase Agreement	21,000,000	7/1/2005	AAA	S&P
Morgan Stanley Tri Party Repurchase Agreement	70,000,000	7/1/2005	AAA	S&P
ING US FDG LLC Commercial Paper	1,994,380	8/1/2005	A1/P1	S&P/Moody's
JP Morgan US Government Money Market Fund Capital Class	82,980,549	N/A	AAAm/Aaa	S&P/Moody's
Dreyfus Corporation Dreyfus Government Cash Management	871,449	N/A	N/A	Not Rated
Citicorp Discount Commercial Paper	1,996,760	7/19/2005	A1/P1	S&P/Moody's
AIG FDG Inc Discount Commercial Paper	8,693,451	7/22/2005	A1/P1	S&P/Moody's
Ciesco LLC Discount Commercial Paper	6,287,778	7/22/2005	A1/P1	S&P/Moody's
Citigroup Global Markets Holdings Inc. Discount Commercial Paper	5,487,075	7/27/2005	A1/P1	S&P/Moody's
General Electric CAP Corporation Discount Commercial Paper	1,994,380	8/1/2005	A1/P1	S&P/Moody's
ING US FDG LLC Discount Commercial Paper	12,963,470	8/1/2005	A1/P1	S&P/Moody's
Barclays US FDG LLC Discount Commercial Paper	5,866,193	8/31/2005	A1/P1	S&P/Moody's
Barclays US FDG LLC Discount Commercial Paper	4,968,950	9/6/2005	A1/P1	S&P/Moody's
UBS Financial Del LLC Discount Commercial paper	3,776,098	9/6/2005	A1/P1	S&P/Moody's
Citigroup Global Markets Holdings Inc. Discount Commercial Paper	4,968,100	9/7/2005	A1/P1	S&P/Moody's
Dexia Del LLC Discount Commercial Paper	4,669,450	9/9/2005	A1/P1	S&P/Moody's
Federal Home Loan Bank Discount Note	8,990,100	7/13/2005	AAA	S&P
Federal National Mortgage Association Discount Note	9,862,313	7/15/2005	AAA	S&P
Federal Home Loan Bank Discount Note	8,989,200	7/15/2005	AAA	S&P
Federal National Mortgage Association Discount Note	4,982,000	8/10/2005	AAA	S&P
Federal Home Loan Mortgage Corporation Medium Term Note	2,000,160	10/7/2005	AAA	S&P
Federal Home Loan Bank Discount Note	5,443,900	10/18/2005	AAA	S&P
Amstel Funding Corporation Commercial Paper	250,200	7/15/2005	A1/P1	S&P/Moody's
Asset One Sec LLC Commercial Paper	250,495	7/8/2005	A1/P1	S&P/Moody's
Atlantis One Funding Commercial Paper	246,340	8/11/2005	A1+/P1	S&P/Moody's
Beethoven Funding Corporation Commercial Paper	246,373	11/9/2005	A1/P1	S&P/Moody's
Beethoven Funding Corporation Commercial Paper	319,970	7/1/2005	A1/P1	S&P/Moody's
Coca-Cola Company Commercial Paper	198,598	7/5/2005	A1/P1	S&P/Moody's
Coop Association Tractor Commercial Paper	98,931	7/25/2005	A1/P1	S&P/Moody's
Coop Association Tractor Commercial Paper	390,884	9/27/2005	A1/P1	S&P/Moody's
Dealers Capital Access Commercial Paper	147,704	10/12/2005	A1/P1	S&P/Moody's
Edison Asset Securitization Commercial Paper	245,940	10/3/2005	A1+/P1	S&P/Moody's
Fairway Finance Corporation Commercial Paper	246,663	7/7/2005	A1/P1	S&P/Moody's
Fairway Finance Corporation Commercial Paper	245,884	11/7/2005	A1/P1	S&P/Moody's
GE Capital Corporation Commercial Paper	118,470	7/1/2005	A1+/P1	S&P/Moody's
GE Capital Corporation Commercial Paper	197,314	9/8/2005	A1+/P1	S&P/Moody's
Starbird Funding Corporation Commerical Paper	248,729	8/10/2005	A1/P1	S&P/Moody's

CONFIDENTIAL INFORMATION
mark.angelov@arentfox.com
Detroit/ 5/03/2013 11:32

Sydney Capital Corporation Commercial Paper	246,878	7/14/2005	A1+/P1	S&P/Moody's
Three Crowns FDG LLC Commercial Paper	246,539	7/21/2005	A1/P1	S&P/Moody's
Three Crowns FDG LLC Commercial Paper	273,183	9/29/2005	A1/P1	S&P/Moody's
Windmill Funding Corporation Commercial Paper	398,415	7/27/2005	A1+/P1	S&P/Moody's
Repurchase agreement	5,677,299	7/1/2005	Not rated	Not rated
MILAF MIMAX	1,057,506	N/A	AAAm	S&P
Total investments	$ 375,182,051			

Concentration of Credit Risk – The School District places no limit on the amount the School District may invest in any one issuer. The School District's policy minimizes concentration of credit risk by requiring diversification of the investment portfolio so that the impact of potential losses from any one type of security or issuer will be minimized. More than 5 percent of the School District 's investments are invested in the following.

Investment	Fair Value	Percentage of Total Investments
JP Morgan US Government Money Market Fund Capital Class	$ 82,980,549	22.12%
Bank America Tri Party Repurchase Agreement	70,000,000	18.66%
Morgan Stanley Tri Party Repurchase Agreement	70,000,000	18.66%
Goldman Sachs Tri Party Repurchase Agreement	21,000,000	5.60%
Federal Home Loan Bank Discount Note	23,423,200	6.24%
Total	$ 267,403,749	71.27%

2. Other Receivables: Other receivables in the statement of net assets for governmental activities are shown in the aggregate. The following details the other receivable balance at June 30, 2005:

	General	Other Governmental	Total
Estimated Withheld Income Tax Receivable	$ 28,381,590	$ —	$ 28,381,590
Trade Receivables	21,342,143	1,236,024	22,578,167
Land Contracts Receivable	4,672,578	—	4,672,578
Property Taxes	58,093,679	20,478,737	78,572,416
Income Taxes	38,617,652	—	38,617,652
Special Assessments	25,697,431	347,225	26,044,656
Interest and Penalties	5,685,000	2,005,000	7,690,000
Utility Users Tax	6,241,469	—	6,241,469
Due from Fidiciary Funds	4,910,736	—	4,910,736
Allowance for Doubtful Accounts	(136,611,870)	(17,091,532)	(153,703,402)
Total Other Receivables, Net	$ 57,030,408	$ 6,975,454	$ 64,005,862

3. Due from/to Other Governmental Agencies: Due from/to other governmental agencies consists primarily of sales and charges for services to/from the County, the State, and the Federal Government.

4. Interfund Receivables and Payables: During the course of operations, numerous transactions occur between the City funds for goods provided and services rendered and for the reimbursement of expenditures. Related interfund receivables and payables are classified as "due from other funds" and "due to other funds" on the Balance Sheet and Statement of Net Assets and will be settled within one year. Interfund receivables and payables at June 30, 2005 are as follows:

	Due From								
	General Fund	Non-Major Governmental Funds	Sewage Disposal Fund	Transportation Fund	Water Fund	Auto Parking Fund	Non-Major Proprietary Fund	Fiduciary Funds	Total
Due to:									
General Fund	$ -	$ 14,819,187	$ 4,707,202	$ 10,781,506	$ 17,378,010	$ 538,137	$ 211,119	$ 4,910,736	$ 53,345,897
Non-Major Governmental Funds	5,176,131	1,189,209	—	—	236,522	27,333	—	—	6,629,195
Sewage Disposal Fund	49,242,946	—	—	—	54,783,681	—	—	—	104,026,627
Transportation Fund	560,346	200,086	—	—	—	—	—	—	760,432
Water Fund	34,037,321	181,080	59,238,140	168,056	—	—	—	—	93,624,597
Automobile Parking Fund	364,374	25,179	—	—	—	—	83	—	389,636
Non-Major Proprietary Fund	1,430,941	—	—	—	—	—	—	—	1,430,941
Fiduciary Funds	71,335,032	—	262,382	—	—	—	—	—	71,597,414
Total	$ 162,147,091	$ 16,414,741	$ 64,207,724	$ 10,949,562	$ 72,398,213	$ 565,470	$ 211,202	$ 4,910,736	$ 331,804,739

5. Advances: Advances represent interfund receivables and payables that will not be paid within one year. Advances between funds at June 30, 2005 are as follows:

Receivable Fund	Amount
General Fund	$ 12,692,905
	$ 12,692,905

Payable Fund	Amount
Detroit Workforce Development Department (Non-Major Governmental Fund)	$ 145,674
Capital Projects Fund (Non-Major Governmental Fund)	850,000
Transportation Fund (Proprietary Fund)	10,447,231
Automobile Parking Funds (Proprietary Fund)	1,250,000
	$ 12,692,905

6. Transfers: During the course of the fiscal year transactions occur between the City funds for operating subsidies. Related interfund receipts and disbursements are classified as "transfers in" and "transfers out" on the Statement of Revenues, Expenditures/Expenses, and Changes in Fund Balance/Net assets. The transfers are routine and consistent with the activities of the funds. Transfers between funds at June 30, 2005 are as follows:

	Tranfers In					
	General Fund	Non-major Governmental Funds	Transportation Fund	Automobile Parking Fund	Non-major Enterprise Fund	Total
Transfers Out						
General Fund	$ -	$ 47,065,747	$ 77,441,898	$ 9,575,006	$ 2,568,402	$ 136,651,053
Non-Major Governmental	33,051,546	60,958,496	-	-	-	94,010,042
	$ 33,051,546	$ 108,024,243	$ 77,441,898	$ 9,575,006	$ 2,568,402	$ 230,661,095

The General Fund transferred $136.6 million to other funds. The largest transfer was made to the Transportation Fund for $77.4 million to maintain bus operations. The General Fund also transferred $38.8 million to the Debt Service Fund for principal and interest payments. A transfer of $9.6 million was made to the Automobile Parking Fund to support operations due the union lockout in effect for the 2004-2005 NHL hockey season.

The Non-Major Governmental Funds transferred $94 million to other funds. The Debt Service Fund transferred $37.5 million of unspent bond proceeds to the Capital Projects Fund to be reserved for the future Cobo Hall construction costs.

CONFIDENTIAL INFORMATION
mark.angelov@arentfox.com
Detroit/15:08:2013 11:32

The Major and Local Street Fund transferred $30.3 million to the General Fund to reimburse General Fund for street construction costs.

7. Capital Asset Activity for the Year Ended June 30, 2005:

	Primary Government			
	Beginning Balance	Additions	Retirements	Ending Balance
Governmental Activities:				
Non-Depreciable Assets:				
Land	$ 355,511,574	$ 27,536,453	$ (34,400)	$ 383,013,627
Works of Arts	29,788,133	-	-	29,788,133
Construction in Progress	153,106,957	75,251,114	(21,360,725)	206,997,346
Total Non-Depreciable Assets	538,406,664	102,787,567	(21,395,125)	619,799,106
Depreciable Assets:				
Buildings and Improvements	698,160,966	106,885,999	(3,671,389)	801,375,576
Machinery and Equipment	377,848,919	34,168,607	(4,287,368)	407,730,158
Infrastructure	767,336,917	60,064,260	-	827,401,177
Total Depreciable Assets	1,843,346,802	201,118,866	(7,958,757)	2,036,506,911
Less Accumulated Depreciation for :				
Buildings and Improvements	263,325,399	31,805,821	(183,754)	294,947,466
Machinery and Equipment	297,444,161	22,770,003	(4,258,367)	315,955,797
Infrastructure	626,934,101	15,425,818	-	642,359,919
Total Accumulated Depreciation	1,187,703,661	70,001,642	(4,442,121)	1,253,263,182
Governmental Activities Capital Assets, Net	$ 1,194,049,805	$ 233,904,791	$ (24,911,761)	$ 1,403,042,835

Depreciation Expense was charged to the Governmental functions as follows:

Public Protection	$ 12,196,755
Health	1,830,351
Education	109,285
Recreation and Culture	9,286,687
Economic Development	18,376,250
Housing Supply and Condition	191,925
Physical Environment	23,015,059
Development and Management	4,995,330
Total:	$ 70,001,642

Business-type Activities:

Major Funds:	Beginning Balance	Increase	Decrease	Ending Balance
Sewage Disposal Fund:				
Non-Depreciable Assets:				
Land and Land Rights	$ 13,876,751	$ -	$ -	$ 13,876,751
Construction in Progress	1,203,738,078	439,665,001	(423,417,016)	1,219,986,063
Total Non-Depreciable Assets	1,217,614,829	439,665,001	(423,417,016)	1,233,862,814
Depreciable Assets:				
Buildings and Structures	891,488,855	252,665,492	(239,425)	1,143,914,922
Sewer Lines	532,455,750	10,313,939	-	542,769,689
Machinery, Equipment and Fixtures	572,095,371	136,220,745	(284,257)	708,031,859
Total Depreciable Assets	1,996,039,976	399,200,176	(523,682)	2,394,716,470
Total Capital Assets	3,213,654,805	838,865,177	(423,940,698)	3,628,579,284
Less Accumulated Depreciation:				
Buildings and Structures	227,878,813	24,164,324	(213,185)	251,829,952
Sewer Lines	96,278,191	5,635,113	-	101,913,304
Machinery, Equipment and Fixtures	313,414,031	14,253,879	(283,451)	327,384,459
Total Accumulated Depreciation	637,571,035	44,053,316	(496,636)	681,127,715
Net Capital Assets	$ 2,576,083,770	$ 794,811,861	$ (423,444,062)	$ 2,947,451,569
Transportation Fund:				
Non-Depreciable Assets:				
Land and Land Rights	$ 4,114,574	$ -	$ -	$ 4,114,574
Construction in Progress	4,699,876	3,892,509	(3,541,604)	5,050,781
Total Non-Depreciable Assets	8,814,450	3,892,509	(3,541,604)	9,165,355
Depreciable Assets:				
Buildings and Structures	65,498,463	4,411,792	-	69,910,255
Machinery, Equipment and Fixtures	48,489,640	2,240,984	-	50,730,624
Vehicle and Buses	148,970,549	32,227,735	(14,361,222)	166,837,062
Total Depreciable Assets	262,958,652	38,880,511	(14,361,222)	287,477,941
Total Capital Assets	271,773,102	42,773,020	(17,902,826)	296,643,296
Less Accumulated Depreciation:				
Buildings and Structures	45,764,174	1,377,739	-	47,141,913
Machinery, Equipment and Fixtures	28,840,860	3,412,179	-	32,253,039
Vehicle and Buses	66,682,027	12,129,304	(14,361,223)	64,450,108
Total Accumulated Depreciation	141,287,061	16,919,222	(14,361,223)	143,845,060
Net Capital Assets	$ 130,486,041	$ 25,853,798	$ (3,541,603)	$ 152,798,236

CONFIDENTIAL INFORMATION
mark.angelov@arentfox.com
Detroit/15:08.2013 11:32

Business-type Activities (continued)

	Beginning Balance	Increase	Decrease	Ending Balance
Water Fund:				
Non-Depreciable Assets:				
Land and Land Rights	$ 6,527,438	$ -	$ -	$ 6,527,438
Construction in Progress	679,745,387	171,715,631	(433,433,858)	418,027,160
Total Non-Depreciable Assets	686,272,825	171,715,631	(433,433,858)	424,554,598
Depreciable Assets:				
Land Improvements	96,834,157	6,489,620	-	103,323,777
Buildings and Structures	453,406,152	254,440,499	-	707,846,651
Water lines	689,057,547	25,799,056	-	714,856,603
Machinery, Equipment and Fixtures	492,782,490	138,004,268	(151,748)	630,635,010
Total Depreciable Assets	1,732,080,346	424,733,443	(151,748)	2,156,662,041
Total Capital Assets	2,418,353,171	596,449,074	(433,585,606)	2,581,216,639
Less Accumulated Depreciation:				
Land Improvements	55,574,268	1,935,202	-	57,509,470
Buildings and Structures	172,328,105	7,660,215	-	179,988,320
Water Lines	246,104,133	9,566,224	(193,610)	255,476,747
Machinery, Equipment and Fixtures	173,646,239	22,367,967	(125,379)	195,888,827
Total Accumulated Depreciation	647,652,745	41,529,608	(318,989)	688,863,364
Net Capital Assets	$ 1,770,700,426	$ 554,919,466	$ (433,266,617)	$ 1,892,353,275
Automobile Parking Fund:				
Non-Depreciable Assets:				
Land and Land Rights	$ 7,014,113	$ -	$ -	$ 7,014,113
Construction in Progress	5,858,056	1,282,871	(6,636,744)	504,183
Total Non-Depreciable Assets	12,872,169	1,282,871	(6,636,744)	7,518,296
Depreciable Assets:				
Land Improvements	214,908	-	-	214,908
Buildings and Structures	199,088,852	8,199,660	-	207,288,512
Machinery, Equipment and Fixtures	2,339,955	51,251	-	2,391,206
Total Depreciable Assets	201,643,715	8,250,911	-	209,894,626
Total Capital Assets	214,515,884	9,533,782	- (6,636,744)	217,412,922
Less Accumulated Depreciation:			-	
Land Improvements	166,368	10,745	-	177,113
Buildings and Structures	105,978,636	6,103,469	-	112,082,105
Machinery, Equipment and Fixtures	1,755,641	172,944	-	1,928,585
Total Accumulated Depreciation	107,900,645	6,287,158	- -	114,187,803
Net Capital Assets	$ 106,615,239	$ 3,246,624	$ - $ (6,636,744)	$ 103,225,119

Business-type Activities (continued)

	Beginning Balance	Increase	Decrease	Ending Balance
Non-Major Fund:				
Non-Depreciable Assets:				
Land and Land Rights	$ 5,169,374	$ -	$ -	$ 5,169,374
Total Non-Depreciable Assets	5,169,374	-	-	5,169,374
Depreciable Assets:				
Land Improvements	8,020,718	-	-	8,020,718
Buildings and Structures	5,272,287	581,486	-	5,853,773
Machinery, Equipment and Fixtures	1,729,316	41,326	-	1,770,642
Vehicle and Buses	1,482,115	94,663	-	1,576,778
Total Depreciable Assets	16,504,436	717,474	-	17,221,910
Total Capital Assets	21,673,810	717,474	-	22,391,284
Less Accumulated Depreciation:				
Land Improvements	5,958,411	167,098	-	6,125,509
Buildings and Structures	4,078,141	43,462	-	4,121,603
Machinery, Equipment and Fixtures	1,437,656	80,809	-	1,518,465
Vehicle and Buses	630,554	101,719	-	732,273
Total Accumulated Depreciation	12,104,762	393,088	-	12,497,851
Net Capital Assets	$ 9,569,048	$ 324,386	$ -	$ 9,893,434

CONFIDENTIAL INFORMATION
mark.angelov@arentfox.com
Detroit/15:08:2013

Component Units

School District of the City of Detroit:	Beginning Balance	Additions	Retirements	Ending Balance
Non-Depreciable Assets:				
Land and Land Rights	$ 55,427,603	$ 14,394,596	$ (10,600)	$ 69,811,599
Construction in Progress	432,500,072	15,192,146	(702,667)	446,989,551
Total Non-Depreciable Assets	487,927,675	29,586,742	(713,267)	516,801,150
Depreciable:				
Buildings and Structures	1,009,762,305	139,599,832	(5,171,000)	1,144,191,137
Land Improvements	63,406,679	38,037,657	—	101,444,336
Buses and Other Vehicles	43,313,438	8,746,862	(7,350,000)	44,710,300
Machinery, Equipment, and Fixtures	166,063,632	30,591,220	(14,992)	196,639,860
Total Depreciable Assets	1,282,546,054	216,975,571	(12,535,992)	1,486,985,633
Total Capital Assets	1,770,473,729	246,562,313	(13,249,259)	2,003,786,783
Less Accumulated Depreciation:				
Building and Structures	339,377,994	26,409,305	(1,180,711)	364,606,588
Land Improvements	10,918,892	3,748,108	—	14,667,000
Buses and Other Vehicles	27,172,099	3,791,281	(7,350,000)	23,613,380
Machinery, Equipment, and Fixtures	37,963,026	27,530,654	(2,415)	65,491,265
Total Accumulated Depreciation	415,432,011	61,479,348	(8,533,126)	468,378,233
Net Capital Assets	$ 1,355,041,718	$ 185,082,965	$ (4,716,133)	$ 1,535,408,550

Other Component Units:

Non-Depreciable Assets:				
Land and Land Rights	$ 38,032,013	$ —	$ —	$ 38,032,013
Works of Art	3,216,175	—	—	3,216,175
Construction in Progress	29,507,376	673,354	(23,909,560)	6,271,170
Total Non-Depreciable Assets	70,755,564	673,354	(23,909,560)	47,519,358
Depreciable:				
Land and Leasehold Improvements	188,444	—	—	188,444
Buildings and Structures	236,345,291	—	—	236,345,291
Facility and Steamline	513,623,297	—	—	513,623,297
Machinery, Equipment and Fixtures	300,137,378	13,578,861	(128,019)	313,588,220
Vehicles and Buses	383,024	—	—	383,024
Total Depreciable Assets	1,050,677,434	13,578,861	(128,019)	1,064,128,276
Total Capital Assets	1,121,432,998	14,252,215	(24,037,579)	1,111,647,634
Less Accumulated Depreciation	514,836,000	27,264,368	—	542,100,368
Net Capital Assets	$ 606,596,998	$ (13,012,153)	$ (24,037,579)	$ 569,547,266

8. **Deferred Revenue:** Deferred revenue represents revenue received, but for which the revenue recognition criteria have not been met. Accordingly, these revenues are deferred until such time as the revenue recognition criteria are met.

9. **Due from/to Component Units:** Due from/to component units consists of sales, charges for services, and property tax revenue to the District, DPL, EDC, and DTC.

B. LIABILITIES

1. Commitments and Contingencies

a. **Lawsuits and Claims:** The City is a defendant in numerous lawsuits and is also subject to other claims. It has been the City's experience that lawsuits and claims are often settled for amounts less than the stated demand. While it is not possible to determine the final outcome of these lawsuits and claims exactly, the City and its Legal Department have estimated that the liability for all such litigation and claims approximates $116.5 million for governmental activities.

b. **Grant Audits:** Several of the City's funds participate in a number of federally assisted grant programs, principally, the Community Development Block Grant, Low Income Housing Subsidies, Head Start, Job Training Partnership Act, DDS Work First/Edge, and Substance Abuse Programs. These programs are subject to program compliance audits by the grantors or their representatives. The audits of these programs prior to and/or including the year ended June 30, 2005 have not been conducted and/or completed. Accordingly, the funds' compliance with applicable grant requirements will be established at some future date. The amount, if any, of expenditures that may be disallowed by the granting agencies cannot be determined as of June 30, 2005. Since the City believes such adjustments, if any, will not be material, no provision for possible adjustments has been made.

c. **Detroit Housing Commission Grant Audits (DHC):** Effective July 1, 2003, the City changed its presentation of the DHC to a discretely presented component unit of the City. In April of 2003, HUD issued a Management Review of the Detroit Housing Commission. This report outlined questioned costs and unsupported expenses amounting to $14,236,946. These amounts are summarized below:

Grant Name	Amount
Low Income Housing Grant	$ 5,722,600
PHDEP	5,359,891
Capital Projects Grant	4,577,932
Total	15,660,423
Less: Amount not drawn down from HUD	(1,423,477)
	$ 14,236,946

On May 16, 2001, the HUD Office of the Inspector General issued an Audit report concerning the HOPE VI Program. The report outlined $18,291,476 in questioned costs due to HUD. Due to on-going negotiations, the balance of this liability is $6,480,057 at June 30, 2005.

These liabilities were incurred while the DHC was reported as a department of the City; therefore, both of the contested amounts of $14,236,946 and $6,480,057 have been recorded in the City's government-wide financial statements. The City is in the process of vigorously defending these questioned costs.

d. **Rate Matters:** The Sewage Disposal Fund is a party to certain challenges and disputes related to its wastewater treatment rates by various groups and governmental entities. The challenges address the reasonableness of the overall revenue requirement to be attained, certain cost allocation methods, and ultimate amounts billed. Settlement discussions are ongoing and the ultimate resolution is not currently known.

CONFIDENTIAL INFORMATION
mark.angelov@arentfox.com
2013

e. **Block Grant Funds:** Several revitalization projects in the City have used a combination of financing from governmental and private sources. One of the sources of governmental financing has been Section 108 loan notes from the Federal Government. As of June 30, 2005, future Block Grant Funds of $22,523,000 were pledged as collateral for the amounts owed to the Federal Government under Section 108 of the Housing and Community Development Act of 1974, as amended. In addition, the City was previously authorized to use Block Grant Funds totaling $66,962,000 for the Central Industrial Park Project. At June 30, 2005, $2,807,435 is outstanding against this advance.

f. **Greater Detroit Resource Recovery Authority (GDRRA):** In 1991, the GDRRA sold its waste-to-energy facility to private investors in a sale-leaseback transaction for $634.9 million. The purchase price was paid with $127 million in cash, mortgage notes of $342.7 million, and future assumption of revenue bonds payable in the amount of $165.2 million. The purchasers agreed to lease the facility to an outside contractor for an initial lease term of 18 years. The outside contractor will continue to operate the facility under a supplemental operating agreement with the GDRRA, which results in the GDRRA assuming most of the lease obligations. Upon expiration of the initial lease term, the GDRRA has options to renew the lease or to repurchase the facility. The City, under the supplemental service contract, has agreed to pay supplemental tipping fees to the GDRRA sufficient to, among other things, meet these obligations. The lease payments approximate the amortization of the mortgage notes. The cash proceeds from the sale of the facility will be reported as a finance obligation until the GDRRA's repurchase option is exercised or expires, at which time the gain on the sale will be recognized. Additionally, in 1991 the GDRRA distributed $54 million of the cash proceeds to the City, which was reflected as a reduction of the GDRRA's equity.

Future minimum lease payments for each of the next four years for the initial lease term are as follows: 2006 – $51,419,062; 2007 – $52,521,466; 2008 – $ 34,719,333 and 2009 – $34,719,333 (expiration year).

g. **Other Contingencies:** The General Fund has a contingent liability for the obligations of all other City funds should such funds be unable to generate sufficient funds to liquidate their liabilities. In particular, the Airport, Detroit Transportation Corporation, and Transportation Fund have received varying levels of subsidy from the General Fund to fund operating requirements.

h. **Construction Commitments:** The City has commitments for future construction contracts. Construction in progress and remaining commitments at June 30, 2005 are as follows:

	Spent to June 30, 2005	Remaining
Public protection	$ 62,171,273	$ 95,565,766
Municipal facilities	46,023,951	6,347,120
Cultural and recreational	111,813,976	7,397,933
Human services	1,288,329	2,465,326
Municipal services	1,755,560	1,089,108
	$ 223,053,089	$ 112,865,253

i. **Risk Management:** The City is exposed to various risks of losses related to torts; theft of, damage to, and destruction of assets; injuries to employees; and natural disasters. During fiscal 1995, the City issued $100 million of Self-insurance Bonds, and a portion of proceeds were used to reimburse the General Fund for all of its fiscal 1995 legal judgments and workers' compensation claim payments ($41million). The bonds require that remaining funds be used for self-insurance activities. The City is self-insured for losses such as workers' compensation, legal, and disability benefits. The City currently reports the risk management activities of non-Enterprise Funds and Transportation Fund in its General Fund. Each fund pays insurance premiums to the General Fund based on past claims activities. Amounts remaining related to self-insurance have been reserved. Because Transportation fund is included in the General Fund's risk management activities, it does not record a liability in its financial statements.

Risk management activities for the other Enterprise Funds are recorded and reported separately in those funds. The Library, a discretely presented component unit, reimburses the City for all costs incurred related to workers compensation. The Library records the liability in its financial statements.

At June 30, 2005, the amount of the workers' compensation, legal claims and judgments, and disability benefits was estimated at $181.2 million for the primary government. The City has recognized a liability that approximated $7.0 million in the General Fund as of June 30, 2005 for public liability and workers compensation claims that were due as of year-end. All other claims liabilities are considered to be long-term liabilities and are recognized in the government-wide financial statements. This liability is the City's best estimate based on available information. Changes in the reported liability for the years ended June 30, 2005 and 2004 were as follows:

	(In Millions) June 30, 2005	June 30, 2004
Balance at Beginning of Year	$ 187.3	$ 178.8
Current Year Claims and Changes in Estimates	60.8	117.7
Claims Payments	(66.9)	(109.2)
Balance at End of Year	$ 181.2	$ 187.3

Claims, expenditures, and liabilities are reported in accordance with GASB No. 10, *Accounting and Financial Reporting for Risk Financing and Related Insurance Issues* (as amended by GASB No. 17), when it is probable that an asset has been impaired or a liability has been incurred and the amount of that loss can be reasonably estimated. These losses include an estimate of claims that have been incurred but not reported.

As a result of the issuance of the Self-insurance Bonds and the operations of the Self-insurance Reserve Fund, at June 30, 2005 the General Fund has reserved $29.2 million for the purpose of funding the City's future claims liabilities.

2. **Other Commitments:** The City has entered into various noncancelable-operating leases for various equipment. The commitments under such lease agreements provide for minimum annual rental payments as follows:

Fiscal Year Ending:	
2006	$ 8,415,372
2007	5,486,898
2008	4,716,654
2009	2,748,140
2010	1,799,707
Total Minimum Payments	$ 23,166,771

Rental expense for all operating leases approximated $18.4 million for the year ended June 30, 2005.

The various bond indentures contain significant limitations and restrictions on annual debt service requirements, maintenance of and flow of monies through various restricted accounts, minimum amounts to be maintained in various sinking funds, and minimum revenue bond coverage.

3. **Short-Term Revenue Anticipation Notes:** In June 2005, the City issued $54,445,000 (Series 2005) in Revenue Anticipation Notes (RANS). The notes are due on April 3, 2006 and bear interest at 4.00% per year. The notes are not subject to redemption prior to maturity. The Notes were issued to pay necessary operating expenditures and to pay the costs of issuance with respect to the Notes.

4. **Long-Term Obligations**

Governmental Activities:

The Michigan Constitution established the authority, subject to constitutional and statutory prohibition, for municipalities to incur debt for public purposes. The City is subject to the Home Rule Act, Act 279 Public Acts of Michigan, 1909, as amended, which limits the net indebtedness incurred for all public purposes to as much as, but not to exceed, the greater of the following: (a) 10% of the assessed value of all the real and personal property in the City, or (b) 15% of the assessed value of all the real and personal property in the City if that portion of the total amount of indebtedness incurred which exceeds 10% is, or has been, used solely for the construction or renovation of hospital facilities.

CONFIDENTIAL INFORMATION
mark.angelov@arentfox.com
Dec 4, 2013 11:32

In August 2004, the City issued $41,325,000 of Unlimited Tax General Obligation Bonds to finance various capital projects; the bonds are fully matured in April 2024, with an average yield of 4.22%. Refunding Bonds were issued in the amount of $70,355,000 to advance refund $69,160,000 of previously issued Unlimited Tax General Obligation Bonds. The advance refunding resulted in a difference between the reacquisition price and net carrying amount of the old debt of $1,195,000. This difference, reported in the financial statements as a deduction from bonds payable, is being charged through the year 2018 using the straight-line method.

In August 2004, the City issued $62,285,000 of Limited Tax General Obligation Bonds to fund the Risk Management Fund. The bonds fully mature in April 2014, with an average yield of 4.70%.

In January 2005, the City issued $81,050,000 in Refunding Bonds that were issued to advance refund $81,230,000 of previously issued Unlimited Tax General Obligation Bonds. The bonds fully mature in April 2011, with an average yield of 3.51%. The refunding resulted in a difference between the reacquisition price and net carrying amount of the old debt of $180,000. This difference, reported in the financial statements as an increase to bonds payable, is being charged through the year 2011 using the straight-line method.

In June 2005, the City issued $87,030,000 of Limited Tax General Obligation Bonds to finance capital improvement projects. The bonds fully mature in April 2025, with an average yield of 3.24%. Refunding Bonds in the amount of $11,785,000 were issued to advance refund $11,410,000 of previously issued Limited Tax General Obligation Bonds. The advance refunding resulted in a difference between the reacquisition price and net carrying amount of the old debt of $375,000. This difference, reported in the financial statements as a deduction from bonds payable, is being charged through the year 2021 using the straight-line method.

The net savings (loss) from refundings and the related economic gains are as follows:

	Series 2004 -B $70,355,000	Series 2005-A $81,050,000	Series 2005-B $11,785,000
Cash flow requirements to service old debt	$ 96,358,370	$ 96,578,645	$ 18,433,130
Less cash flow requirements for new debt	102,618,911	93,009,489	17,795,183
Net savings (loss) from refunding	(6,260,541)	3,569,156	637,947
Economic Gain	$ 423,241	$ 2,988,078	$ 728,146

In prior years, the City defeased certain bonds by placing the proceeds of new debt in an irrevocable trust to provide for all future debt service payments on the old debt. Accordingly, the trust account assets and the liability for the defeased debt are not included in the City's financial statements. The amount of defeased debt outstanding at June 30, 2005 approximated $193.0 million.

In June 2005, the City issued Pension Obligation Certificates of Participation (POC's) to fund certain unfunded accrued actuarial liabilities. The Governmental Activities was allocated an obligation of $1,170,607,422 out of the total obligation of $1,440,000,000. See the Pension Obligation Certificates of Participation Footnote B.4.F for further disclosure.

Business-type Activities:

Sewage Disposal Fund:

The outstanding indebtedness of the Sewage Disposal Fund was $2,653,826,572 at June 30, 2005. The interest rates on the outstanding bonds range from 4.2% to 6.5%. Net revenues of the Sewerage Disposal Fund are pledged to repayment of bonds. In fiscal 2005, the Fund issued $273,355,000 of City of Detroit, Michigan Sewage Disposal System Revenue Second Lien Bonds, Series 2005-A; $40,215,000 of City of Detroit, Michigan Sewage Disposal System Revenue Refunding Second Lien Bonds, Series 2005-B; $63,160,000 of City of Detroit Michigan Sewage Disposal System Revenue Refunding Second Lien Bonds, Series 2005-C. The net proceeds were used to refund a portion of the City's outstanding Sewage Disposal Systems Revenue Bonds and Revenue Refunding Bonds and to pay cost of issuance associated with the 2005 Bonds.

The net proceeds of the Sewage System Revenue Second Lien Bond, Series 2005-A will be used (a) to deposit into the Construction Fund, and (b) for the payment of the related costs of issuance, including the premium for the municipal bon d insurance.

The net proceeds of the Sewage Disposal System Revenue Refunding Second Lien Bonds, Series 2005-B were used (a) to advance-refund $ 22,355,000 principal amount of the City's Sewage Disposal System Senior Lien Bonds, Series 1997-A comprised of serial bonds maturing in the year 2022; (the "Advance Refunded 1997-A Bonds") with an average interest rate of 5%, (b) to advance refund $ 115,000, 1999-A Sewage Disposal system Senior Lien Bonds, maturing 2011 and $3,425,000, 1999-B Sewage Disposal System Senior Lien Bonds, maturing 2012, (the "Advance Refunded 1999-A Bonds") with an average interest rate of 5.20% and 5.25% respectively, (c) to advance refund $8,215,000, 2003-A Sewage Disposal system Senior Lien Bonds maturing 2014 and $ 8,470,000 Sewage Disposal System Senior Lien Bonds maturing 2015 (the Advance Refunded 2003 –A Bonds") with an average interest rate of 5.0%, and (d) to pay the related costs of issuance, including the premium for the bond insurance.

The proceeds of the Sewage Disposal System Revenue Refunding Second Lien Bonds, Series 2005-C will be used (a) to advance refund $ 6,770,000 principal amount of the City's Sewage Disposal System Senior Lien Bonds, Series 1995-A bonds maturing in the year 2025 (the Current Refunded Bonds 1995A) with an average interest rate of 5.0% (the "Refunded 1997-A Bonds") with an average interest rage of 5.0%, (b) to refund principal amounts of the City's Sewage Disposal System Senior Lien Bonds, Series 1995-B bonds with principal amounts of $ 2,400,000 maturing in the year 2008, Series 1995-B bonds with principal amounts of $ 20,410,000 maturing in the year 2015 , and Series 1995-B bonds with principal amount of $ 36,605,000 maturing in the year 2021.) With average interest rate of 5.25% (the "Advance Refunded Bonds") and, collectively with the Refunded 1995-A Bonds, the "Refunded Bonds"), and (c) for the payment of the related costs of issuance, including the premium for the municipal bond insurance

Those refunded securities were deposited to an irrevocable trust with an escrow agent to provide for all future debt service payments on the Currently Refunded 1995-A/B Bonds when due to and including July 1, 2005, the refunded 1997-A Bonds, due July 1, 2007, the 1999-A bonds due January 1, 2010 and the Refunded 2003-A bonds due July 1, 2013 at 100%-101%.

The advance refunding resulted in a difference between the reacquisition price and net carrying amount of the old debt of $8,987,394. This difference, reported in the financial statements as a deduction from bonds payable, is being charged to operations through the year 2024 using the straight-line method. The fund completed the advance refunding to reduce its total debt service payments over the next 20 years and to obtain an economic gain (difference between the present values of the old and new debt service payments) of $6,143,299.

In prior years, the Sewer Fund defeased certain bonds by placing the proceeds of new bonds in an irrevocable trust to provide for all future debt service payment on the old bonds. Accordingly, the trust account's assets and liabilities for the defeased bonds are not included in its financial statements. Similarly, the interest expensed related to the defeased bonds and the related interest income earned on the escrow fund investments have not been recognized in the statements of Revenues, Expenses, and Changes in Fund Net Assets. As of June 30, 2005, approximately $593,330,000 of bonds outstanding are considered defeased.

Bonds outstanding at June 30, 2005 include $2,318,471,573 of bonds callable at various dates after June 30, 2005. These bonds are callable at varying premiums, depending on the issue and length of time to maturity.

CONFIDENTIAL INFORMATION
mark.angelov@arentfox.com
Detroit/13:08:2013 1:08:

In June 2005, the City issued Pension Obligation Certificates of Participation (POC's) to fund certain unfunded accrued actuarial liabilities. The Sewerage Disposal Fund was allocated an obligation of $8,760,811 out of the total obligation of $1,440,000,000. See the Pension Obligation Certificates of Participation Footnote B.4.F. for further disclosure.

Transportation Fund:

In June 2005, the City issued Pension Obligation Certificates of Participation (POC's) to fund certain unfunded accrued actuarial liabilities. The Transportation Fund was allocated an obligation of $103,083,553 out of the total obligation of $1,440,000,000. See the Pension Obligation Certificates of Participation Footnote B.4.F. for further disclosure.

Capital Leases: During the year ended June 30, 2005 the Fund entered into a capital lease agreement with GE Capital Public Finance, Inc. to lease 121 buses and received 102 of the 121 buses. The book value of the 102 buses under capital lease was $31,005,862 as of June 30, 2005. The annual interest rate of the lease is 4.12% for 19 buses and 4.22% for 83 buses. The capital lease has been recorded at the present value of the future minimum lease payments as of the date of their inception. The present value of future minimum capital lease payments, interest, and the minimum annual lease payment for the 102 uses received as of June 30, 2005 is as follows:

	Year	Minimum Lease Payment Includes (principal and interest)
Fiscal year ending June 30:	2006	$ 3,977,397
	2007	3,977,397
	2008	3,977,397
	2009	3,977,397
	2010	3,977,397
	2011-2015	19,847,056
Total minimum lease payments		39,734,041
Less: Amount representing interest		(7,623,115)
Present value of minimum capital lease payments		$ 32,110,926

The actual purchase price of the 102 buses, leased by the fund, is $31,438,223, a total of $672,703 less than above lease amount. City's Finance Department will amend the lease agreement and return the $672,703 plus interest to the lessor, which is recorded as a liability.

The Fund is required to hold $11.3 million, equal to the lease proceeds not spent on the buses as of June 30, 2005.

Water Fund:

The outstanding indebtedness of the Water Fund for revenue bonds was $1,991,615,000 at June 30, 2005. The interest rates on the outstanding fixed-rate revenue bonds range from 4.30% to 6.38%. Net revenues of the Fund are pledged to repayment of bonds.

In fiscal 2005, the Fund issued $105,000,000 of City of Detroit, Michigan Water Supply System Revenue Senior Lien Bonds, Series 2005-A; $195,000,000 of City of Detroit, Michigan, Water Supply System Revenue Refunding Second Lien Bonds (Variable Rate Demand), Series 2005-B; and $126,605,000 of City of Detroit, Michigan, Water Supply System Revenue Refunding Senior Lien Bonds, Series 2005 C. The net proceeds were used to refund a portion of the City's outstanding Water Supply Systems Revenue Bonds and Revenue Refunding Bonds and to pay costs of issuance associated with the 2005 Bonds.

The net proceeds of the Water Supply System Revenue Second Lien Bond; Series 2005-A of $97,314,500 (net of Capitalized Interest of $8,611,516 and Bond underwriting fees, insurance and other costs of issuance of $2,119,542) were used to purchase US Government Securities.

The net proceeds of the Water Supply System Revenue Senior Lien Bond (variable rate demand), series 2005-B of $176,783,879 (net of capitalized interest of $16,096,578 and underwriting fees, insurance and other issuance cost of $2,119,542) were used to purchase U.S. Government Securities.

The proceeds of the Revenue Refunding Senior Lien Bonds, Series 2005-C will be used to (a) to advance-refund $69,285,000 principal amount of the City's Water Supply Revenue Senior Lien Bonds, Series 1997-A comprised of serial bonds maturing in the years 2010, 2016 and 2017: the 2018 through 2021 mandatory redemption payment for serial 1997-A term bonds maturing July 1, 2027 (the Refunded 1997-A Bonds") with an average interest rate of 5.5% (b) to refund $56,700,000 principal amount of the City's Water Supply System Revenue Senior Lien Bonds, Series 1999-A bonds maturing in the years 2011 through 2018 with interest rate of 7.48% (the "Refunded 1999-A bonds" and collectively with the Refunded 1997-A Bonds, the Refunded bonds") and (c) for payment of the related costs of issuance, including the premium for the municipal bond insurance.

Those refunded securities were deposited in an irrevocable trust with an escrow agent to provide for all future debt service payments on the Refunded 1999-A Bonds when due to including July 1, 2010 and redeem the Refunded 1997-A Bonds on July 1, 2007 at 101%.

The advance refunding resulted in a difference between the reacquisition price and the net carrying amount of the old debt of $5,640,081. This difference, reported in the financial statements as a deduction from bonds payable, is being charged to operations through the year 2024 using the straight-line method. The Water Fund completed the advance refunding to reduce its total debt service payments over the next 20 years and to obtain an economic gain (difference between the present values of the old and new debt service payments) of $4,567,184.

In prior years, the Water Fund defeased certain bonds by placing the proceeds of new bonds in an irrevocable trust to provide for all future debt service payments on the old bonds. Accordingly, the trust account assets and the liability for the defeased bonds are not included in the Water Fund's financial statements. Similarly, the interest expenses related to the defeased bonds and the related interest income earned on the escrow fund investments have not been recognized in the Statements of Revenues, Expenses, and Changes in Fund Net Assets. As of June 30, 2005 approximately $511,265,000 of bonds outstanding are considered defeased.

Bonds outstanding at June 30, 2005 include $1,792,485,000 of bonds callable at various dates after June 30, 2005. These bonds are callable at varying premiums, depending on the issue and length of time to maturity.

In June 2005, the City issued Pension Obligation Certificates of Participation (POC's) to fund certain unfunded accrued actuarial liabilities. The Water Fund was allocated an obligation of $157,548,214 out of the total obligation of $1,440,000,000. See the Pension Obligation Certificates of Participation Footnote B.4.F. for further disclosure.

Subsequent to year-end, the Fund received loans from the Michigan Municipal Bond Authority State Revolving Loan Fund Program in the amount of $25,975,000 for the construction of facilities.

Automobile Parking Fund:

The outstanding indebtedness of the Parking Fund was $60.8 million at June 30, 2005. The interest rates on the outstanding fixed-rate revenue refunding bonds range from 4.50% to 7.75%.

Component Units:

As of June 30, 2005, the School District had $1.711 billion in bonds outstanding, plus $40.3 million in unamortized bond premium, for a total of $1.751 billion.

In April 2005 the School District refinanced Series 2005B bonds of $210 million in short-term State Aid Anticipation Notes outstanding as of June 30, 2004 with a multi-year payment agreement with a lending institution as allowed by State law (Section 1225 of the Michigan Code). This refinancing was part of an overall deficit elimination plan approved by the State in February 2005. The terms of the issuance of this long-term debt require among other things, that the School District maintain a positive General Fund balance. As of June 30, 2005, the School District is in full compliance with all related debt covenants.

In prior years, the District defeased certain bonds by placing the proceeds of refunding bonds in an irrevocable trust to provide for all future debt service payments on the refunded bonds. Accordingly, the trust accounts assets and liabilities for the defeased bonds are not included in the financial statements. The amount of defeased debt outstanding at June 30, 2005 approximated $63.3 million.

CONFIDENTIAL INFORMATION
mark.angelov@arentfox.com
Detroit 4-5-08 2013 11:32

a. The following is the schedule of the Bonds Payable at June 30, 2005

	Bond Date	Amount Issued	Retired Year Ended June 30, 2005 Interest Rate %	Retired Year Ended June 30, 2005 Amount	Outstanding at June 30, 2005 Range of Interest Rates	Outstanding at June 30, 2005 Maturity Date	Outstanding at June 30, 2005 Amount
Governmental Activities:							
General Obligation Bonds - Unlimited Tax							
Series 1995-B	8-1-95	$ 183,450,000.0	Various	$ 99,470,000	-	-	$ - c
Series 1996-A	11-1-96	22,195,000	Various	14,480,000	5.20 to 5.375%	4/1/08-11	5,990,000 c
Series 1996-B	11-1-96	1,350,000	4.90	170,000	5.00	4/1/2006	180,000
Series 1996-B	11-1-96	21,975,000	-	-	5.10 to 5.50	4/1/07-15	21,975,000 c
Series 1997-A	12-15-97	29,605,000	-	-	5.10 to 5.50	4/1/08-18	29,120,000
Series 1997-B	12-15-97	12,860,000	Various	8,350,000	5.50	5/1/07	515,000
Series 1997-B	12-15-97	22,945,000	5.50	3,700,000	5.00 to 5.38	4/1/08-14	19,245,000 c
Series 1999-A	4-1-99	44,100,000	-	-	5.00 to 5.25	4/1/08-19	32,130,000 c
Series 1999-B	11-15-99	14,725,000	Various	-	5.00	4/1/08-09	3,825,000
Series 1999-B	11-15-99	30,275,000	Various	20,800,000	5.125 to 5.875	4/1/10-14	9,475,000 c
Series 2000-AMT	2-15-00	9,270,000	Various	4,425,000	5.75	4/1/09	1,255,000
Series 2000-AMT	2-15-00	1,335,000	-	-	5.75	4/1/10	1,335,000 c
Series 2001 A (1)	7-15-01	16,800,000	Various	8,405,000	3.80 to 5.50	4/1/07-11	8,395,000
Series 2001 A (1)	7-15-01	83,200,000	-	-	5.0 to 5.375	4/1/12-21	83,200,000 c
Series 2001-A(2)	7-15-01	5,000,000	-	-	Variable	4/1/22	5,000,000 c
Series 2001-B	7-15-01	23,560,000	Various	4,650,000	5.50	4/1/09-11	17,660,000
Series 2001-B	7-15-01	23,235,000		-	5.375	4/1/12-14	23,235,000
Series 2002	8-2-02	13,840,000	Various	8,540,000	4.00	4/1/10	1,880,000
Series 2002	8-2-02	31,160,000	-	-	4.00 to 5.50	4/1/11-22	31,160,000 c
Series 2003A	10-21-03	7,065,000	-	-	3.70 to 5.00	4/1/10-12	7,065,000
Series 2003A	10-21-03	36,955,000	-	-	4.00 to 5.25	4/1/13-23	36,955,000 c
Series 2003B	10-21-03	10,770,000	-	-	3.0 / 5.00	4/1/06	10,770,000
Series 2004-A(1)	9-9-04	39,270,000	-	-	4.25 to 5.25	4/1/19-24	39,270,000
Series 2004-A(2)	9-9-04	2,055,000	-	-	4.57	4/1/12	2,055,000
Series 2004-B(1)	9-9-04	7,545,000	-	-	3.75 to 5.00	4/1/12	7,545,000
Series 2004-B(1)	9-9-04	45,540,000	-	-	3.75 to 5.24	4/1/13-18	45,540,000
Series 2004-B(2)	9-9-04	17,270,000	-	-	3.92 to 5.25	4/1/09-18	17,270,000
Series 2005-A	1/5/05	81,050,000	-	-	5.00	4/1/06-11	81,050,000
Distributable State Aid Bonds:							
Series 1993	12-1-93	136,675,000	5.00	10,540,000	5.20 to 5.25	5/1/07-09	36,755,000
Total General Bonds - Unlimited Tax							$ 579,850,000

1 - interest rate equal to the Dutch Auction Rate.
2 - interest rate equal to 1 1/4% in excess of the cost of funds. The cost of funds shall be the rate quoted by the registered holder of the bonds.
c -indicates bonds are callable under terms specified in the indenture; all other bonds are noncallable.

	Bond Date	Amount Issued	Retired Year Ended June 30, 2005 Interest Rate	Retired Year Ended June 30, 2005 Amount	Outstanding June 30, 2005 Range of Interest Rates	Outstanding June 30, 2005 Maturity Date	Outstanding June 30, 2005 Amount
Governmental Activities:							
General Obligation Bonds - Limited Tax:							
Self-Insurance Bonds:							
Series 2003	10-2-03	$ 98,895,000	- %	$ -	2.42 to 4.97%	5/1/06-13	$ 98,895,000
Series 2004	9-9-04	62,285,000	-	-	3.92 to 4.85	4/1/09-14	62,285,000
General Obligation:							
Series 1997	5-1-97	3,300,000	5.05	560,000	5.15 to 5.20	7/15/05-06	1,210,000
Series 1997	5-1-97	13,665,000	5.625	1,375,000	5.25 to 6.25	7/15/07-19	880,000
Series 2002A	6-27-02	52,725,000	5.00	12,550,000	5.00	4/1/06-07	27,010,000
Series 2004A	3-12-04	41,760,000	2.00	3,880,000	2.00 to 5.00	4/1/06-09	37,880,000
Series 2004Fiscal Stabilization	6-24-04	61,070,000	-	-	3.00 to 5.00	4/1/06-09	61,070,000
Series 2005-A(1)	6-24-05	21,325,000	-	-	4.27 to 4.53	4/1/06-15	21,325,000
Series 2005-A(1)	6-24-05	52,175,000	-	-	4.61 to 5.15	4/1/16-25	52,175,000
Series 2005-A(2)	6-24-05	4,055,000	-	-	3.50 to 4.50	4/1/10-15	4,055,000
Series 2005-A(2)	6-24-05	9,475,000	-	-	4.00 to 5.00	4/1/16-25	9,475,000
Series 2005-B	6-24-05	4,845,000	-	-	3.25 to 5.00	4/1/06-15	4,845,000
Series 2005-B	6-24-05	6,940,000	-	-	5.00	4/1/16-21	6,940,000
Total General Bonds- Limited Tax							388,045,000
Total General Bonds							967,895,000
Detroit Building Authority Bonds:							
District Court Madison Center							
Project, Series 1996 A	9-1-96	2,770,000	6.15	945,000	6.15	2/1/2006	1,045,000
	9-1-96	7,230,000	-	-	6.15	2/1/07-11	7,230,000
	9-1-96	1,000,000	-	-	Variable	2/1/11	1,000,000
Series 1996 B	9-1-96	6,910,000	7.97	546,872	7.97	7/1/05-06	646,953
Total Detroit Building Authority Bonds							9,921,953
Total General Obligation Bonds							977,816,953
Revenue Bonds:							
Convention Facility Limited Tax Revenue Bonds- Cobo Hall Expansion:							
Series 1993	9-1-93	167,050,000	5.10	10,300,000	5.125 to 5.25	9/30/05-07	34,185,000
Series 2003	9-18-03	90,883,138	2.00	55,000	3.00 to 5.00	9/30/08-15	90,828,138
TotalConventional Facility Limited Tax Revenue Bonds-Cobo Hall Expansion							125,013,138
Total Bonds							$ 1,102,830,091

c – indicates bonds are callable under terms specified in the indenture; all other bonds are noncallable

CONFIDENTIAL INFORMATION
mark.angelov@arentfox.com
Detroit 5-08-2013 11:32

Business type Activities:	Bond Date	Amount Issued	Retired Year Ended June 30, 2005 Interest Rate	Amount	Outstanding June 30, 2005 Range of Interest Rates	Maturity Date	Amount
Sewage Disposal Fund							
Sewage Disposal System Revenue Bonds (note B):							
Series 1992-A-SRF (5044-01)	6-25-92	$ 4,360,000	2.00%	$ 220,000	2.00%	4/1/06-13	$ 1,955,000
Series 1992-B-SRF (5070-01)	9-10-92	1,915,000	2.00	95,000	2.00	10/1/05-13	955,000
Series 1993-B-SRF (5091 & 5092)	9-30-93	6,603,996	2.00	320,000	2.00	10/1/05-14	3,590,000
Series 1995-A	11-1-95	132,430,000	5.00	6,770,000	6.00	7/1/05	2,885,000
Series 1995-B	11-1-95	65,880,000	Various	61,375,000	4.80 to 6.25	7/1/05-21	20,840,000
Series 1997-A	6-15-97	55,625,000	4.60	4,490,000	6.00	7/1/05-06	31,375,000
Series 1997-A	6-15-97	206,869,000	Various	22,355,000	5.00 to 6.00	7/1/07-27	84,444,128
Series 1997-B-SRF (5125-01)	9-30-97	5,430,174	2.25	240,000	2.25	10/1/05-18	4,005,000
Series 1998-A	12-10-98	69,000,000	4.51	400,000	4.512	7/1/05-23	68,000,000
Series 1998-B	12-10-98	68,955,000	4.51	300,000	4.512	7/1/05-23	67,900,000
Series 1999-SRF-1 (5126-01)	6-24-99	21,475,000	2.50	925,000	2.50	4/1/06-20	17,060,000
Series 1999-SRF-2 (5143-01)	9-30-99	46,000,000	2.50	1,840,000	2.50	10/1/05-20	42,365,000
Series 1999-SRF-3 (5144-01)	9-30-99	31,030,000	2.50	1,305,000	2.50	10/1/05-20	26,000,000
Series 1999-SRF-4 (5175-01)	9-30-99	40,655,000	2.50	1,710,000	2.50	10/1/05-20	34,065,000
Series 1999-A	12-1-99	7,225,000	-	-	4.625 to 5.00	7/1/05-09	1,515,000
Series 1999-A	12-1-99	295,770,178	Various	3,540,000	5.125 to 5.25	7/1/10-21	34,080,179
Series 2000-SRF-1 (5143-02)	9-28-00	53,475,000	2.50	2,140,000	2.50	10/1/04-22	42,368,275
Series 2000-SRF-2 (5175-02)	9-28-00	65,000,000	2.50	2,600,000	2.50	10/1/04-22	50,941,582
Series 2001-SRF-1 (5175-03)	6-28-01	82,200,000	-	-	2.50	10/1/05-24	82,200,000
Series 2001-SRF-2 (5175-04)	6-28-01	57,195,868	-	-	2.50	10/1/05-24	59,850,000
Series 2001-A	9-15-01	76,375,000	-	-	5.00 to 5.13	7/1/11-31	76,375,000
Series 2001-B	9-15-01	110,550,000	-	-	5.50	7/1/23-29	110,550,000
Series 2001-C(1)	9-23-01	159,970,000	Variable	360,000	Variable	7/1/04-27	156,500,000
Series 2001-C(2)	9-23-01	127,165,000	Variable	235,000	Variable	7/1/04-24	124,500,000
Series 2001-D	9-23-01	92,450,000	-	-	Variable	7/1/32	92,450,000
Series 2001-E	9-23-01	139,080,000	-	-	Variable	7/1/24-31	139,080,000
Series 2002 SRF-1 (5204-01)	10-27-01	18,985,000	2.50	760,000	2.50	4/1/05-23	17,480,000
Series 2002-SRF-2(5204-02)	10-27-01	1,970,000	2.50	80,000	2.50	4/1/05-23	1,390,369
Series 2002-SRF-3(5175-05)	12-19-02	43,740,000	-	-	2.50	10/1/05-33	12,255,979
Series 2003-A	5-22-03	158,000,000	3.00	21,560,000	5.00	7/1/04-13	135,555,000
Series 2003-A	5-22-03	441,380,000	5.00	16,685,000	5.00	7/1/14-32	424,695,000
Series 2003-B	5-22-03	150,000,000	-	-	Variable	7/1/32-33	150,000,000
Series 2003-SRF-1(5204-04)	6-28-03	48,520,000	-	-	2.50	10/1/06-25	29,529,874
Series 2003-SRF-2(5204-03)	9-25-03	25,800,000	-	-	2.50	4/1/06-25	18,208,014
Series 2004-A	1-9-04	101,435,000	2.00	570,000	3.00 to 5.25	7/1/04-24	100,865,000
Series 2004 SRF-1(5204-05)	6-24-04	2,910,000	-	-	2.125	10/1/05-24	510,152
Series 2004 SRF-2(5204-06)	6-24-04	18,690,000	-	-	2.125	7/1/04-25	6,064,547
Series 2004 SRF-3(5228-01)	6-24-04	12,920,000	-	-	2.125	7/1/04-25	4,693,474
Series 2005-A	3-17-05	3,765,000	-	-	2.75 to 3.70	7/1/08-15	3,765,000
Series 2005-A	3-17-05	269,590,000	-	-	3.75 to 5.125	7/1/16-35	269,590,000
Series 2005-B	3-17-05	40,215,000	-	-	3.40 to 5.50	7/1/12-22	40,215,000
Series 2005-C	3-17-05	22,065,000	-	-	2.40 to 5.00	7/1/06-25	22,065,000
Series 2005-C	3-17-05	41,095,000	-	-	5.00	7/1/16-26	41,095,000
Total Sewage Disposal System Revenue Bonds							$ 2,653,826,573

c - indicates bonds are callable under terms specified in the indenture; all other bonds are noncallable

Business type Activities:	Bond Date	Amount Issued	Retired Year Ended June 30, 2005 Interest Rate	Amount	Outstanding June 30, 2005 Range of Interest Rates	Maturity Date	Amount	
Water Fund								
Water Supply System Revenue Bonds (Note A)								
Series 1993	10-15-93	$ 38,225,000	4.70%	$ 2,455,000	6.50%	7/1/14-15	$ 24,725,000	
Series 1995-A	10-15-95	102,100,000	4.80	2,455,000	5.00-5.55	7/1/05-12	24,690,000	A
Series 1995-B	10-15-95	60,485,000	4.80	335,000	5.00-5.55	7/1/05-12	54,800,000	
Series 1997-A	8-1-97	29,080,000	5.00	4,010,000	5.25	7/1/05-06	8,645,000	A
Series 1997-A	8-1-97	186,220,000	-	69,285,000	4.80 to 5.25	7/1/07-27	116,935,000	
Series 1997-B	8-1-97	30,555,000	6.00	6,985,000	5.25	7/1/05-06	15,055,000	A
Series 1999-A	11-1-99	18,000,000	4.50	2,000,000	4.75 to 5.25	7/1/05-09	10,000,000	
Series 1999-A	11-1-99	238,340,000	Various	56,700,000	5.125	7/1/10	2,000,000	
Series 2001-A	5-1-01	302,485,000	-	-	4.50 to 5.75	7/1/11-33	167,675,000	A
Series 2001-B	5-1-01	108,985,000	-	-	4.50 to 5.50	7/1/12-33	108,985,000	A
Series 2001-C	6-7-01	192,290,000	Variable	385,000	Variable	7/1/05-29	191,905,000	A
Series 2003-A	1-28-03	234,805,000	-	-	4.75 to 5.25	7/1/14-34	234,805,000	
Series 2003-B	1-28-03	172,945,000	-	-	2.00 to 5.25	7/1/05-33	172,945,000	A
Series 2003-C	1-28-03	46,355,000	2.00	3,410,000	2.00 to 5.25	7/1/05-22	40,280,000	A
Series 2003-D	1-28-03	151,370,000	Variable	405,000	Variable	7/1/05-33	150,965,000	A
Series 2004-A	5-04-04	77,010,000	-	-	Variable	7/1/11-24	77,010,000	A
Series 2004-B	5-04-04	163,590,000	-	-	Variable	7/1/06-23	163,590,000	
Series 2005-A	3-11-05	18,735,000	-	-	3.00 to 5.00	7/1/08-14	18,735,000	
Series 2005-A	3-11-05	86,265,000	-	-	3.85 to 5.00	7/1/15-35	86,265,000	
Series 2005-B	3-11-05	195,000,000	-	-	Variable	7/1/10-35	195,000,000	
Series 2005-C	3-11-05	26,670,000	-	-	3.00-5.00	7/1/05-14	26,670,000	
Series 2005-C	3-11-05	126,605,000	-	-	5.00	7/1/15-22	99,935,000	
Total Water Supply System Revenue Bonds							$ 1,991,615,000	
Automobile Parking Fund								
Detroit Building Authority Bonds - Revenue Refunding Bonds:								
Parking & Arena System-Series 1997	2-15-97	$ 3,050,000	4.60%	$ 355,000	4.70 to 4.80%	7/1/05-06	$ 755,000	
Parking & Arena System-Series 1997	2-15-97	37,695,000	6.68	4,535,000	6.68 to 6.79	7/1/05-06	10,000,000	
Parking & Arena System-Series 1998	7-1-98	8,385,000	4.50	965,000	4.50 to 5.25	7/1/05-07	3,175,000	
Parking & Arena System-Series 1998	7-1-98	18,615,000	-	-	4.70 to 5.25	7/1/08-19	18,615,000	A
Parking & Arena System-Series 1999	10-22-99	29,900,000	Variable	400,000	Variable	7/27/05-29	28,300,000	
Total Detroit Building Authority Revenue Refunding Bonds							60,845,000	
Total Business-type Bonds							$ 4,708,886,573	

Note A -Stated Principal amount of State Revolving Fund Bonds issued as part of the State of Michigan's Revolving Fund Loan Program. As the System draws additional amount from time to time hereafter, the outstanding principal amounts of such Bonds will correspondingly increase.

CONFIDENTIAL INFORMATION
mark.angelov@arentfox.com
Detroit/15/08/2013 11:32

b. The following is the schedule of Notes Payable at June 30, 2005:

Governmental Activities Notes Payable	Issue Date	Range of Interest Rates	Maturity Date	Amount Outstanding June 30, 2005
Urban Renewal Fund:				
Caraco Pharmaceutical Project (Secured by Future Block Grant Revenue)	8/1/2002	1.75 to 4.16 %	8/1/2008	$ 4,266,000
Ferry Street Project (Secured by Future Block Grant Revenue)	4/28/1999	5.58 to 6.72	8/1/04-19	2,815,000
Garfield Project (Secured by Future Block Grant Revenue)	6/5/1996	6.67 to 7.66	8/1/03-15	1,840,000
Riverbend Project (Secured by Future Block Grant Revenue)	6/5/1996	6.59 to 7.66	8/1/03-15	665,000
Riverbend Project (Secured by Future Block Grant Revenue)	10/28/1997	6.11 to 7.08	8/1/03-16	405,000
Stuberstone Project (Secured by Future Block Grant Revenue)	10/28/1997	6.11 to 7.10	8/1/03-16	315,000
New Amsterdam Project (Secured by Future Block Grant Revenue)	8/1/2002	4.16 to 6.12	8/1/08-23	9,700,000
Mexicantown Welcome Center Project (Secured by Future Block Grant Revenue)	1/13/2005	LIBOR Plus 2%	8/1/08-24	7,789,000
Total Notes Payable				$ 27,795,000

c. The following is the schedule of Loans Payable at June 30, 2005:

Governmental Activities Loans Payable	Issue Date	Range of Interest Rates	Maturity Date	Amount Outstanding June 30, 2005
Downtown Development Authority	1991-1997	- %	-	$ 33,600,000
Loans Payable GE Capital Schedule - 009	10/30/2003	3.50	7/1/05-2/1/09	1,892,182
Loans Payable GE Capital Schedule - 010	10/30/2003	3.80	7/1/05-11-1-08	141,246
Loans Payable GE Capital Schedule - 011	11/15/2003	3.65	7/1/05-4/15/0/	7,459,520
Loans Payable GE Capital Schedule - 012	4/2/2004	3.61	8/1/05-4/1/09	384,501
Loans Payable GE Capital Schedule - 013	4/9/2004	4.07	7/1/05-6/1/14	1,178,881
Loans Payable GE Capital Schedule - 014	5/14/2004	4.07	7/1/05-6/1/09	438,896
Loans Payable GE Capital Schedule - 015	5/14/2004	4.07	7/1/05-11/1/07	121,556
Loans Payable GE Capital Schedule - 021	3/1/2005	4.08	7/1/05-3/1/08	153,181
Total Loans Payable				$ 45,369,963

d. The following is the schedule of Bonds Authorized and Unissued at June 30, 2005:

	Authorized (Note A)			
	Authority	Date	Amount	Unissued Amount
General Obligation Bonds (Tax Supported):				
Sewer Construction *	Electorate	8/2/1960	$ 50,000,000	$ 24,000,000
Public Safety	Electorate	11/4/1997	15,000,000	625,000
Public Safety	Electorate	11/7/2000	12,000,000	1,500,000
Public Safety	Electorate	11/2/2004	120,000,000	120,000,000
Municipal Facilities	Electorate	11/7/2000	18,000,000	5,120,000
Neighborhood/Economic Development	Electorate	11/7/2000	30,000,000	4,105,000
Neighborhood/Economic Development	Electorate	11/2/2004	19,000,000	19,000,000
Public Lighting	Electorate	11/7/2000	30,000,000	7,935,000
Public Lighting	Electorate	11/2/2004	22,000,000	22,000,000
Recreation, Zoo, Cultural	Electorate	11/7/2000	56,000,000	19,195,000
Recreation, Zoo, Cultural	Electorate	11/2/2004	22,000,000	22,000,000
Institute of Arts	Electorate	11/7/2000	25,000,000	4,850,000
Historical	Electorate	11/6/2001	20,000,000	17,200,000
Museum of African American History	Electorate	4/29/2003	6,000,000	500,000
Transportation	Electorate	11/2/2004	32,000,000	32,000,000
Total Bonds Authorized - Unissued				$ 300,030,000

Note A – The electorate approved an amendment to the State Constitution (the Headlee Amendment) November 7, 1978 that requires voter approval for the issuance of general obligation bonds effective December 22, 1978. The authority to issue bonds approved by the electors continues until revoked by the electors.

C-59

e. Summary of Annual Principal and Interest Requirements for Bonds, Notes, and Other Debt Payable:

Primary Government

Principal

		Business-type Activities			
Year Ending	Governmental Activities	Sewage Disposal Fund	Water Fund	Automobile Parking Fund	Total
2006	$ 85,586,083	$ 50,035,000	$ 24,595,000	$ 6,615,000	$ 166,831,083
2007	86,524,015	53,205,000	25,535,000	7,105,000	172,369,015
2008	91,540,094	51,180,000	25,970,000	1,610,000	170,300,094
2009	119,403,236	59,449,128	35,070,000	1,670,000	215,592,364
2010	120,440,746	59,685,152	34,655,000	1,830,000	216,610,898
2011-2015	378,447,684	312,548,398	211,425,000	10,515,000	912,936,082
2016-2020	186,118,196	352,125,636	261,685,000	14,200,000	814,128,832
2021-2025	107,935,000	391,963,259	318,665,000	7,000,000	825,563,259
2026-2030	-	568,030,000	427,670,000	10,300,000	1,006,000,000
2031-2035	-	660,365,000	504,765,000	-	1,165,130,000
2036	-	95,240,000	121,580,000	-	216,820,000
Total	$ 1,175,995,054	$ 2,653,826,573	$ 1,991,615,000	$ 60,845,000	$ 5,882,281,627

Interest

		Business-type Activities				
Year Ending	Governmental Activities	Sewage Disposal Fund	Water Fund	Automobile Parking Fund	Interest Rate Swaps, Net	Total
2006	$ 59,480,874	$ 90,736,074	$ 65,004,412	$ 3,931,479	$ 27,326,622	$ 246,479,460
2007	57,343,723	102,210,480	67,891,173	3,287,590	27,923,238	258,656,204
2008	52,753,115	100,677,322	67,256,676	3,215,252	27,836,714	251,739,079
2009	47,939,128	98,022,005	66,688,555	2,906,261	27,736,183	243,292,132
2010	41,913,593	95,677,200	66,052,355	2,809,513	27,642,121	234,094,782
2011-2015	136,000,958	443,768,627	317,597,299	12,921,991	127,663,667	1,037,952,541
2016-2020	54,823,895	412,230,438	278,601,025	9,127,908	113,826,880	868,610,146
2021-2025	9,952,322	330,014,842	230,487,594	5,673,842	89,468,827	665,597,427
2026-2030	-	221,539,046	173,388,743	2,500,303	54,714,582	452,142,674
2031-2035	-	89,278,407	68,708,680	-	28,443,403	186,430,490
2036	-	4,642,000	1,462,380	-	1,393,605	7,497,985
Total	$ 460,207,608	$ 1,988,796,441	$ 1,403,138,892	$ 46,374,138	$ 553,975,841	$ 4,452,492,920

The City entered into a loan payable with the Downtown Development Authority, a component unit, for $33.6 million. The loan was used to cover cost related to the Cobo Hall Expansion Project and operations of the Downtown People Mover System. The loan is unsecured and bears no interest and will be repaid by the City as general operating funds become available. As such, the loan payable has not been included in either of the governmental activities annual principle or interest requirements.

Component Units

Year Ending	Principal	Interest
2006	116,577,804	107,883,461
2007	135,525,384	108,668,671
2008	132,601,967	107,418,962
2009	145,140,178	101,697,757
2010-2014	543,089,865	411,828,129
2015-2019	347,780,530	332,276,523
2020-2024	278,641,666	258,029,213
2025-2029	417,259,572	168,157,185
2030-2034	281,221,362	39,506,246
2035	-	-
	$ 2,397,838,328	$ 1,635,466,147

CONFIDENTIAL INFORMATION
mark.angelov@arentfox.com
Detroit/15-08-2013 11:32

f. Pension Obligation Certificates of Participation (POC's)

On June 2, 2005, the Detroit Retirement Systems Funding Trust issued $1,440,000 ($640 million of taxable fixed rate, Series A and $800 million of taxable floating rate, Series B) of taxable Pension Obligation Certificates of Participation (POCs). The Trust was created by the General Retirement System Service Corporation (GRSSC) and the Police and Fire Retirement System Service Corporation (PFRSSC), both blended component units of the City. The City entered into service contracts with the GRSSC and the PFRSSC to facilitate the transaction. The POCs represent undivided proportionate interests in the rights to receive the payments from the City under its service contracts with the GRSSC and the PFRSSC.

The POCs were issued for the purpose of the funding certain unfunded accrued actuarial liabilities (UAAL) of the two retirement systems of the City, which include the General Retirement System (GRS), and the Police & Fire Retirement Systems (PFRS), and a portion of the current normal contribution. The UAAL is a liability of the City for past services rendered by its employees in which Michigan state law and the Michigan Constitution require that a portion be annually paid. The GRS includes employees and retirees of certain governmental funds, proprietary funds and the Detroit Public Library, a discretely presented component unit.

The amount of $46,362,475 out of the total proceeds of $1,440,000,000 relates to issuance costs that are recorded as an asset on the government wide and the proprietary fund financial statements and will be amortized over 20 years, the life of the POCs. $739,793,897 of the proceeds were contributed to the GRS, which included $52,503,654 of annual required contributions for June 30, 2005. The remaining amount of $687,290,243 resulted in a net pension asset. $630,829,188 of the proceeds were contributed to the PERS, which included $98,842,261 of annual required contributions for June 30, 2005. The remaining amount of $531,986,927 resulted in a net pension asset.

Interest payments for Series A will commence on December 15, 2005 and are due semi-annually while the first principal payment is payable June 15, 2007, due annually, and are payable through 2025. Interest payments for Series B will commence on September 15, 2005 and are due quarterly through 2025 while the first principal payment is payable June 15, 2007, due annually, and are payable through 2025. The interest rates on the outstanding obligations range from 4.004% and 4.948%.

The redemption dates and aggregate principal and interest amounts for each such redemption date are as follows:

Summary of Annual Principal and Interest Requirements for Pension Obligation Certificates:

Primary Government					
Principal					
		Business-type Activities			
Maturity (June 15)	Governmental Activities	Sewer Disposal Fund	Transportation Fund	Water Fund	Totals
2006	$ -	$ -	$ -	$ -	$ -
2007	23,571,654	179,948	2,117,344	3,236,054	29,105,000
2008	28,856,952	220,296	2,592,102	3,961,650	35,631,000
2009	34,776,390	265,486	3,123,820	4,774,304	42,940,000
2010	41,090,241	313,686	3,690,967	5,641,106	50,736,000
2011-2015	319,477,917	2,438,918	28,697,386	43,859,779	394,474,000
2016-2020	396,445,178	3,026,492	35,611,038	54,426,291	489,509,000
2021-2025	326,389,090	2,315,985	27,250,896	41,649,030	397,605,001
Total	$ 1,170,607,422	$ 8,760,811	$ 103,083,553	$ 157,548,214	$ 1,440,000,000

Primary Government					
Interest					
		Business Type Activities			
Maturity (June 15)	Governmental Activities	Sewer Disposal Fund	Transportation Fund	Water Fund	Totals
2006	39,784,138	$ 303,729	$ 3,573,619	$ 5,461,769	$ 49,123,255
2007	56,386,921	430,462	5,065,005	7,741,123	69,623,511
2008	55,349,057	422,539	4,971,778	7,598,639	68,342,013
2009	54,064,825	412,735	4,856,421	7,422,332	66,756,313
2010	52,508,118	400,851	4,716,588	7,208,619	64,834,176
2011-2015	227,884,204	1,739,685	20,469,900	31,285,264	281,379,053
2016-2020	132,202,950	1,009,247	11,875,247	18,149,587	163,237,031
2020-2025	51,751,425	395,075	4,648,617	7,104,735	63,899,852
Total	$ 669,931,638	$ 5,114,323	$ 60,177,175	$ 91,972,069	$ 827,195,204

CONFIDENTIAL INFORMATION
mark.angelov@arentfox.com
Detroit/15-08-2013 11:32

g. Long-term Obligations activity for the Year Ended June 30, 2005:

	Balance June 30, 2004	Increase	Decrease	Balance June 30, 2005	Amount Due Within One Year
Governmental Activities:					
Long-Term Obilagations, Notes, Loans and POC's:					
Convention Facility-Cobo Center					
Expansion Revenue Bonds	$ 135,368,138	$ -	$ 10,355,000	$ 125,013,138	$10,830,000
Detroit Building Authority Bonds					
Madison Center Project	11,413,826	-	1,491,873	9,921,953	1,599,790
Distributable State Aid Bonds	47,295,000	-	10,540,000	36,755,000	-
Self-Insurance Limited Tax Bonds	98,895,000	62,285,000	-	161,180,000	14,585,000
General Obligation Tax Bonds	523,355,000	192,730,000	184,400,000	531,685,000	30,855,000
General Obligation Limited Tax Bonds	157,825,000	98,815,000	18,365,000	238,275,000	22,795,000
Total general fund bonds	974,151,964	353,830,000	225,151,873	1,102,830,091	80,664,790
Federal Note — Caraco Pharmaceutical Project	5,208,000	-	942,000	4,266,000	990,000
Federal Note — Ferry Project	2,900,000	-	85,000	2,815,000	90,000
Federal Note — Garfield Project	1,945,000	-	105,000	1,840,000	105,000
Federal Note — Michigan Repacking Project	1,290,000	-	1,290,000	-	-
Federal Note — Riverbend Project	1,150,000	-	80,000	1,070,000	80,000
Federal Note — Stuberstone Project	330,000	-	15,000	315,000	15,000
Federal Note — New Amsterdam Project	9,700,000	-	-	9,700,000	-
Federal Note — Mexicantown Welcome Center	-	7,789,000	-	7,789,000	-
Loan Payable to Downtown Development Authority	33,600,000	-	-	33,600,000	-
Loans Payable-GE Capital - Schedule-009	2,327,537	-	435,355	1,892,182	492,242
Loans Payable-GE Capital - Schedule-010	176,130	-	34,884	141,246	39,464
Loans Payable-GE Capital - Schedule-011	14,320,318	-	6,860,798	7,459,520	2,697,231
Loans Payable-GE Capital - Schedule-012	491,400	-	106,899	384,501	95,235
Loans Payable-GE Capital - Schedule-013	1,285,029	-	106,148	1,178,881	111,474
Loans Payable-GE Capital - Schedule-014	529,661	-	90,765	438,896	103,018
Loans Payable-GE Capital - Schedule-015	-	149,320	27,764	121,556	48,902
Loans Payable-GE Capital - Schedule-021	-	166,031	12,850	153,181	53,728
Total Governmental Notes and Loans	75,253,075	8,104,350	10,192,463	73,164,963	4,921,293
Pension Obligation Certificates	-	1,170,607,422	-	1,170,607,422	-
Total Long-Term Bonds, Notes, Loans, and Pension Obligation Certificates	$ 1,049,405,039	$ 1,532,541,772	$ 235,344,336	$ 2,346,602,476	$ 85,586,083
Other Long-Term Obligations:					
Accrued Compensated Absences	140,471,015	19,527,492	3,000,213	156,998,294	112,401,028
Claims and Judgments	121,872,574	20,419,251	9,349,644	132,942,181	5,035,133
Workers' Compensation	65,417,378	11,939,499	12,657,646	64,699,231	12,080,784
Total Other Long-Term Obligations	327,760,967	51,886,242	25,007,503	354,639,706	129,516,945
Total General Long-Term Obligations	$ 1,377,166,006	$ 1,584,428,014	$ 260,351,839	$ 2,701,242,182	$ 215,103,028

	Balance June 30, 2004	Increase	Decrease	Balance June 30, 2005	Amount Due Within One Year
Business-type Activities					
Major Funds:					
Long-term Debt and Obligations:					
Sewage Disposal Fund:					
Bonds Payable	2,375,152,599	420,028,974	(141,355,000)	2,653,826,573	50,035,000
Pension Obligation Certificates Payable	-	8,760,811	-	8,760,811	-
Accrued Compensated Absences	12,158,263	2,255,076	(495,533)	13,917,806	5,556,011
Accrued Public Liability and Workers' Compensation	5,206,684	475,827	(954,542)	4,727,969	895,155
Transportation Fund:					
Capital Lease for Buses	-	32,110,926	-	32,110,926	2,577,808
Pension Obligation Certificates Payable	-	103,083,553	-	103,083,553	-
Accrued Compensated Absences	3,730,161	69,003	-	3,799,164	3,039,331
Accrued Public Liability and Workers' Compensation	3,548,100	1,731,846	(318,586)	4,961,360	992,272
Water Fund:					
Bonds Payable	1,713,435,000	426,605,000	(148,425,000)	1,991,615,000	24,595,000
Pension Obligation Certificates Payable	-	157,548,214	-	157,548,214	-
Accrued Compensated Absences	15,589,521	4,203,965	(1,379,814)	18,413,672	8,604,763
Accrued Public Liability and Workers' Compensation	15,778,254	7,193,612	(4,260,520)	18,711,346	3,470,751
Automobile Parking Fund:					
Bonds Payable	67,100,000	360,000	(6,615,000)	60,845,000	6,615,000
Accrued Compensated Absences	447,093	112,098	-	559,191	251,636
Non-Major Fund:					
Accrued Compensated Absences	467,278	11,154	(108,895)	369,537	62,456
Accrued Public Liability and Workers' Compensation	122,649	10,863	(53,226)	80,286	21,796
Total Bonds and Leases Payable	4,155,687,599	879,104,900	(296,395,000)	4,738,397,499	83,822,808
Total POC's Payable	-	269,392,578	-	269,392,578	-
Total Accrued Compensated Absences	32,392,316	6,651,296	(1,984,242)	37,059,370	17,514,197
Total Public Liability and Workers' Compensation	24,655,687	9,412,148	(5,586,874)	28,480,961	5,379,974
Total Long-Term Debt and Obligations	$ 4,212,735,602	$ 1,164,560,922	$ (303,966,116)	$ 5,073,330,408	$ 106,716,979
Component Units					
School District of the City of Detroit:					
Bonds, Notes and Leases Payable	$ 1,589,256,609	$ 210,932,243	$ (88,913,109)	$ 1,711,275,743	$ 47,733,281
Accrued Compensated Absences	147,692,684	3,883,000	(33,156,393)	118,419,291	6,208,877
Accrued Public Liability and Workers' Compensation	56,401,699	140,476,611	(155,067,464)	41,810,846	16,590,913
	1,793,350,992	355,291,854	(277,136,966)	1,871,505,880	70,533,071
Other Component Units:					
Bonds, Notes and Leases Payable	759,152,416	-	(72,589,831)	686,562,585	68,844,523
Total Accrued Compensated Absences	5,185,104	1,043,852	-	6,228,956	541,882
Accrued Public Liability and Workers' Compensation	587,812	-	(312,913)	274,899	152,256
	$ 764,925,332	$ 1,043,852	$ (72,902,744)	$ 693,066,440	$ 69,538,661

C-61

CONFIDENTIAL INFORMATION
mark.angelov@arentfox.com
Detroit/15-08-2013 11:32

5. Derivatives not reported at fair value

The City is party to derivative financial instruments consisting of interest rate swaps that are intended to effectively convert variable-rate financings to fixed-rate financings. These are not reported at fair value on the Statement of Net Assets at June 30, 2005.

Objective of the swaps. In order to better manage its interest rate exposure and to reduce the overall costs of its financings the City has entered into 31 separate fixed-payor interest rate swaps.

Terms, fair values, and credit risk. Certain key terms, fair market values, and counterparty credit ratings relating to the outstanding swaps as of June 30, 2005, are presented below. The notional amounts of the swaps, except those with effective dates of 9/1/06, and 3/1/07 match the principal amounts of the outstanding financings. The swaps with effective dates of 9/1/06, and 3/1/07, were entered into to hedge future interest rate risk and will be associated with financings expected to be issued prior to the effective dates. Except as discussed under rollover risk, the City's swap agreements contain scheduled reductions to outstanding notional amounts that match scheduled or anticipated amortization of associated financings.

Market access risk. The City is exposed to market access risk on its hedge swaps or forward starting swaps in the event that it will not be able to enter credit markets or in the event that the credit will become more costly.

Associated Financing Issue	Notional Amounts (1)	Effective Date	Fixed Rate Paid	Variable Rate Received	Fair Values	Swap Termination Date	Final Maturity of Bonds	Counterparty Credit Rating
Building Authority Series 1999-A	$28,300,000	10/22/1999	7.48%	LIBOR BBA IMT+.28%	$ -12,994,248	7/1/2029	7/1/2029	Aa1/AA-/AA+
Sewage 1998-A	68,000,000	12/10/1998	4.51%	BMA (2)	-8,544,876	7/1/2023	7/1/2023	Aa2/AA-/NR
Sewage 1998-B	67,900,000	12/10/1998	4.51%	BMA	-8,570,700	7/1/2023	7/1/2023	Aa2/AA-/NR
Water 2001-C (3)	47,723,000	6/7/2001	4.07%	BMA	-699,037	1/1/2006	7/1/2029	Aaa/AA+/NR
Water 2001-C (3)	30,032,000	6/7/2001	4.70%	BMA	-2,620,915	7/1/2011	7/1/2029	Aaa/AA+/NR
Water 2001-C (3)	47,628,000	1/1/2006	5.42%	BMA	-4,882,486	7/1/2011	7/1/2029	Aaa/AA+/NR
Water 2001-C	114,150,000	6/7/2001	4.90%	BMA	-20,866,778	7/1/2026	7/1/2026	Aa3/A+/AA-
Sewage 2001 C-1	156,500,000	10/23/2001	4.43%	BMA	-21,294,528	7/1/2027	7/1/2027	Aa2/AA+/AAA
Sewage 2001 C-2	124,500,000	10/23/2001	4.47%	BMA	-18,778,403	7/1/2029	7/1/2029	Aa2/AA+/AAA
Water 2003-B	1,980,000	1/30/2003	3.02%	CPI + 1.01%	48,504	7/1/2009	7/1/2009	Aa3/A+/AA-
Water 2003-B	2,290,000	1/30/2003	3.31%	CPI+ 1.12%	37,687	7/1/2010	7/1/2010	Aa3/A+/AA-
Water 2003-B	2,500,000	1/30/2003	3.55%	CPI + 1.25%	36,136	7/1/2011	7/1/2011	Aa3/A+/AA-
Water 2003-B	2,175,000	1/30/2003	3.74%	CPI+ 1.33%	16,814	7/1/2012	7/1/2012	Aa3/A+/AA-
Water 2003-B	2,800,000	1/30/2003	3.87%	CPI +1.34%	22,993	7/1/2013	7/1/2013	Aa3/A+/AA-
Water 2003-B	2,505,000	1/30/2003	4.00%	CPI + 1.36%	20,815	7/1/2014	7/1/2014	Aa3/A+/AA-
Water 2003-C	2,005,000	1/30/2003	3.87%	CPI + 1.34%	15,887	7/1/2013	7/1/2013	Aa3/A+/AA-
Water 2003-C	2,330,000	1/30/2003	4.00%	CPI + 1.36%	-961	7/1/2014	7/1/2014	Aa3/A+/AA-
Water 2003-D	150,965,000	2/6/2003	4.06%	BMA	-15,909,265	7/1/2013	7/1/1933	Aa2/AA-/NR
Sewage 2003-B	150,000,000	5/22/2003	4.14%	BMA	4,737,686	7/1/2013	7/1/1933	Aa2/AA+/AAA
Water 2004-A	77,010,000	5/13/2004	3.94%	BMA	-6,144,865	7/1/2025	7/1/2025	Aa2/AA-/NR
Water 2004-B	163,590,000	5/13/2004	3.85%	BMA	-10,637,688	7/1/2023	7/1/2023	Aa2/AA-/NR
Sewage Hedge Swap	125,000,000	9/1/2006	4.96%	BMA	21,213,900	7/1/2036	N/A	Aa2/AA+/AAA
Pension Obligation Certicates-GRS	161,400,000	6/2/2005	5.12%	3 MTH LIBOR + .28%	6,185,075	6/15/2025	6/15/2025	Aa2/AA+/AAA
Pension Obligation Certicates-PFRS	150,369,000	6/2/2005	4.64%	3 MTH LIBOR + .18%	2,096,842	6/15/2014	6/15/2014	Aa2/AA+/AAA
Pension Obligation Certicates-PFRS	168,231,000	6/2/2005	4.98%	3 MTH LIBOR + .28%	4,783,333	6/15/2018	6/15/2018	Aa2/AA+/AAA
Pension Obligation Certicates-GRS	53,800,000	6/2/2005	5.12%	3 MTH LIBOR + .28%	-2,027,204	6/15/2025	6/15/2025	Aa2/AA+/AAA
Pension Obligation Certicates-PFRS	50,123,000	6/2/2005	4.64%	3 MTH LIBOR + .18%	-700,403	6/15/2014	6/15/2014	Aa2/AA+/AAA
Pension Obligation Certicates-PFRS	56,077,000	6/2/2005	4.98%	3 MTH LIBOR + .28%	-1,581,174	6/15/2018	6/15/2018	Aa2/AA+/AAA
Pension Obligation Certicates-GRS	53,800,000	6/2/2005	5.12%	3 MTH LIBOR + .28%	-2,023,307	6/15/2025	6/15/2025	Aa2/AA+/AAA
Pension Obligation Certicates-PFRS	50,123,000	6/2/2005	4.64%	3 MTH LIBOR + .18%	-659,624	6/15/2014	6/15/2014	Aa2/AA+/AAA
Pension Obligation Certicates-PFRS	56,077,000	6/2/2005	4.98%	3 MTH LIBOR + .28%	-1,553,680	6/15/2018	6/15/2018	Aa2/AA+/AAA

1. Notional amount balance as of July 1, 2005
2. The Bond Market Association Municipal Swap Index ™.
3. Denotes that the swap termination date does not match the final maturity of the financings.

Fair Value: Because interest rates have generally declined since the time the swaps were negotiated, many of the City's swaps have a negative fair value as of June 30, 2005. The negative fair values may be countered by lower total interest payments required under the variable-rate financing, creating lower synthetic interest rates.

CONFIDENTIAL INFORMATION
mark.angelov@arentfox.com
Detroit 15-08-2013 1

Credit Risk: As of June 30, 2005, the City was not significantly exposed to net credit risk as the majority of the swaps had net negative fair values. However, should interest rates change and fair values of the swaps become positive, the City would be exposed to credit risk in the amount of the derivatives' positive fair value.

The swap agreements contain varying collateral agreements with the counterparties. The swaps require full collateralization of the fair value of the swap should the counterparty's credit rating fall below certain rating levels by Fitch Ratings, Standard & Poor's, and/or Moody's Investors Service. Collateral on all swaps is to be in the form of U.S. government securities held by a third-party custodian.

Basis Risk: The City is not exposed to significant basis risk on its swaps because most of the variable payments received are based on the BMA index. The CPI indexed swaps are associated with CPI indexed financings and thus create no basis risk. The LIBOR based swap has basis risk on $28.3 million of swaps.

Termination Risk: The City or counterparty may terminate any of the swaps if the other party fails to perform under the terms of the contract. In such cases, the City may owe or be due a termination payment depending on the value of the swap at that time. In addition, the City is exposed to termination risk, but not termination payments, on certain of the City's swaps related to Water Series 2001C, Water Series 2003D, Water Series 2004-A, Water Series 2004-B, Sewer Series 1998A, Sewer Series 1998B, Sewer Series 2001-C-1, Sewer Series 2001C-2, and Sewer Series 2003-B. These swaps provide the counterparty with the option to terminate the swap agreement beginning on 1/01/2010, 7/02/2011, 7/01/2005, 7/01/2005, 7/01/2008, 7/01/2008, 1/01/2010, 1/01/2010, and 7/01/2013, respectively, upon the passing of certain BMA thresholds. If any of these swaps are terminated, the associated variable-rate financings would no longer carry synthetic interest rates, but there would be no termination payment.

Rollover Risk: The City is exposed to rollover risk on swaps that mature or may be terminated prior to the maturity of the associated financings. When these swaps terminate, or in the case of the termination option, if the counterparty exercises its option, the City will not realize the synthetic rate offered by the swaps on the underlying issues.

Swap Termination Payment: During the year ended June 30, 2005, the Sewage Disposal Fund and its counterparty terminated a forward starting swap agreement related to the issuance of debt in fiscal year 2005. The Fund paid a termination payment in the amount of $11,750,000 that has been reserved to offset future debt service. The payment will be recognized over the life of the debt using the straight-line method.

C-63

6. Other Information

Automobile Parking Fund

The City has covenanted in bond authorizing documents to charge for the use of and services provided by the City of Detroit Building Authority Parking Arena System (the System) for each fiscal year of the City such that the gross revenues collected and remitted to the trustee (1) will be at least sufficient to at all times pay when due the principal, interest, and sinking fund installments on the revenue bonds without recourse to the Debt Reserve Account, to pay or provide for all operating expenses, to maintain the System in good repair without recourse to the Operating and Contingency Reserve Fund, and to replenish the Debt Reserve Account (so as to satisfy the corresponding reserve requirement) and the Operating and Maintenance Reimbursement Fund, and (2) will, after replenishment of any deficit in the Debt Reserve Account, Operating and Contingency Reserve Fund, and the Operating and Maintenance Reimbursement Fund, be equal to or greater than 175% of the amount payable in such fiscal year as the principal of sinking fund installments for the interest on all revenue bonds, net of amounts capitalized for interest payable during the construction period.

The City has covenanted further that if the fees and charges collected in any fiscal year are not sufficient to produce such revenues, the City will employ a consulting expert to submit recommendations as to revision of the schedule of fees then in effect and the City will thereafter charge and collect fees in accordance with such recommendation. The schedule of charges for the System may not be revised for a period of two years unless (1) such revision is for purpose of complying with the aforesaid rate covenant or, simultaneous with such revision, there is filed with the trustee a certificate of the consulting expert stating the opinion that if such revision had been in effect during the whole of the fiscal year immediately prior thereto, the revenues collected during such fiscal year would not have been diminished, and (2) at the time of any reduction in charges, the amounts in the Debt Reserve Account and Operating and Contingency Reserve Fund equal or exceed the reserve requirements.

The revenue bond documents specify that additional bonds may be issued by the Fund for the purpose of financing additions, replacements, and improvements to the City of Detroit Building Authority Parking Arena System, provided that the trustee shall have received all legally required authorized opinions and certificates and that the estimated gross revenues (as defined in the bond authorizing documents) for the five years following completion of the facilities will be at least (1) 175% of annual debt service on all parity outstanding bonds, or (2) the sum of annual debt service on all parity outstanding bonds (including the Additional Bonds) plus the amount necessary to make all required payments to the various funds maintained by the trustee, whichever is greater. Other than as described above, the Parking Fund may not issue any obligations secured by gross revenues from the System unless any resulting lien on the System's gross revenues is expressly subordinate to liens for the bondholders' or bank's benefit as described above.

Sewage Disposal and Water Funds Construction Programs

The Sewage Disposal Fund is engaged in a variety of projects that are part of a five-year Capital Improvement Program (the Program). The total cost of this Program is anticipated to be approximately $2.1 billion through fiscal year 2007. The Program is being primarily financed from revenues of the Sewer Fund and proceeds from the issuance of revenue bonds.

The Sewage Disposal Fund total construction contract commitments outstanding at June 30, 2005 were approximately $453 million.

The Water Fund is engaged in a variety of projects that are part of its Program. The total cost of this Program is anticipated to be approximately $1.6 billion through fiscal year 2007. The Program is being primarily financed from revenues of the Water Fund and proceeds from the issuance of revenue bonds.

The Water Fund total construction contract commitments outstanding at June 30, 2005 were approximately $101 million.

Pension Plans:

The City of Detroit Retirement System consists of the General Retirement System (GRS) and the Policemen and Firemen Retirement System (PFRS). Each system is a single-employer plan composed of a Defined Benefit Plan and a Defined Contribution Annuity Plan. The plans provide retirement, disability, and death benefits to plan members and beneficiaries. The Systems issued publicly available financial reports that include financial statements and the required supplementary information. The reports can be obtained from City of Detroit Retirement Systems, 2 Woodward Avenue, Coleman A. Young Municipal Center, Room 908, and Detroit, Michigan 48226.

These plans are administered in accordance with the City Charter and union contracts, which assign the authority to establish and amend contributions and benefit provisions to each plan's Board of Trustees. The Systems' investment policies are governed in accordance with the State Public Act 314 of 1965, as amended.

The plans' financial statements are prepared using the accrual basis of accounting. Plan member contributions are recognized in the period in which the contributions are due. Employer contributions are recognized when due and the City has made a formal commitment to provide the contributions. Benefits and refunds are recognized when due and payable, in accordance with the terms of each plan.

Plan investments are reported at fair value. Short-term investments are reported at cost, which approximates fair value. Securities traded on a national or international exchange are valued at last reported sales price at current exchange rates. Mortgages are valued on the basis of future principal and interest payments and are discounted at prevailing interest rates for similar investments. Investments that do not have an established market are reported at estimated fair value.

The City's policy is to fund normal costs and amortization of prior service costs. The City is required to contribute at an actuarially determined rate. The current rate is up to 27.34% of active annual payroll for the General Retirement System (depending on the bargaining unit) and 27.68% of active annual payroll for the Policemen and Firemen Retirement System. Contributions from City funds and the Detroit Public Library fund, including accounts receivable for the year ended June 30, 2005, amounted to $776,281,025 and $693,967,089 for the General Retirement System and the Policemen and Firemen Retirement System, respectively.

CONFIDENTIAL INFORMATION
mark.angelov@arentfox.com
Detroit/15.08.2013 11:32

Employee contributions for annuity savings are as follows:

- General Retirement System — Employees may elect to contribute 3%, 5%, or 7% of the first $87,900 of annual compensation and 5% or 7 % of any excess over $87,900. Contributions are voluntary for all union and non-union employees.

- Policemen and Firemen Retirement System — Mandatory contributions are 5% of base compensation until eligibility for retirement is reached.

Contributions received from employees during the year ended June 30, 2005 amounted to $22,648,662 and $10,430,854 respectively.

The contribution requirements of plan members and the City are established and may be amended by the Board of Trustees in accordance with the City Charter, union contracts, and plan provisions.

Members may retire with full benefits after attaining 30 years of service; age 55 with 30 years of service if hired after January 1, 1996; age 60 with 10 years of service; or age 65 with 8 years of service. Employees may retire after 25 years of service and collect an actuarially reduced retirement benefit. Monthly pension benefits, which are subject to certain minimum and maximum amounts, are determined according to fixed rates per year of credited service.

Members of the General Retirement System who separated prior to July 1, 1981, met the age and service requirements, and who did not withdraw their accumulated annuity contributions are generally eligible for a pension at the time they would have been eligible had they continued in City employment. Members who separate after July 1, 1981 are not required to leave their accumulated annuity contributions in the System. Pension benefits for all members of the GRS are increased annually by 2.25% of the original pension.

Police officers and firefighters hired prior to January 1, 1969 may retire after 25 years of service with full benefits and an escalator clause for future increases. Police officers and firefighters hired after January 1, 1969 may retire after 25 years of service with full benefits and a yearly cost-of-living adjustment of 2.25%. For those members of the PFRS who were hired after January 1, 1969, pension benefits are increased annually by 2.25% of the original pension. Police officers and firefighters hired before January 1, 1969 may elect at retirement increases based upon pay increases of active members or annual increases of 2.25% of the original pension.

Members of the Policemen and Firemen Retirement System who separated prior to July 1, 1982, met the age and service requirements, and who did not withdraw their accumulated annuity contributions are generally eligible for a pension at the time they would have been eligible had they continued in City employment. Members who separate after July 1, 1982 and meet the age and service requirements are able to withdraw their accumulated contributions and remain eligible for a benefit.

Employee contributions to both systems for annuity savings may be withdrawn upon separation from the City. At retirement, members have the option to withdraw all or part of their accumulated annuity contributions plus interest in either a lump sum or to receive monthly annuity payments. Employees in both systems may withdraw their annuity balance if they have accumulated 25 years of service. The following details the schedule of employer contributions (in millions):

General Retirement System				Policemen and Firemen Retirement System			
Year Ended June 30	Annual Pension Costs	Percentage Contributed	Net Pension Asset	Year Ended June 30	Annual Pension Costs	Percentage Contributed	Net Pension Asset
2003	72.9	100	—	2003	66.8	100	—
2004	95.9	100	—	2004	69.5	100	—
2005	106.4	754	$695.6	2005	98.8	754	$595.1

The annual pension costs and net pension assets as of the City June 30, 2005 are as follows:

	P&FRS	GRS				
			Business-Type Activities			
	Governmental Activities	Governmental Activities	Transportation Fund	Sewage Disposal Fund	Water Fund	Total Primary Government
Annual required contributions (ARC)	$ 98,842,261	$ 63,450,814	$ 15,992,663	$ 6,359,722	$ 17,571,543	$ 202,217,003
Annual pension cost	98,842,261	63,450,814	15,992,663	6,359,722	17,571,543	202,217,003
Contributions made (employer)	693,967,089	480,048,802	113,998,169	14,210,003	168,024,051	1,470,248,114
Changes in net pension asset	595,124,828	416,597,988	98,005,506	7,850,281	150,452,508	1,268,031,111
Net pension asset, beginning of year	—	—	—	—	—	—
Net pension asset, end of year	$ 595,124,828	$ 416,597,988	$ 98,005,506	$ 7,850,281	$ 150,452,508	$ 1,268,031,111

The annual pension costs and net pension assets of the component units of the City as of June 30, 2005 are as follows:

	Component Unit Detroit Public Library (GRS)
Annual required contributions	$ 2,990,354
Annual pension cost	2,990,354
Contributions made (employer)	25,643,892
Changes in net pension asset	22,653,538
Net pension asset, beginning of year	—
Net pension asset, end of year	$ 22,653,538

	Defined Benefit		Defined Annuity Contributions	
	GRS	PFRS	GRS	PFRS
Retirees and beneficiaries receiving benefits	11,396	8,465	1,521	1,335
Terminated plan members entitled to but not yet receiving benefits	1,109	25	231	46
Active plan members	9,820	4,652	9,249	4,195

CONFIDENTIAL INFORMATION
mark.angelov@arentfox.com
Detroit/15:08:2013 1:02

Significant actuarial assumptions used in preparing the accompanying Systems' financial statements for the year ended June 30, 2005 (the latest date available) are as follows:

	General Retirement System	Policemen and Firemen Retirement System
Valuation Date (latest date available)	June 30, 2005	June 30, 2005
Actuarial Cost Method	Entry Age	Entry Age
Amortization Method	Level Percent	Level Percent
Remaining Amortization Period	20 years	12 years closed
Asset Valuation Method	3-year Smoothed Market	3-year Smoothed Market
Actuarial Assumptions:		
Investment Rate of Return	7.9%	7.8%
Projected Salary Increases	4.0% - 9.5%	5.8% - 10.8%
Includes Inflation at	4.0%	4.8%
Cost-of-Living Adjustments	2.25%	2.25%

Factors that significantly affect the identification of trends in the amounts reported include, for example, changes in benefit provisions, the size or composition of the population covered by the plans, or the actuarial methods and assumptions used.

Investment loss presented in the Statements of Net Assets in Fiduciary Funds for the Retirement Systems consist of interest income, dividend income, net depreciation, and investment expenses. GRS and PFRS were unable to break down each component by reserve fund as required in GASB Statement No. 25, *Financial Reporting for Defined Benefit Pension Plans and Note Disclosures for Defined Contribution Plans;* however, the Systems were able to present components in total:

	GRS	PFRS
Investment Gain, Net:		
Dividend Income	$ 18,472,422	$ 33,856,957
Interest Income	110,870,114	97,801,386
Net Apppreciation	160,852,269	140,792,494
Investment Expense	(13,780,153)	(12,581,933)
Total	$ 276,414,652	$ 259,868,904

Other Post-employment Benefits: In addition to the pension benefits described above, the City provides post-retirement benefits to its retirees, which include hospitalization, dental care, eye care, and life insurance. The number of City retirees at June 30, 2005 is 22,451. Costs are accounted for in accordance with GASB Statement No. 12, *Disclosures of Information on Post-retirement Benefits Other Than Pension Benefits by State and Local Governmental Employers*. The benefits are provided in accordance with the City Charter and union contracts. The costs of benefits, which are financed on a pay-as-you-go basis, for the year ended June 30, 2005, are as follows:

Benefit	City Cost	Retiree Cost	Total Cost
Hospitalization	$ 137,864,782	$ 13,960,235	$ 151,825,017
Dental	5,547,455	—	5,547,455
Eye Care	2,134,951	—	2,134,951
Life Insurance	167,444	—	167,444
Total	$ 145,714,632	$ 13,960,235	$ 159,674,867

Component Units

The GDRRA is authorized to charge user fees for services provided to residents in the event either the tipping fees or supplemental tipping fees paid by the City and other revenues generated are not sufficient in each operating year to produce revenues equal to at least 100% of the maximum annual debt service requirement, lease obligations, and operating costs.

Supplemental tipping fees are provided from certain taxes collected by the State of Michigan which are payable to the City (Distributable Aid). The City's obligation to pay tipping fees and supplemental tipping fees is a full faith and credit limited tax general and unconditional obligation whether or not the facility is operating. For the year ended June 30, 2005, tipping fees and supplemental tipping fees paid by the City to the GDRRA are as follows:

Tipping Fees	$ 65,693,555
Supplemental Tipping Fees	16,530,000
Total	$ 82,223,555

NOTE IV. SUBSEQUENT EVENTS

On July 7, 2005, the Mayor signed a Cooperative Endeavor Agreement with the United States Department of Housing and Urban Development (HUD) for the benefit of the Detroit Housing Commission (DHC). The agreement calls for the City to transfer all of DHC's assets, projects, and programs to HUD and for HUD to manage the day-to-day operations and reporting requirements of the DHC. The agreement dissolves the DHC 's Board of Commissioners. The agreement has an initial term of two years, and is renewable in one-year increments thereafter. The Detroit Housing Commission will not be presented in the City's CAFR for the fiscal year ending June 30, 2006.

On September 22, 2005 the Water Supply System issued $25,975,000 SRF Junior Lien Revenue Bonds. The bonds begin to mature October 1, 2007 and will be fully matured in the year 2026.

In November 2005, Standard & Poor's revised the City's Unlimited Tax General Obligation Bond rating from BBB+ to BBB, the City's Limited Tax General Obligation Bond rating from BBB to BBB- and revised the outlook from stable to negative.

In November 2005, Moody's Investors Service revised the City's Unlimited Tax General Obligation Bonds rating from Baa1 to Baa2, the City's Limited Tax General Obligation Bond rating from Baa2 to Baa3 and revised the outlook from negative to stable.

In November 2005, a general election referendum was passed which transfers control of the School District of City of Detroit to a newly elected eleven (11) member School Board, effective January 1, 2006. The 11 Board members will consist of 7 members, one from each district, who will serve 2-year terms, and 4 at-large members representing the entire city who will serve 4-year terms. Thus the District will not be presented in the City's CAFR for June 30, 2006.

In December 2005, Fitch Ratings revised the City's Unlimited Tax General Obligation Bond rating from BBB+ to BBB, the City's Limited Tax General Obligation Bond rating from BBB+ to BBB and revised the outlook from stable to negative.

In December 2005, the City issued $82,565,000 Unlimited Tax General Obligation Bonds and Unlimited Tax General Obligation Refunding Bonds. Proceeds of $29.9 million were used to refund previously issued debt, resulting in present value savings of $913,916 or 3.0% of the refunded par amount. The bonds mature beginning April 1, 2006 and will be fully matured in the year 2025.

On March 1, 2006 the City entered into an agreement with the Detroit Zoological Society, a Michigan nonprofit corporation, to manage the operations of the Detroit Zoological Institute through June 30, 2020, a period of fifteen (15) years, with an option to renew of ten (10) years. The City retains ownership of all assets of the Detroit Zoological Institute, which includes the Detroit Zoological Park and the Belle Isle Nature Zoo. The agreement between the City and Zoological Society provides for the payment of capital funds in the amount of Five million dollars ($5,000,000) in fiscal year 2006 and an additional Five million dollars ($5,000,000) in fiscal year 2007. Upon transfer of the $5,000,000 payment in fiscal year 2006, the Zoological Society will transfer ownership of the new Ford Education Center to the City. The City also agreed to pay an operating subsidy for certain operating costs, insurance and security, totaling $900,000 per year for the first 2-years of the agreement, fiscal year 2006 and fiscal year 2007.

On March 22, 2006, the City entered into an agreement with the Detroit Historical Society, a Michigan nonprofit corporation, to manage the operations of the Detroit Historical Museums through June 30, 2015, a period of ten (10) years, with an option to renew of ten years. The City retains ownership of all the assets of the Detroit Historical Museums, which includes the

CONFIDENTIAL INFORMATION
mark.angelov@arentfox.com
2013 11:32

Detroit Historical Museum, the Dossin Great Lakes Museum and Historic Fort Wayne (including the Collections Resource Center). The City will retain the management of the operations of Historic Fort Wayne. The agreement between the City and Society provides for an annual operating subsidy of five hundred thousand dollars ($500,000) for the first three fiscal years of the agreement, fiscal years 2006, 2007 and 2008. For fiscal year 2006, the City agreed to pay all outstanding contractual obligations for operating services at the time of the transfer. The City also grants the Historical Society access to capital funds through the City's annual capital budget process. Currently, the City has authorization from the electorate to sell up to $20.02 million in general obligation bonds for capital improvements to the Detroit Historical Museum facilities.

REQUIRED SUPPLEMENTARY INFORMATION OTHER THAN MANAGEMENT'S DISCUSSION & ANALYSIS (MD&A)

CONFIDENTIAL INFORMATION
mark.angelov@arentfox.com
Detroit/15:08:2013 11:32

REQUIRED

SUPPLEMENTARY

INFORMATION-

GENERAL FUND

STATEMENT OF REVENUES AND EXPENDITURES

-BUDGET TO ACTUAL

C-67

City of Detroit
STATEMENT OF REVENUES, EXPENDITURES, AND CHANGES IN FUND BALANCE — BUDGET AND ACTUAL
GENERAL FUND
For the Year Ended June 30, 2005

	Budgeted Amounts		Actual	Variance Actual Over (Under)
	Original	Final	Amounts	Budget
REVENUES:				
Taxes:				
Property Taxes	$ 215,696,948	$ 215,696,948	$ 178,957,463	$ (36,739,485)
Municipal Income Tax	319,008,000	319,008,000	282,501,875	(36,506,125)
Utility Users' Tax	55,000,000	55,000,000	52,939,839	(2,060,161)
Wagering Taxes	117,600,000	117,600,000	137,970,347	20,370,347
Other Taxes and Assessments	11,569,766	11,569,766	10,962,886	(606,880)
Interest and Penalties on Taxes	9,800,000	9,800,000	11,491,470	1,691,470
Total Taxes, Assessments, Interest and Penalties	728,674,714	728,674,714	674,823,880	(53,850,834)
Licenses, Permits and Inspection Charges:				
Business Licenses	1,595,585	1,839,155	1,892,283	53,128
Permits	1,255,832	1,255,832	1,697,773	441,941
Inspection Charges	9,866,419	9,866,419	7,442,358	(2,424,061)
Other Licenses	96,157	96,157	28,641	(67,516)
Total Licenses, Permits and Inspection Charges	12,813,993	13,057,563	11,061,055	(1,996,508)
Shared Taxes:				
Liquor and Beer License	545,000	545,000	602,582	57,582
State Shared Tax	286,938,418	286,938,418	282,914,217	(4,024,201)
Total Shared Taxes	287,483,418	287,483,418	283,516,799	(3,966,619)
Intergovernmental:				
Federal	5,402,963	5,029,661	26,522,887	21,493,226
State	54,495,391	12,735,431	23,511,241	10,775,810
State Equity Grant	1,170,400	1,170,400	1,076,931	(93,469)
Other Grants	3,739,549	179,117,798	16,346,773	(162,771,025)
Total Grants	64,808,303	198,053,290	67,457,832	(130,595,458)
Sales and Charges for Services:				
Maintenance and Construction	1,234,846	1,234,846	1,509,134	274,288
Other Labor and Materials	300,000	300,000	347,868	47,868
Electrical	47,840,000	47,840,000	40,506,888	(7,333,112)
Steam	955,000	955,000	851,310	(103,690)
Sanitation Charges	823,897	823,897	662,841	(161,056)
Recreation Fees	7,020,797	7,020,797	5,175,375	(1,845,422)
Collection Fees	7,284,190	7,314,190	7,076,021	(238,169)
Other Fees	39,440,796	42,990,796	40,107,965	(2,882,831)
Personal Services	61,801,228	62,138,133	57,761,903	(4,376,230)
Sales of Non-Capital Assets	-	-	-	-
Other Departmental Sales	30,047,894	37,317,941	24,109,898	(13,208,043)
Total Sales and Charges for Services	196,748,648	207,935,600	178,109,203	(29,826,397)
Ordinance Fines	29,504,878	27,219,663	23,273,726	(3,945,937)
Revenue from Use of Assets:				
Earnings on Investments	3,087,000	2,801,531	2,380,653	(420,878)
Real Estate Rentals	9,160,886	9,160,886	7,414,207	(1,746,679)
Concessions	5,054,456	5,054,456	2,837,924	(2,216,532)
Sale of Real Property	33,410,000	33,410,000	6,013,792	(27,396,208)
Total Revenue from Use of Assets	50,712,342	50,426,873	18,646,576	(31,780,297)
Other Revenue	40,813,259	60,388,979	100,134,090	39,745,111
Total Revenues	1,411,559,555	1,573,240,100	1,357,023,161	(216,216,939)

(Continued)

CONFIDENTIAL INFORMATION
mark.angelov@arentfox.com
Detroit 5.08:2013 11:32

City of Detroit
STATEMENT OF REVENUES, EXPENDITURES, AND CHANGES IN FUND BALANCE — BUDGET AND ACTUAL
GENERAL FUND
For the Year Ended June 30, 2005

	Budgeted Amounts Original	Budgeted Amounts Final	Actual Amounts	Variance Actual Over (Under) Budget
EXPENDITURES:				
Public Protection:				
Consumer Affairs	1,314,854	1,556,813	1,210,811	(346,002)
Fire	207,441,391	209,926,211	202,172,068	(7,754,143)
Human Rights	2,359,312	2,352,587	2,081,368	(271,219)
Ombudsperson	1,457,978	1,452,093	1,457,015	4,922
Parking Enforcement	9,793,095	9,700,247	9,074,181	(626,066)
Police	475,234,439	507,793,222	454,600,253	(53,192,969)
Detroit Office of Homeland Security	620,254	8,664,317	677,940	(7,986,377)
36th District Court	49,470,064	49,511,893	45,454,181	(4,057,712)
Total Public Protection	747,691,387	790,957,383	716,727,817	(74,229,566)
Department of Health	97,473,647	100,732,152	87,862,830	(12,869,322)
Recreation and Culture:				
Culture, Arts and Tourism	1,681,885	2,398,072	1,152,913	(1,245,159)
Historical	3,579,640	3,566,321	2,995,693	(570,628)
Recreation	50,042,927	47,416,336	49,924,914	2,508,578
Senior Citizens	1,294,920	2,138,068	932,042	(1,206,026)
Zoological Institute	14,029,400	14,357,011	12,492,833	(1,864,178)
Total Recreation and Culture	70,628,772	69,875,808	67,498,395	(2,377,413)
Economic Development — Civic Center	26,863,409	25,310,350	23,541,123	(1,769,227)
Housing Supply and Conditions:				
Planning and Development	11,433,365	23,773,549	12,486,977	(11,286,572)
Total Housing Supply and Conditions	11,433,365	23,773,549	12,486,977	(11,286,572)
Physical Environment:				
Environmental Affairs	2,594,658	4,503,223	2,319,583	(2,183,640)
Public Lighting	65,907,104	65,462,349	69,060,774	3,598,425
Public Works	183,411,745	183,717,019	185,239,556	1,522,537
Total Physical Environment	251,913,507	253,682,591	256,619,913	2,937,322
Development and Management:				
Auditor General	3,299,800	3,298,236	2,669,338	(628,898)
Budget	3,426,505	3,423,757	3,084,852	(338,905)
City Clerk	4,417,596	4,373,775	3,770,777	(602,998)
City Council	18,019,661	18,083,380	14,780,744	(3,302,636)
Communications & Creative Services	2,906,588	2,899,883	2,467,503	(432,380)
Elections	10,773,348	10,704,128	10,551,156	(152,972)
Finance	48,900,999	49,876,483	40,501,832	(9,374,651)
Law	27,121,937	28,396,285	26,884,967	(1,511,318)
Mayor's Office	11,356,692	11,595,397	9,653,665	(1,941,732)
Human Resources	32,330,117	32,291,316	25,904,262	(6,387,054)
Information Technology Services	31,361,734	31,385,622	24,294,443	(7,091,179)
Board of Zoning Appeals	973,677	971,884	844,025	(127,859)
Detroit Workforce Development Department	2,000	605,311	1,124	(604,187)
Dept. of Administrative Hearings	2,265,667	2,266,167	898,772	(1,367,395)
Non Departmental	14,164,289	171,392,092	31,501,316	(139,890,776)
Total Development and Management	211,320,610	371,563,716	197,808,776	(173,754,940)
Capital Outlay	69,436,133	97,531,721	124,712,800	27,181,079

(Continued)

City of Detroit
STATEMENT OF REVENUES, EXPENDITURES, AND CHANGES IN FUND BALANCE — BUDGET AND ACTUAL
GENERAL FUND
For the Year Ended June 30, 2005

	Budgeted Amounts Original	Budgeted Amounts Final	Actual Amounts	Variance Actual Over (Under) Budget
Debt Service:				
Bond Issuance Costs	24,000	24,000	5,192,701	5,168,701
Total Debt Service	24,000	24,000	5,192,701	5,168,701
Total Expenditures	1,486,784,830	1,733,451,270	1,492,451,332	(240,999,938)
Excess (Deficiency) of Revenues Over (Under) Expenditures	(75,225,275)	(160,211,170)	(135,428,171)	24,782,999
OTHER FINANCING SOURCES (USES):				
Sources:				
Transfers from Other Funds:				
Transfers In	119,091,664	121,743,983	33,051,546	(88,692,437)
Proceeds of Capital Leases	315,351	315,351	315,351	-
Premium on Capital Related Debt	5,974,832	5,974,832	5,974,832	-
Sale of General Obligation Bonds	141,215,335	223,167,013	242,150,000	18,982,987
Total Other Financing Sources	266,597,182	351,201,179	281,491,729	(69,709,450)
Uses:				
Transfers to Other Funds:				
Transfers Out	182,677,300	182,377,868	136,651,053	(45,726,815)
Principal Paid to Bond Agent for Refunded Bonds	57,357,145	57,357,145	92,640,000	35,282,855
Interest Paid On Refunded Bonds	4,213,845	4,131,379	4,213,845	82,466
Total Other Financing Uses	244,248,290	243,866,392	233,504,898	(10,361,494)
Total Other Financing Sources and Uses	22,348,892	107,334,787	47,986,831	(59,347,956)
Net Change in Fund Balance	(52,876,383)	(52,876,383)	(87,441,340)	(34,564,957)
Fund Balance at Beginning of Year	52,876,383	52,876,383	69,216,269	16,339,886
Increase (Decrease) in Inventories	-	-	(15,369,363)	(15,369,363)
Fund Balance at End of Year	$ -	$ -	$ (33,594,434)	$ (33,594,434)

See accompanying independent auditors' report

CONFIDENTIAL INFORMATION
mark.angelov@arentfox.com
Detroit/15:08:2013 11:32

REQUIRED

SUPPLEMENTARY

INFORMATION-

HISTORIC PENSION DATA

C-69

REQUIRED SUPPLEMENTAL INFORMATION
HISTORIC PENSION DATA - UNAUDITED

Schedule of Employer Contributions (In millions):

General Retirement System				Policemen and Firemen Retirement System			
Year Ended June 30	Annual Required Contributions	Percentage Contributed	Net Pension Asset	Year Ended June 30	Annual Required Contributions	Percentage Contributed	Net Pension Asset
2001	$68.1	100%		2001	14.4	100%	
2002	67.8	100		2002	8.4	100	
2003	72.9	100		2003	66.8	100	
2004	95.9	100		2004	69.5	100	
2005	106.4	754	$695.6	2005	98.8	702	$595.1

Schedule of Funding Progress (In millions):

General Retirement System:

Actuarial Valuation Date June 30	Actuarial Value of Assets	Actuarial Accrued Liability (AAL)	Funded Ratio	Unfunded AAL (UAAL)	Covered Payroll	UAAL as a Percentage of Payroll
2001 (a) (b)	$2,912.1	$3,179.6	91.6%	$267.5	$439.6	60.8%
2002	2,761.2	3,276.6	84.3	515.4	440.7	117.0
2003	2,537.7	3,270.6	77.6	733.0	448.6	163.4
2004	2,470.2	3,383.9	73.0	913.7	444.6	205.5
2005	3,222.4	3,347.4	96.3	125.0	390.6	32.0

Policemen and Firemen Retirement System:

Actuarial Valuation Date June 30	Actuarial Value of Assets	Actuarial Accrued Liability (AAL)	Funded Ratio	Unfunded AAL (UAAL)	Covered Payroll	UAAL as a Percentage of Payroll
2001 (a) (b)	$3,900.0	$3,463.2	112.6%	$(436.8)	$253.3	-
2002 (a)	3,635.1	3,523.4	103.2	(111.7)	248.7	-
2003	3,205.5	3,721.6	86.1	516.1	248.7	207.5
2004	3,074.5	3,857.5	79.7	783.0	258.7	302.7
2005	3,757.9	3,780.4	99.0	22.6	250.5	9.0

a) After changes in actuarial assumptions.
b) Plan amended.

See accompanying independent auditors' report.

CONFIDENTIAL INFORMATION
mark.angelov@arentfox.com
Detroit/15:08:2013 11:32

COMBINING FINANCIAL INFORMATION – NON-MAJOR GOVERNMENTAL FUNDS

SPECIAL REVENUE FUNDS

ARE ESTABLISHED TO ACCOUNT FOR THE PROCEEDS OF SPECIFIC REVENUE SOURCES (OTHER THAN CERTAIN MAJOR CAPITAL FACILITIES) THAT ARE RESTRICTED BY LAW AND ADMINISTRATIVE ACTION TO EXPENDITURES FOR SPECIFIED PURPOSES

Community Development Block Grant Funds	To account for activities financed by Federal Government Grants under Title I of the Housing and Community Development Act of 1974.
Construction Code Fund	In accordance with State of Michigan Public Act No. 245 of 1999, to account for financing activities related to the acts and services performed by the Building and Safety Fund including, without limitation, issuance of building permits, examination of plans and specifications, inspection of construction undertaken pursuant to a building permit, the issuance of certificates of use and occupancy, and hearing appeals in accordance with this act.
Detroit Building Authority Fund	To account for financing activities associated with acquiring, improving, operating and maintaining buildings and other structures for public purposes.
Drug Law Enforcement Fund	To account for forfeited narcotics proceeds that are used for the enhancement of narcotics enforcement.
Empowerment Zone Fund	To account for activities financed by Federal Government Grants under provision of Section 2007 of Title XX of the Social Security Act as amended.
Detroit Workforce Development Department	To account for employment and training program grants received from government sources.
Human Services Fund	To account for Federal and State Grant revenues that are used to finance certain social service programs.
General Retirement Systems Service Corporation	To account for the proceeds and service payments related to the issuance of the Pension Obligation Certificates in June of 2005.
Police and Fire Retirement Systems Service Corporation	To account for the proceeds and service payments related to the issuance of the Pension Obligation Certificates in June of 2005.
Major and Local Street Funds	To account for Michigan State Gas and Weight Tax revenues and other related grants used for the construction and maintenance of major and local streets.
Supportive Housing Programs and Homeless Initiatives Funds	To account for financing activities of Supportive Housing Programs for the Homeless received from the Federal Government.
Targeted Business Development Fund	To account for revenues received via the casino development agreements earmarked to foster the presence of minority businesses in the City.

CONFIDENTIAL INFORMATION
mark.angelov@arentfox.com
Detroit/15:08:2013 11:32

CAPITAL PROJECTS FUNDS

CAPITAL PROJECTS FUNDS ARE ESTABLISHED TO ACCOUNT FOR FINANCIAL RESOURCES TO BE USED FOR THE ACQUISITION OR CONSTRUCTION OF MAJOR CAPITAL FACILITIES (OTHER THAN THOSE FINANCED BY SPECIAL REVENUE FUNDS AND PROPRIETARY FUNDS)

Capital Projects Fund	To account for all funds used for the construction, acquisition and renovation of Capital facilities by the General Fund.
Urban Renewal Fund	To account for funding received from the City of Detroit and the Federal Government earmarked for the acquisition and site preparation of property for future development.

DEBT SERVICE FUND

DEBT SERVICE FUND IS ESTABLISHED TO ACCOUNT FOR THE ACCUMULATION OF RESOURCES FOR THE PAYMENT OF DEBT AND PRINCIPAL AND INTEREST OF CERTAIN PROPRIETARY FUNDS' GENERAL OBLIGATIONS

PERMANENT FUNDS

ACCOUNT FOR PRINCIPAL TRUST AMOUNTS RECEIVED AND RELATED INTEREST INCOME. THE INTEREST PORTION OF THE TRUST IS USED TO MAINTAIN THE COMMUNITY CEMETERY.

PERPETUAL CARE — BEQUEST FUND

TO ACCOUNT FOR INCOME AND DISBURSEMENTS OF BEQUESTS ACCEPTED BY THE CITY.

THIS PAGE LEFT BLANK INTENTIONALLY

CONFIDENTIAL INFORMATION
mark.angelov@arentfox.com
Detroit 5.08:2013 11:32

City of Detroit, Michigan
COMBINING BALANCE SHEET
NON-MAJOR GOVERNMENTAL FUNDS
June 30, 2005

	Special Revenue Funds	Debt Service Fund	Capital Projects Funds	Permanent Funds Bequest Fund	Total
ASSETS					
Current Assets					
Cash	$ 20,607,161	$ 7,688	$ 2,221,942	$ 47,344	$ 22,884,135
Investments	88,647,226	1,200,865	136,063,006	1,097,814	227,008,911
Accounts and Contracts Receivable:					
Due from Other Funds	4,651,893	-	1,977,302	-	6,629,195
Due from Other Governmental Agencies	29,968,385	-	567,116	-	30,535,501
General Taxes Receivable on Real and Personal Property (Net)	-	20,478,737	-	-	20,478,737
Other Receivables	881,466	-	354,558	-	1,236,024
Total Accounts and Contracts Receivable	35,501,744	20,478,737	2,898,976	-	58,879,457
Allowance for Uncollectible Accounts	(428,532)	(16,475,000)	(188,000)	-	(17,091,532)
Total Accounts and Contracts Receivable - Net	35,073,212	4,003,737	2,710,976	-	41,787,925
Taxes, Interest and Penalties--Net	-	2,005,000	-	-	2,005,000
Current Special Assessments Receivable	-	-	347,225	-	347,225
Prepaid Expenditures	127,636	-	-	-	127,636
Inventory--Forfeited Property	250,875	-	-	-	250,875
Other Inventory	677,208	-	-	-	677,208
Total Current Assets	145,383,318	7,217,290	141,343,149	1,145,158	295,088,915
Restricted Assets:					
Cash	1,001,831	32,203,497	30,234,856	108,465	63,548,649
Total Assets	$ 146,385,149	$ 39,420,787	$ 171,578,005	$ 1,253,623	$ 358,637,564
Liabilities:					
Accounts and Contracts Payable	$ 17,001,472	$ -	$ 26,352,524	$ -	$ 43,353,996
Due to Other Funds	9,902,480	2,328,825	4,183,436	-	16,414,741
Advances from Other Funds	145,674	-	850,000	-	995,674
Due to Other Governmental Agencies	5,196,450	704,821	-	-	5,901,271
Deposits from Vendors and Customers	2,847,640	-	-	-	2,847,640
Accrued Salaries and Wages Payable	1,937,814	-	-	-	1,937,814
Accrued Liabilities	13,564,749	-	-	-	13,564,749
Other Liabilities	1,547,110	-	124,113	-	1,671,223
Deferred Revenue	2,398,483	7,325,737	255,050	-	9,979,270
Total Liabilities	54,541,872	10,359,383	31,765,123	-	96,666,378
Fund Balances:					
Reserved for Inventory	928,083	-	-	-	928,083
Reserved for Encumbrances	14,018,549	-	-	-	14,018,549
Reserved for Endowments and Trusts	-	-	-	1,253,623	1,253,623
Reserved for Debt Service	-	29,061,404	-	-	29,061,404
Reserved for Capital Projects	-	-	139,812,882	-	139,812,882
Undesignated	76,896,645	-	-	-	76,896,645
Total Fund Balances	91,843,277	29,061,404	139,812,882	1,253,623	261,971,186
Total Liabilities and Fund Balances	$ 146,385,149	$ 39,420,787	$ 171,578,005	$ 1,253,623	$ 358,637,564

See accompanying independent auditors' report.

City of Detroit, Michigan
COMBINING STATEMENT OF REVENUES, EXPENDITURES AND CHANGES IN FUND BALANCES
NON-MAJOR GOVERNMENTAL FUNDS
For the Year Ended June 30, 2005

	Special Revenue Funds	Debt Service Fund	Capital Projects Funds	Permanent Funds Bequest Fund	Total
REVENUES:					
Taxes:					
Property Taxes	$ -	$ 59,813,679	$ -	$ -	$ 59,813,679
Other Taxes and Assessments	-	2,602,232	-	-	2,602,232
State Hotel and Liquor Tax	-	16,310,767	-	-	16,310,767
Licenses, Permits and Inspection Charges	23,945,463	-	-	-	23,945,463
Intergovernmental:					
Federal	225,212,352	-	24,637,235	-	249,849,587
State	13,356,134	-	-	-	13,356,134
Gas and Weight Tax	63,476,425	-	-	-	63,476,425
Sales and Charges for Services	5,185,630	-	-	-	5,185,630
Ordinance Fines	4,207,916	-	-	-	4,207,916
Revenue from Use of Assets	-	516,134	-	-	516,134
Earnings on Investments	1,028,610	1,276,054	9,673,567	20,803	11,999,034
Other Revenue	3,337,774	2,065,164	26,120,864	-	31,523,802
Total Revenues	339,750,304	82,584,030	60,431,666	20,803	482,786,803
EXPENDITURES:					
Current:					
Public Protection	38,159,175	-	-	-	38,159,175
Health	81,781,875	-	-	-	81,781,875
Economic Development	68,937,989	4,165,500	-	-	73,103,489
Educational Development	73,837,899	-	-	-	73,837,899
Housing and Conditions	5,795,925	-	-	-	5,795,925
Transportation	46,272,594	-	-	-	46,272,594
Debt Service:					
Principal	-	73,544,336	-	-	73,544,336
Interest	-	51,462,415	-	-	51,462,415
Bond Issuance Costs	-	-	2,299,818	-	2,299,818
Capital Outlay	-	-	157,832,908	-	157,832,908
Total Expenditures	314,785,457	129,172,251	160,132,726	-	604,090,434
Excess (Deficiency) of Revenues Over (Under) Expenditures	24,964,847	(46,588,221)	(99,701,060)	20,803	(121,303,631)
OTHER FINANCING SOURCES (USES):					
Sources:					
Transfers In:					
General Fund	8,234,889	38,830,859	-	-	47,065,748
General Debt Service Fund	-	-	37,469,125	-	37,469,125
Special Revenue Funds	19,668,260	3,821,110	-	-	23,489,370
Total Transfers In	27,903,149	42,651,969	37,469,125	-	108,024,243
Proceeds of Federal Note	7,789,000	-	-	-	7,789,000
Proceeds from Capital Related Debt Issuance	-	-	111,680,000	-	111,680,000
Premium on General Obligation Bonds Issued	-	-	7,039,843	-	7,039,843
Total Other Financing Sources	35,692,149	42,651,969	156,188,968	-	234,533,086
Uses:					
Transfers Out:					
General Fund	33,051,547	-	-	-	33,051,547
Capital Projects Fund	-	37,469,125	-	-	37,469,125
Debt Service Fund	3,821,110	-	-	-	3,821,110
Special Revenue Funds	19,668,260	-	-	-	19,668,260
Total Transfers Out	56,540,917	37,469,125	-	-	94,010,042
Principal Paid to Bond Agent for Refunded Bonds	-	-	69,160,000	-	69,160,000
Interest Paid to Bond Agent for Refunded Bonds	-	-	6,651,575	-	6,651,575
Total Other Financing Uses	56,540,917	37,469,125	75,811,575	-	169,821,617
Total Other Financing Sources (Uses)	(20,848,768)	5,182,844	80,377,393	-	64,711,469
Net Change in Fund Balances	4,116,079	(41,405,377)	(19,323,667)	20,803	(56,592,162)
Fund Balances at Beginning of Year	87,812,776	70,466,781	159,136,549	1,232,820	318,648,926
Decrease in Inventories	(85,578)	-	-	-	(85,578)
Fund Balances at End of Year	$ 91,843,277	$ 29,061,404	$ 139,812,882	$ 1,253,623	$ 261,971,186

See accompanying independent auditors' report.

CONFIDENTIAL INFORMATION
mark.angelov@arentfox.com
Detroit/15:08:2013 11:32

City of Detroit, Michigan
COMBINING BALANCE SHEET
NON-MAJOR GOVERNMENTAL FUNDS - SPECIAL REVENUE FUNDS
June 30, 2005

ASSETS	Community Development Block Grant Funds	Construction Code Fund	Detroit Building Authority Fund	Drug Law Enforcement Fund	Empowerment Zone Fund	Detroit Workforce Development Department	Human Services Fund	Street Funds	Supportive Housing Programs and Homeless Initiatives Funds	Targeted Business Development Fund	Total
Current Assets:											
Cash	$ 1,388,485	$ 3,002,515	$ 2,146,303	$ 355,187	$ 1,157,520	$ 5,472,405	$ 5,613,144	$ 1,371,702	$ 99,900	$ -	$ 20,607,161
Investments	-	-	-	17,147,226	-	-	-	39,000,000	-	32,500,000	88,647,226
Accounts and Contracts Receivable:											
Due from Other Funds	2,087,629	348,209	179,985	-	61,189	206,080	1,674,934	93,867	-	-	4,651,893
Due from Other Governmental Agencies	7,522,442	58,077	-	-	4,802,196	5,183,204	-	11,936,751	465,715	-	29,968,385
Other Receivables	401,667	419,357	-	-	-	-	-	60,442	-	-	881,466
Total Accounts and Contracts Receivable	10,011,738	825,643	179,985	-	4,863,385	5,389,284	1,674,934	12,091,060	465,715	-	35,501,744
Allowance for Uncollectible Accounts	(37,608)	(345,200)	-	-	-	-	-	(45,724)	-	-	(428,532)
Total Accounts and Contracts Receivable - Net	9,974,130	480,443	179,985	-	4,863,385	5,389,284	1,674,934	12,045,336	465,715	-	35,073,212
Prepaid Expenditures	-	-	-	-	-	127,636	-	-	-	-	127,636
Inventory--Forfeited Property	-	-	-	250,875	-	-	-	-	-	-	250,875
Other Inventory	-	48,009	-	-	-	-	-	629,199	-	-	677,208
Total Current Assets	11,362,615	3,530,967	2,326,288	17,753,288	6,020,905	10,989,325	7,288,078	53,046,237	565,615	32,500,000	145,383,318
Restricted Assets:											
Cash	1,001,831	-	-	-	-	-	-	-		-	1,001,831
Total Assets	12,364,446	3,530,967	2,326,288	17,753,288	6,020,905	10,989,325	7,288,078	53,046,237	565,615	32,500,000	146,385,149
LIABILITIES, AND FUND BALANCES											
Liabilities:											
Accounts and Contracts Payable	2,056,612	34,212	341,170	496,565	68,898	7,765,575	2,980,772	3,101,578	156,090	-	17,001,472
Due to Other Funds	4,757,090	1,233,248	912,027	31,670	953,677	863,213	628,102	499,743	23,710	-	9,902,480
Advances from Other Funds	-	-	-	-	-	145,674	-	-	-	-	145,674
Due to Other Governmental Agencies	-	-	-	-	-	1,363,974	427,962	3,404,514	-	-	5,196,450
Deposits from Vendors and Customers	-	4,487	-	2,843,153	-	-	-	-	-	-	2,847,640
Accrued Salaries and Wages Payable	571,927	622,145	-	21,199	29,397	412,607	280,539	-	-	-	1,937,814
Accrued Liabilities	3,654,544	1,378,968		300,246	4,968,933	438,282	572,220	1,865,741	385,815	-	13,564,749
Other Liabilities	1,324,273	-	222,837	-	-	-	-	-	-	-	1,547,110
Deferred Revenue	-	-	-	-	-	-	2,398,483	-	-	-	2,398,483
Total Liabilities	12,364,446	3,273,060	1,476,034	3,692,833	6,020,905	10,989,325	7,288,078	8,871,576	565,615	-	54,541,872
Fund Balances:											
Reserved for Inventory	-	48,009	-	250,875	-	-	-	629,199	-	-	928,083
Reserved for Encumbrances	-	208,969	-	13,809,580	-	-	-	-	-	-	14,018,549
Undesignated	-	929	850,254	-	-	-	-	43,545,462	-	32,500,000	76,896,645
Total Fund Balances	-	257,907	850,254	14,060,455	-	-	-	44,174,661	-	32,500,000	91,843,277
Total Liabilities and Fund Balances	$ 12,364,446	$ 3,530,967	$ 2,326,288	$ 17,753,288	$ 6,020,905	$ 10,989,325	$ 7,288,078	$ 53,046,237	$ 565,615	$ 32,500,000	$ 146,385,149

See accompanying independent auditors' report.

C-73

CONFIDENTIAL INFORMATION
mark.angelov@arentfox.com
Detroit/15:08:2013 11:32

City of Detroit, Michigan
COMBINING STATEMENT OF REVENUES, EXPENDITURES AND CHANGES IN FUND BALANCES
NON-MAJOR GOVERNMENTAL FUNDS - SPECIAL REVENUE FUNDS
For the Year Ended June 30, 2005

	Community Development Block Grant Fund	Construction Code Fund	Detroit Building Authority	Drug Law Enforcement Fund	Empowerment Zone Fund	Detroit Workforce Development Department	Human Services Fund	Street Funds	Supportive Housing Programs and Homeless Initiatives Funds	Targeted Business Development Fund	Total
REVENUES:											
Licenses, Permits and Inspection Charges	$ -	$ 23,945,463	$ -	$ -	$ -	$ -	$ -	$ -	$ -	$ -	$ 23,945,463
Intergovernmental:											
Federal	59,785,281	-	-	-	11,464,565	73,837,899	74,328,682	-	5,795,925	-	225,212,352
State	-	-	-	-	-	-	2,885,506	10,470,628	-	-	13,356,134
Gas and Weight Tax	-	-	-	-	-	-	-	63,476,425	-	-	63,476,425
Sales and Charges for Services	5,112,710	72,920	-	-	-	-	-	-	-	-	5,185,630
Ordinance Fines and Forfeitures	-	504,880	-	3,703,036	-	-	-	-	-	-	4,207,916
Earnings on Investments	-	-	-	306,083	-	-	-	722,527	-	-	1,028,610
Other Revenue	-	-	2,189,455	224,273	-	-	300,000	624,046	-	-	3,337,774
Total Revenues	64,897,991	24,523,263	2,189,455	4,233,392	11,464,565	73,837,899	77,514,188	75,293,626	5,795,925	-	339,750,304
EXPENDITURES:											
Current:											
Public Protection	-	35,413,572	-	2,745,603	-	-	-	-	-	-	38,159,175
Health	-	-	-	-	-	-	81,781,875	-	-	-	81,781,875
Economic Development	55,495,894	-	1,977,530	-	11,464,565	-	-	-	-	-	68,937,989
Educational Development	-	-	-	-	-	73,837,899	-	-	-	-	73,837,899
Housing and Conditions	-	-	-	-	-	-	-	-	5,795,925	-	5,795,925
Transportation Facilitation	-	-	-	-	-	-	-	46,272,594	-	-	46,272,594
Total Expenditures	55,495,894	35,413,572	1,977,530	2,745,603	11,464,565	73,837,899	81,781,875	46,272,594	5,795,925	-	314,785,457
Excess (Deficiency) of Revenues Over (Under) Expenditures	9,402,097	(10,890,309)	211,925	1,487,789	-	-	(4,267,687)	29,021,032	-	-	24,964,847
Other Financing Sources:											
Proceeds of Federal Note	7,789,000	-	-	-	-	-	-	-	-	-	7,789,000
Transfers in:											
General Fund	-	461,106	1,006,096	-	-	-	4,267,687	-	-	2,500,000	8,234,889
Community Development Block Grant Fund		10,668,260	-	-	-	-	-	-	-	-	10,668,260
Major Street Fund	-	-	-	-	-	-	-	9,000,000	-	-	9,000,000
Total Transfers In	-	11,129,366	1,006,096	-	-	-	4,267,687	9,000,000	-	2,500,000	27,903,149
Total Other Financing Sources	7,789,000	11,129,366	1,006,096	-	-	-	4,267,687	9,000,000	-	2,500,000	35,692,149
Other Financing Uses:											
Transfers Out:											
Construction Code Fund	10,668,260	-	-	-	-	-	-	-	-	-	10,668,260
General Fund	2,701,727	-	-	-	-	-	-	30,349,820	-	-	33,051,547
General Debt Service Funds	3,821,110	-	-	-	-	-	-	-	-	-	3,821,110
Local Street Fund	-	-	-	-	-	-	-	9,000,000	-	-	9,000,000
Total Transfers Out	17,191,097	-	-	-	-	-	-	39,349,820	-	-	56,540,917
Total Other Financing Uses	17,191,097	-	-	-	-	-	-	39,349,820	-	-	56,540,917
Total Other Financing Sources (Uses)	(9,402,097)	11,129,366	1,006,096	-	-	-	4,267,687	(30,349,820)	-	2,500,000	(20,848,768)
Net Change in Fund Balances	-	239,057	1,218,021	1,487,789	-	-	-	(1,328,788)	-	2,500,000	4,116,079
Fund Balances (Deficits) at Beginning of Year	-	-	(367,767)	12,894,359	-	-	-	45,286,184	-	30,000,000	87,812,776
Increase (Decrease) in Inventory	-	18,850	-	(321,693)	-	-	-	217,265	-	-	(85,578)
Fund Balances at End of Year	$ -	$ 257,907	$ 850,254	$ 14,060,455	$ -	$ -	$ -	$ 44,174,661	$ -	$ 32,500,000	$ 91,843,277

See accompanying independent auditors' report.

CONFIDENTIAL INFORMATION
mark.angelov@arentfox.com
Detroit 5.08:2013 11:30

City of Detroit, Michigan
COMBINING BALANCE SHEET
NON-MAJOR CAPITAL PROJECTS FUNDS
June 30, 2005

	Capital Projects	Urban Renewal	Total
ASSETS			
Cash	$ 1,111,215	$ 1,110,727	$ 2,221,942
Investments	120,122,776	15,940,230	136,063,006
Accounts and Contracts Receivable:			
Due from Other Funds	1,973,651	3,651	1,977,302
Due from Other Governmental Agencies	567,116	-	567,116
Other Receivables - Trade	354,558	-	354,558
Total Accounts and Contracts Receivable -	2,895,325	3,651	2,898,976
Allowance for Uncollectible Accounts	(188,000)	-	(188,000)
Total Accounts and Contracts Receivable - Net	2,707,325	3,651	2,710,976
Current Special Assessments Receivable	347,225	-	347,225
Restricted Cash and Cash Equivalents	30,234,856	-	30,234,856
Total Assets	$ 154,523,397	$ 17,054,608	$ 171,578,005
LIABILITIES AND FUND BALANCES			
Liabilities:			
Accounts and Contracts Payable	$ 25,845,179	$ 507,345	$ 26,352,524
Due to Other Funds	3,261,705	921,731	4,183,436
Advance from General Fund	850,000	-	850,000
Other Liabilities	34,376	89,737	124,113
Deferred Revenue	243,335	11,715	255,050
Total Liabilities	30,234,595	1,530,528	31,765,123
Fund Balances:			
Undesignated Fund Balance	124,288,802	15,524,080	139,812,882
Total Fund Balances	124,288,802	15,524,080	139,812,882
Total Liabilities and Fund Balances	$ 154,523,397	$ 17,054,608	$ 171,578,005

See accompanying independent auditors' report.

City of Detroit, Michigan
COMBINING STATEMENT OF REVENUES,
EXPENDITURES AND CHANGES IN FUND BALANCES
NON-MAJOR CAPITAL PROJECTS FUNDS
For the Year Ended June 30, 2005

	Capital Projects	Urban Renewal	Total
Revenues:			
Grants	$ 967,891	$ 23,669,344	$ 24,637,235
Earnings on Investments	1,808,745	7,864,822	9,673,567
Other Revenues	26,120,864	-	26,120,864
Total Revenues	28,897,500	31,534,166	60,431,666
Expenditures:			
Bond Issuance Cost	2,299,818	-	2,299,818
Capital Outlay	123,390,637	34,442,271	157,832,908
Total Expenditures	125,690,455	34,442,271	160,132,726
Excess (Deficiency) of Revenues Over (Under) Expenditures	(96,792,955)	(2,908,105)	(99,701,060)
Other Financing Sources:			
Transfers in:			
General Debt Service Fund	37,469,125	-	37,469,125
Proceeds from Bonds	111,680,000	-	111,680,000
Premium on Bonds Issued	7,039,843	-	7,039,843
Total Other Financing Sources	156,188,968	-	156,188,968
Other Financing Uses:			
Principal Paid to Bond Agent for Refunded Bonds	69,160,000	-	69,160,000
Interest Paid to Bond Agent for Refunded Bonds	6,651,575	-	6,651,575
Total Other Financing Uses	75,811,575	-	75,811,575
Total Other Financing Sources (Uses)	80,377,393	-	80,377,393
Net Change in Fund Balance	(16,415,562)	(2,908,105)	(19,323,667)
Fund Balances at Beginning of Year	140,704,364	18,432,185	159,136,549
Fund Balances at End of Year	$ 124,288,802	$ 15,524,080	$ 139,812,882

See accompanying independent auditors' report.

CONFIDENTIAL INFORMATION
mark.angelov@arentfox.com
Detroit 08:08:2013 11:30

City of Detroit, Michigan
COMBINING BALANCE SHEET
NON-MAJOR PERMANENT FUNDS
BEQUEST FUNDS
June 30, 2005

	Permanent Funds		
	Bequest Funds		
	Other Trust	Cemetery Trust	Total
ASSETS			
Cash	$ -	$ 47,344	$ 47,344
Restricted Cash	-	108,465	108,465
Investments	42,958	1,054,856	1,097,814
Total Assets	$ 42,958	$ 1,210,665	$ 1,253,623
LIABILITIES, AND FUND BALANCES			
Liabilities:			
Total Liabilities	$ -	$ -	$ -
Fund Balances:			
Reserved for Restricted Assets	42,958	1,210,665	1,253,623
Total Fund Balances	42,958	1,210,665	1,253,623
Total Liabilities and Fund Balances	$ 42,958	$ 1,210,665	$ 1,253,623

See accompanying independent auditors' report.

City of Detroit, Michigan
STATEMENT OF REVENUES, EXPENDITURES, AND CHANGES IN FUND BALANCES
NON-MAJOR PERMANENT FUNDS
BEQUEST FUNDS
For the Year Ended June 30, 2005

	Permanent Funds		
	Bequest Funds		
	Other Trust	Cemetery Trust	Total
Revenues:			
Investment Income	$ 814	$ 19,989	$ 20,803
Total Revenues	814	19,989	20,803
Expenditures:			
Total Expenditures	-	-	-
Total Revenues Over Expenditures	814	19,989	20,803
Fund Balance, Beginning	42,144	1,190,676	1,232,820
Fund Balance, Ending	$ 42,958	$ 1,210,665	$ 1,253,623

See accompanying independent auditors' report.

CONFIDENTIAL INFORMATION
mark.angelov@arentfox.com
Detroit 15:06:2013 11:32

City of Detroit
COMBINING STATEMENT OF NET ASSETS AND LIABILITIES
AGENCY FUNDS
For the Year Ended June 30, 2005

	Condemnation Awards Fund	Fire Insurance Escrow Fund	Other Agency Funds	Total
ASSETS				
Cash	$ 1,425,578	$ 351,826	$ 733,223	$ 2,510,628
Investments	-	8,639,787	-	8,639,787
Due from Other Funds	-	185,281	-	185,281
Total Assets	$ 1,425,578	$ 9,176,894	$ 733,223	$ 11,335,695
LIABILITIES				
Accounts Payable	$ -	$ 62,743	$ -	$ 62,743
Awards Payable	1,425,578	-	-	1,425,578
Advances from Outside Sources	-	8,875,746	-	8,875,746
Escrow Payable	-	-	733,223	733,223
Due to Other Funds	-	238,405	-	238,405
Total Liabilities	$ 1,425,578	$ 9,176,895	$ 733,223	$ 11,335,695

See accompanying independent auditors' report.

C-77

City of Detroit
COMBINING STATEMENT OF CHANGES IN ASSETS AND LIABILITIES
AGENCY FUNDS
For the Year Ended June 30, 2005

	Balance June 30, 2004	Additions	Deductions	Balance June 30, 2005
Condemnation Award Fund				
Assets				
Cash	$ 1,464,630	$ -	$ 39,052	$ 1,425,578
Total Assets	$ 1,464,630	$ -	$ 39,052	$ 1,425,578
Liabilities				
Accounts and Contracts Payable	$ 1,464,630	$ -	$ 39,052	$ 1,425,578
Total Liabilities	$ 1,464,630	$ -	$ 39,052	$ 1,425,578
Fire Insurance Escrow Fund				
Assets				
Cash	$ 203,890	$ 4,596,809	$ 4,448,873	$ 351,826
Investments	7,108,506	2,816,281	1,285,000	8,639,787
Due from Other Funds	185,281	-	-	185,281
Total Assets	$ 7,497,677	$ 7,413,090	$ 5,733,873	$ 9,176,894
Liabilities				
Accounts and Contracts Payable	$ 294,185	$ 1,737,667	1,969,109	$ 62,743
Due to Other Funds	117,215	167,377	46,186	238,405
Other Liabilities	7,086,276	3,538,731	1,749,261	8,875,746
Total Liabilities	$ 7,497,676	$ 5,443,775	3,764,556	$ 9,176,895
Other Agency Funds				
Assets				
Cash	$ 730,208	$ 3,014	$ -	$ 733,222
Total Assets	$ 730,208	$ 3,014	$ -	$ 733,222
Liabilities				
Other Liabilities	$ 730,208	$ 3,014	$ -	$ 733,222
Total Liabilities	$ 730,208	$ 3,014	$ -	$ 733,222
Total Agency Funds				
Assets				
Cash	$ 2,398,728	$ 4,599,823	$ 4,487,924	$ 2,510,627
Investments	7,108,506	2,816,281	1,285,000	8,639,787
Due from Other Funds	185,281	-	-	185,281
Total Assets	$ 9,692,515	$ 7,416,104	$ 5,772,924	$ 11,335,695
Liabilities				
Accounts and Contracts Payable	$ 1,758,815	$ 1,737,667	$ 2,008,161	1,488,321
Due to Other Funds	117,215	167,377	46,186	238,405
Other Liabilities	7,816,484	3,541,745	1,749,261	9,608,968
Total Liabilities	$ 9,692,514	$ 5,446,789	$ 3,803,608	11,335,695

See accompanying independent auditors' report.

CONFIDENTIAL INFORMATION
mark.angelov@arentfox.com
Detroit/15:08:2013 11:32

STATISTICAL

In preparation for the Major League All-Star Game in July, emergency responders participate in a **homeland security** emergency response exercise in May at Comerica Park.

The Statistical Section contains:

General Governmental Revenues by Source— Last Ten Fiscal Years
General Governmental Expenditures by Function— Last Ten Fiscal Years
Property Tax Levies and Collections — Last Ten Fiscal Years
Adjusted Tax Levies and Tax Collections by Levies — Last Ten Fiscal Years
Assessed and Estimated Actual Value of Taxable Property — Last Ten Fiscal Years
Property Tax Rates and Levies — All Overlapping Governments — Last Ten Fiscal Years
Special Assessment Additions and Deductions — Last Ten Fiscal Years
Ratio of Net General Bonded Debt to Assessed Value and Net Bonded Debt per Capita —Last Ten Fiscal Years
Legal Debt Margin
Computation of Direct and Overlapping Debt— General Obligation Bonds
Ratio of Annual Debt Service Expenditures for General Bonded Debt to Total General Governmental Expenditures —Last Ten Fiscal Years
Revenue Bond Coverage — Last Ten Fiscal Years
Real Property Value, Construction Permits and Bank Deposits — Last Ten Fiscal Years
Principal Taxpayers
Largest Private Employers
Miscellaneous Statistics

CONFIDENTIAL INFORMATION
mark.angelov@arentfox.com
Detroit/15:08:2013 11:32

CITY OF DETROIT

Shoppers marvel at the breathtaking array of flowers at Eastern Market's **Flower Day** in May. Flower Day is a much-anticipated annual rite of spring for thousands of metro Detroiters.

Runners speed to the finish line at the **Heat the Streets Run and Walk for Warmth** last February to raise money to assist low-income residents with their utility costs.

THIS PAGE LEFT BLANK INTENTIONALLY

CONFIDENTIAL INFORMATION
mark.angelov@arentfox.com
Detroit/15:08:2013 11:32

Table 1

Table 1

City of Detroit, Michigan
GENERAL GOVERNMENTAL REVENUES BY SOURCE (1)
Last Ten Fiscal Years
(Amounts Expressed in Thousands)
Unaudited

Revenue Classification (2)	2005	2004	2003	2002	2001	2000	1999	1998	1997	1996
Taxes, Assessments, Interest and Penalties	$ 826,722	$ 817,511	$ 728,223	$ 748,723	$ 716,014	$ 720,077	$ 636,191	$ 622,937	$ 592,515	$ 580,149
Licenses, Permits, and Inspection Charges	35,007	29,464	24,881	24,857	28,824	29,829	24,426	23,727	20,722	17,960
Shared Taxes and Grants	618,949	642,535	737,126	759,365	747,085	747,033	687,086	640,242	617,385	615,803
Sales and Charges for Services	183,295	190,928	174,533	203,322	185,732	176,948	150,482	148,217	141,088	131,684
Ordinance Fines	27,482	28,238	24,147	28,374	22,151	23,573	20,032	19,885	17,314	18,356
Revenues from Use of Assets	16,782	33,196	37,574	39,918	60,541	45,220	39,487	48,476	43,186	42,647
Other Revenues	131,658	124,788	102,386	142,977	79,140	60,261	74,701	90,673	97,715	73,345
Total Revenues	$ 1,839,895	$ 1,866,660	$ 1,828,870	$ 1,947,536	$ 1,839,487	$ 1,802,941	$ 1,632,405	$ 1,594,157	$ 1,529,925	$ 1,479,944

(1) Includes general, special revenue, debt service, capital projects, and permanent funds.
(2) Library revenues have been removed for all years. Prior to 2002 the Detroit Public Library was included in the Special Revenue Funds of the City. It is now being reported as a Component Unit.

Table 2

Table 2

City of Detroit, Michigan
GENERAL GOVERNMENTAL EXPENDITURES BY FUNCTION (1)
Last Ten Fiscal Years
(Amounts Expressed in Thousands)
Unaudited

Expenditure Classification (2)	2005	2004	2003	2002	2001	2000	1999	1998	1997	1996
Public Protection	$ 1,423,582	$ 738,331	$ 609,580	$ 601,014	$ 598,723	$ 531,140	$ 502,980	$ 516,516	$ 510,304	$ 498,620
Health	197,473	172,301	194,570	177,826	170,703	164,662	140,777	146,389	146,563	131,142
Recreation and Culture	99,296	73,770	78,478	79,787	67,393	68,699	65,077	70,908	68,494	67,437
Economic Development	99,656	96,272	96,998	80,957	40,949	45,687	31,344	23,960	20,188	17,734
Educational Development	77,259	95,579	85,854	85,516	96,271	87,190	52,563	43,505	53,179	40,927
Housing Supply and Conditions	27,863	21,150	18,535	16,747	96,393	85,720	74,866	74,809	63,262	77,210
Physical Environment	301,785	232,269	252,006	292,579	275,369	282,840	242,809	274,824	259,858	225,414
Transportation	46,273	49,858	44,218	21,087	15,787	9,808	38,892	21,735	12,398	10,540
Development and Management	495,349	387,713	399,418	354,175	250,912	328,475	322,395	246,876	193,005	204,305
Debt Service	169,268	140,118	132,184	124,583	126,981	126,169	116,679	116,249	123,472	92,047
Capital Outlay	282,546	162,594	69,605	117,575	145,426	65,852	91,740	75,326	83,452	63,332
Total Expenditures	$ 3,220,350	$ 2,169,955	$ 1,981,446	$ 1,951,846	$ 1,884,907	$ 1,796,242	$ 1,680,122	$ 1,611,097	$ 1,534,175	$ 1,428,708

(1) Includes general, special revenue, debt service, capital projects, and permanent funds.
(2) Library expenses have been removed for all years. Prior to 2002 the Detroit Public Library was included in the Special Revenue Funds of the City. It is now being reported as a Component Unit.

CONFIDENTIAL INFORMATION
mark.angelov@arentfox.com
Detroit/15:08:2013 11:32

Table 3

Table 3

City of Detroit, Michigan
Property Tax Levies and Collections
Last Ten Fiscal Years
(Amounts Expressed in Thousands)
Unaudited

Fiscal Year	Total Tax Levy	Current Tax Collections	Percent of Levy Collected	Delinquent Tax Collections	Total Tax Collections	Percent of Total Tax Collections to Tax Levy	Current and Prior Years' Adjustments (2)	Outstanding Delinquent Taxes	Percent of Delinquent Taxes to Tax Levy
1996 (1)	201,028	180,615	89.85	11,949	192,564	95.79	(13,380)	77,780	38.69
1997 (1)	208,546	189,097	90.67	15,028	204,125	97.88	(3,559)	78,642	37.71
1998 (1)	218,533	193,536	88.56	15,968	209,504	95.87	(6,108)	79,267	36.27
1999 (1)	224,248	199,594	89.01	14,302	213,896	95.38	(8,761)	80,858	36.06
2000 (1)	231,310	210,805	91.14	17,606	228,411	98.75	(6,939)	76,896	33.24
2001 (1)	254,397	218,915	86.05	15,854	234,769	92.28	(1,349)	95,285	37.46
2002 (3)	243,710	212,435	87.17	23,433	235,868	96.78	(15,928)	79,136	32.47
2003 (3)	246,284	207,628	84.30	16,663	224,291	91.07	(10,925)	90,204	36.63
2004 (3)	242,235	231,696	95.65	17,677	249,373	102.95	(2,945)	80,121	33.08
2005 (3)	254,533	238,059	93.53	8,942	247,001	97.04	(6,088)	81,565	32.04

(1) includes General, Library and Debt Service Funds
(2) includes additions, deductions, cancellations and adjustments
(3) Fiscal Years 2002-2004 do not include Library amounts.

Table 4

Table 4

City of Detroit, Michigan
Adjusted Tax Levies and Tax Collections by Levies
Last Ten Fiscal Years
(Amounts Expressed in Thousands)
Unaudited

Fiscal Year	Total Tax Levy	Net Additions Deductions to (from) Tax Levy	Less Cancellations and Adjustments	Net Taxes Receivable	Collections to June 30, 2005	
					Amount	Ratio to Adjusted Tax Levy
1996 (1)	201,028	-	(5,922)	195,106	193,450	99.15
1997 (1)	208,546	-	(4,995)	203,551	201,330	98.91
1998 (1)	218,533	-	(6,416)	212,117	209,368	98.70
1999 (1)	224,248	-	(5,227)	219,021	215,165	98.24
2000 (1)	231,310	-	4,508	235,818	229,885	97.48
2001 (1)	254,397	-	(4,480)	249,917	237,892	95.19
2002 (2)	243,710	-	(5,193)	238,517	225,277	94.45
2003 (2)	246,284	-	(5,101)	241,183	218,474	90.58
2004 (2)	242,235	-	(411)	241,824	231,696	95.81
2005 (2)	254,533	-	(3,977)	250,556	238,059	95.01

(1) includes General, Library and Debt Service Funds
(2) Fiscal Years 2002-2005 do not include Library amounts.

CONFIDENTIAL INFORMATION
mark.angelov@arentfox.com
Detroit/15:08:2013 11:32

Table 5

City of Detroit, Michigan
ASSESSED AND ESTIMATED ACTUAL VALUE OF TAXABLE PROPERTY
Last Ten Fiscal Years
(Amounts Expressed in Thousands)
Unaudited

	Real Property (Notes A and B)			Personal Property (Notes A, B and C)			Total (Notes A, B and C)		
Fiscal Year	State Equalized Value (Notes D and E)	Taxable Value	Estimated Actual Value	State Equalized Value (Notes D and E)	Taxable Value	Estimated Actual Value	State Equalized Value (Notes D and E)	Taxable Value	Estimated Actual Value
1997	$ 4,943,227	$ 4,703,635	$ 9,886,454	$ 1,443,983	$ 1,443,983	$ 2,887,966	$ 6,387,210	$ 6,147,618	$ 12,774,420
1998	5,351,875	4,847,236	10,703,750	1,603,341	1,603,341	3,206,682	6,955,216	6,450,577	13,910,432
1999	5,940,201	5,005,031	11,880,402	1,626,585	1,626,585	3,253,170	7,566,786	6,631,616	15,133,572
2000	6,990,962	5,219,200	13,981,924	1,637,482	1,637,482	3,274,964	8,628,444	6,856,682	17,256,888
2001	8,106,178	5,486,262	16,212,356	1,718,119	1,718,119	3,436,238	9,824,297	7,204,381	19,648,594
2002	9,319,364	5,983,367	18,638,728	1,656,438	1,656,438	3,312,876	10,975,802	7,639,805	21,951,604
2003	10,298,344	6,226,065	20,596,688	1,749,983	1,749,983	3,499,966	12,048,327	7,976,048	24,096,654
2004	10,668,533	6,470,987	21,337,066	1,373,222	1,373,222	2,746,444	12,041,755	7,844,209	24,083,510
2005	11,177,226	6,828,591	22,354,452	1,507,199	1,507,199	3,014,398	12,684,425	8,335,790	25,368,850
2006	11,645,064	7,168,723	23,290,128	1,611,481	1,581,107	3,222,962	13,256,545	8,749,830	26,513,090

Note A — Excludes qualified real and personal properties exempted from ad valorem property taxes but subject to a specific Industrial Facilities tax under the State Plant Rehabilitation and Industrial Development Districts Act of 1974.

Note B — Beginning with fiscal year 1995/1996 taxable values cannot exceed the statewide rate of inflation of the prior year on a per parcel basis, except where increases are due to physical changes in the parcel (P.A.415 of 1994). This represents the taxable amount of the state equalized value.

Note C — Excludes inventories which are exempted from the assessed values by the State Single Business Tax Act of 1974.

Note D — State Equalized Value (50% of true cash value).

Note E — Assessment Date -December 31 preceding year of levy.

Table 6

City of Detroit, Michigan
PROPERTY TAX RATES AND LEVIES — ALL OVERLAPPING GOVERNMENTS
Last Ten Fiscal Years
(Amounts Expressed in Thousands)
Unaudited

	Tax Rates — Mills					
Fiscal Year	City (Note A)	Library	School	County (Note B)	State	Total
1997	31.2830	2.6400	25.5000	11.3800	6.0000	76.8030
1998	31.2380	2.6400	25.5900	11.3700	6.0000	76.8380
1999	31.1750	2.6400	24.4500	11.3200	6.0000	75.5850
2000	31.0950	2.6400	23.9000	11.1390	6.0000	74.7740
2001	31.6783	3.6331	25.0000	11.0565	6.0000	77.3679
2002	31.9000	3.6331	28.5000	12.5395	6.0000	82.5726
2003	30.8780	3.6331	31.1900	13.9895	6.0000	85.6906
2004	30.8808	3.6331	31.8000	13.9886	5.0000	85.3025
2005	30.4359	3.6331	31.0000	13.9861	6.0000	85.0551
2006	30.0201	4.6307	30.6236	12.0950	6.0000	83.3694

	Tax Levies					
Fiscal Year	City (Note A)	Library	School	County (Note B)	State	Total
1997	$ 192,316	$ 16,230	$ 116,328	$ 69,960	$ 36,885	$ 431,719
1998	201,503	17,030	123,999	73,343	38,703	454,578
1999	206,741	17,507	119,113	75,070	39,790	458,221
2000	213,208	18,102	119,281	76,375	41,140	468,106
2001	228,223	26,174	132,788	79,655	43,226	510,066
2002	243,710	27,756	166,268	95,799	45,839	579,372
2003	246,284	28,977	193,401	111,581	47,856	628,099
2004	242,235	28,498	192,090	109,730	39,221	611,774
2005	254,533	30,284	258,409	116,585	50,015	709,826
2006	262,670	40,518	267,951	105,829	52,499	729,467

Note A — Includes millage to pay cash rentals to the City of Detroit Building Authority to cover principal and interest on authority bonds issued to finance construction of a new Detroit General Hospital and to pay Wayne County for debt service on County Drainage District Bonds issued for Detroit N0. 1 thru 1994.

Note B — The County tax rates and tax levies shown are against properties situated within the City of Detroit. The total assessed valuation used in determining the County tax rate recognizes adjustments in assessed valuation made after the City tax rate is determined.

CONFIDENTIAL INFORMATION
mark.angelov@arentfox.com
Detroit/15:08:2013 11:32

Table 7

City of Detroit, Michigan
SPECIAL ASSESSMENTS ADDITIONS AND DEDUCTIONS
Last Ten Fiscal Years
Unaudited

Fiscal Year	Beginning Balance	Additions	Deductions: Collections	Deductions: Cancellations and Adjustments	Ending Balance
1996	2,065,651	-	149,976	58,180	1,857,495
1997	1,857,495	-	213,336	105,500	1,538,659
1998	1,538,659	231,733	84,970	22,655	1,662,767
1999	1,662,767	4,897,716	250,378	473,697	5,836,408
2000	5,836,408	39,622	19,811	152,117	5,704,102
2001	5,704,102	-	80,553	362,034	5,261,515
2002	5,261,515	19,427	118,793	184,202	4,997,947
2003	4,977,947	23,865,681	360,457	75,529	28,407,642
2004	28,407,642	529,869	340,692	800,396	27,796,423
2005*	27,796,423	-	176,851	1,574,915	26,044,657

Table 8

City of Detroit, Michigan
RATIO OF NET GENERAL BONDED DEBT TO ASSESSED VALUE AND NET BONDED DEBT PER CAPITA
Last Ten Fiscal Years
(Dollars Expressed in Thousands)
Unaudited

Fiscal Year	Net Debt	Taxable Assessed Value (Note A)	Ratio of Net Debt to Taxable Assessed Value	Population (Note B)	Net Debt Per Capita
1996 (C)	$ 1,120,872	$ 5,887,324	19.04	1,000,272	$ 1,121
1997 (C)	1,101,020	6,147,618	17.91	1,000,272	1,100.72
1998 (C)	1,068,048	6,450,576	16.56	1,000,272	1,067.76
1999 (C)	1,042,641	6,631,616	15.72	1,000,272	1,042.36
2000 (C)	1,021,005	6,856,682	14.89	951,270	1,073.31
2001 (C)	938,080	7,204,381	13.02	951,270	986.13
2002 (C)	962,133	7,639,805	12.59	951,270	1,011.42
2003 (C)	909,624	7,976,048	11.40	951,270	956.22
2004 (C)	1,104,034	7,844,210	14.07	951,270	1,160.60
2005 (C)	1,209,104	8,335,790	14.50	951,270	1,271.05

Note A - Assessed Values are the State equalized valuations.

Note B - Population estimates are from U.S. Department of Commerce, Bureau of Census, Current Population Reports. The population count for the City released by the U.S. Bureau of census figure for 2000 was 951,270. Subsequent years are from the U.S. Census Bureau March census estimates. The 2005 population count not available.

Note C - Beginning with Fiscal Year 1995-96, taxable values cannot exceed the statewide rate of inflation of the prior year on a parcel basis, except where increases are due to physical changes in the parcel (P.A. 415 of 1994).

CONFIDENTIAL INFORMATION
mark.angelov@arentfox.com
Detroit 11/15:08:2013 11:32

Table 9

City of Detroit, Michigan
LEGAL DEBT MARGIN
June 30, 2005
Unaudited

		Net Debt	Legal Limitation: Percent of Assessed Value	Legal Limitation: Amount	Legal Debt Margin
Assessed Value Fiscal Year 2004-05 (State Equalized)	$ 12,713,648,477				
Add: Allowance under Act 198, Mich. 1974	361,731,928				
Allowance under Act 228, Mich. 1975	718,498,590				
Allowance under Act 147, Mich. 1992	26,933,794				
Allowance under Act 147, Mich. 1996	86,672,803				
Total Assessed Value Fiscal Year 2004-05	$ 13,907,485,592		10.00%	$ 1,390,748,559	
Net Direct Debt Subject to General Debt Limitation:					
General Obligation Bonds (Note A)		$ 579,850,000			
General Bonds - Limited Tax		139,460,000			
Limited Obligation Economic Development Bonds - District Court, Madison Center Project		8,918,510			
Total Net Direct Debt Subject to General Debt Limitation		$ 728,228,510		$ 1,390,748,559	$ 662,520,049
Net Direct Debt Not Subject to General Debt Limitation (Note B):					
Direct Debt:					
General Obligations:					
General Detroit Resource Recovery Bonds		$ 156,900,986			
Limited Obligation Economic Development Bonds- Resource Recovery Project		63,980,000			
Self-Insurance Bonds - Limited Tax		98,895,000			
Revenue Bonds:					
Convention Facility - Cobo Center Expansion		95,003,208			
Detroit Building Authority - Parking and Arena System		52,606,236			
Local Development Finance Authority Tax Increment Bonds- Jefferson/Conner Revitalization Project		78,929,502			
Sewage Disposal System		2,489,065,975			
Tax Increment Finance Authority Bonds - DDA		142,828,501			
Water Supply System		1,845,116,314			
Downtown Development Authority - Trapper's Alley Project		2,800,000			
Federal Note - Caraco Pharmaceutical Project		4,266,000			
Federal Note - Ferry Street		2,815,000			
Federal Note - Garfield Project		1,840,000			
Federal Note - Riverbend Project		1,070,000			
Federal Note - Stuberstone Project		315,000			
Federal Note - Mexicantown Welcome Center		7,789,000			
Federal Note - New Amsterdam Project		9,700,000			
Revenue Anticipation Notes, Series 2005		54,445,000			
Total Not Subject to General Debt Limitation		$ 5,053,920,722			

Note A — General Obligation Bonds are subject to the general debt limitation, as established under State Law. After the effective date (December 22,1978) of an amendment to the State Constitution, the City may not issue general obligation bonds payable from taxes levied for debt service without a vote of the electorate.

Note B — Pursuant to State Law, certain exclusions to the debt limitations are permitted for the following purposes: special assessment bonds and motor vehicle highway fund bonds, even though they are a general obligation of the City; revenue bonds payable from revenues only, whether secured by a mortgage or not; bonds, contract obligations or assessments incurred to comply with an order of the Water Resources Commission of the State of Michigan or a court of competent jurisdiction; obligations incurred for water supply, sewage, drainage, refuse disposal or resource recovery projects necessary to protect the public health by abating pollution; bonds issued to acquire housing for which certain rent subsidies will be received by the City or an agency therof; and bonds issued to refund money advanced or paid for certain special assessments.

TABLE 10

City of Detroit, Michigan
COMPUTATION OF DIRECT AND OVERLAPPING DEBT
June 30, 2005
Unaudited

	Gross Debt	Less Redemption Funds	Net Debt	% Applicable To Detroit	Detroit Share
Direct Debt:					
General Obligation:					
General Bonds - Unlimited Tax	$ 579,850,000	$ -	$ 579,850,000		
General Bonds - Limited Tax	399,455,000	-	399,455,000		
Detroit Building Authority Bonds - Madison Center Project	9,921,954	1,003,444	8,918,510		
Greater Detroit Resource Recovery Authority Bonds	183,000,000	26,099,014	156,900,986		
Limited Obligation Economic Development Bonds - Resource Recovery Project	63,980,000	-	63,980,000		
Total General Obligation	1,236,206,954	27,102,458	1,209,104,496	100.00%	$ 1,209,104,496
Revenue Bonds:					
Convention Facility - Cobo Center Expansion	125,013,138	30,009,930	95,003,208		
Detroit Building Authority - Parking and Arena System	60,845,000	8,238,764	52,606,236		
Local Development Finance Authority Tax Increment Bonds - Jefferson/Conner Revitalization Project	86,210,000	7,280,498	78,929,502		
Sewage Disposal System (Note C)	2,656,426,573	167,360,598	2,489,065,975		
Tax Increment Finance Authority Bonds - DDA	166,473,198	23,644,697	142,828,501		
Water Supply System (Note C)	1,991,615,000	146,498,686	1,845,116,314		
Total Revenue Bonds	5,086,582,909	383,033,173	4,703,549,736	100.00%	4,703,549,736
Total Direct Debt	6,322,789,863	410,135,631	5,912,654,232		
Overlapping Debt:					
School District of the City of Detroit General Obligation Bonds and Notes	1,477,035,000	1,466,816,577	10,218,423	100.00%	10,218,423
Wayne County Bonds (Note A)	122,525,993	20,789,666	101,736,327	18.10%	18,414,275
Wayne County Community College Bonds (Note A)	76,105,000	19,779,228	56,325,772	28.87%	16,261,251
Total Overlapping Debt	1,675,665,993	1,507,385,471	168,280,522		44,893,951
Debt Not Pledging the Faith and Credit of the City:					
Federal Note - Caraco Pharmaceutical Project (Note A)	4,266,000	-	4,266,000		
Federal Note - Ferry Street (Note A)	2,815,000	-	2,815,000		
Federal Note - Garfield Project (Note A)	1,840,000	-	1,840,000		
Federal Note - Riverbend Project (Note A)	1,070,000	-	1,070,000		
Federal Note - Mexicantown Welcome Center (Note A)	7,789,000		7,789,000		
Federal Note - Stuberstone Project (Note A)	315,000	-	315,000		
Federal Note - New Amsterdam Project (Note A)	9,700,000		9,700,000		
Revenue Anticipation Notes, Series 2005	54,445,000		54,445,000		
Loans Payable to GE Capital - Schedule-009	1,892,181	-	1,892,181		
Loans Payable to GE Capital - Schedule-010	141,246	-	141,246		
Loans Payable to GE Capital - Schedule-011	7,459,520	-	7,459,520		
Loans Payable to GE Capital - Schedule-012	384,501	-	384,501		
Loans Payable to GE Capital - Schedule-013	1,186,746	-	1,186,746		
Loans Payable to GE Capital - Schedule-014	438,896	-	438,896		
Loans Payable to GE Capital - Schedule-015	121,556	-	121,556		
Loans Payable to GE Capital - Schedule-016	11,333,268	-	11,333,268		
Loans Payable to GE Capital - Schedule-017	14,796,211	-	14,796,211		
Loans Payable to GE Capital - Schedule-018	6,925,886	-	6,925,886		
Loans Payable to GE Capital - Schedule-019	5,037,008	-	5,037,008		
Loans Payable to GE Capital - Schedule-021	153,181	-	153,181		
Total Debt Not Pledging the Faith and Credit of the City	132,110,200	-	132,110,200		
Total Debt	$ 8,130,566,056	$ 1,917,521,102	$ 6,213,044,954		$ 5,957,548,183

Note A — Note is secured by future Block Grant Revenues.
Note B — Amount shown is Cash funded redemption funds; additionally secured by surety bonds.

CONFIDENTIAL INFORMATION
mark.angelov@arentfox.com
Detroit/15:08:2013 11:32

Table 11

City of Detroit, Michigan
RATIO OF ANNUAL DEBT SERVICE EXPENDITURES FOR
GENERAL BONDED DEBT TO TOTAL GENERAL GOVERNMENTAL EXPENDITURES
Last Ten Fiscal Years
(Dollars Expressed in Thousands)
Unaudited

Year Ending June 30,	Principal	Interest	Other Expenditures	Total Debt Service	Total General Governmental Expenditures	Ratio of Total Debt Service to Total General Governmental Expenditures
1996.....	$ 44,219	$ 47,828	$ -	$ 92,047	$ 1,365,376	6.74%
1997.....	71,736	51,736	-	123,472	1,450,723	8.51%
1998.....	56,375	59,774	100	116,249	1,535,771	7.57%
1999.....	58,842	57,737	100	116,679	1,588,382	7.35%
2000.....	71,061	55,008	100	126,169	1,730,390	7.29%
2001.....	79,319	47,584	78	126,981	1,739,481	7.30%
2002.....	79,569	42,443	2,571	124,583	1,951,846	6.38%
2003.....	86,770	43,761	1,652	132,183	1,981,446	6.67%
2004.....	86,898	47,444	4,546	138,888	2,169,955	6.40%
2005.....	73,544	51,462	5,193	130,199	2,072,153	6.28%

C-85

Table 12

City of Detroit, Michigan
REVENUE BOND COVERAGE
Last Ten Fiscal Years
Unaudited

Type	Fiscal Year	Gross Revenue	Direct Operating Expenses (1)	Net Revenue Available for Debt Service	Debt Service Requirements Principal	Interest	Total	Coverage
Automobile Parking.....	1996	$ 15,227,762	$ 7,972,813	$ 7,254,949	$ 2,875,000	$ 3,056,467	$ 5,931,467	1.22
	1997	15,996,228	7,825,610	8,170,618	1,925,000	2,924,314	4,849,314	1.68
	1998	17,001,259	8,036,833	8,964,426	2,725,000	2,517,277	5,242,277	1.71
	1999	17,879,662	8,512,116	9,367,546	3,420,000	3,638,052	7,058,052	1.33
	2000	19,407,117	9,406,799	10,000,318	4,840,000	4,411,302	9,251,302	1.08
	2001	18,220,185	9,621,295	8,598,890	5,140,000	5,588,135	10,728,135	0.80
	2002	20,682,973	9,654,607	11,028,366	5,245,000	5,269,153	10,514,153	1.05
	2003	19,253,924	11,155,995	8,097,929	5,505,000	5,165,605	10,670,605	0.76
	2004	19,478,139	18,195,938	1,282,201	5,915,000	4,595,219	10,510,219	0.12
	2005	13,627,651	16,005,392	(2,377,741)	6,615,000	4,185,120	10,800,120	(0.22)
Sewerage.....	1996	$ 191,437,594	$ 129,940,772	$ 61,496,822	$ 9,495,000	$ 26,160,558	$ 35,655,558	1.72
	1997	203,577,524	148,367,972	55,209,552	19,145,000	30,955,529	50,100,529	1.10
	1998	213,156,570	152,103,431	61,053,139	19,960,000	30,888,895	50,848,895	1.20
	1999	216,030,409	156,676,750	59,353,659	19,975,000	28,348,056	48,323,056	1.23
	2000	222,923,491	160,848,641	62,074,850	20,035,000	48,018,523	68,053,523	0.91
	2001	252,378,530	172,283,255	80,095,275	21,221,008	47,640,877	68,861,885	1.16
	2002	267,993,505	179,184,870	88,808,635	24,880,174	59,013,182	83,893,356	1.06
	2003	288,111,143	167,746,804	120,364,339	33,600,000	75,313,586	108,913,586	1.11
	2004	319,809,741	182,983,983	136,825,758	38,745,000	97,681,676	136,426,676	1.00
	2005	313,588,275	163,400,354	150,187,921	32,590,000	82,510,501	115,100,501	1.30
Water.....	1996	$ 156,540,046	$ 113,227,862	$ 43,312,184	$ 7,675,000	$ 21,973,576	$ 29,648,576	1.46
	1997	162,897,412	123,272,350	39,625,062	10,115,000	27,269,396	37,384,396	1.06
	1998	177,159,391	134,202,605	42,956,786	11,135,000	26,904,834	38,039,834	1.13
	1999	185,962,699	125,855,197	60,107,502	11,135,000	27,607,083	38,742,083	1.55
	2000	193,345,324	146,559,155	46,786,169	15,775,000	50,669,173	66,444,173	0.70
	2001	194,445,009	146,794,104	47,650,905	17,775,000	44,669,855	62,444,855	0.76
	2002	209,227,939	155,246,936	53,981,003	18,140,000	59,848,300	77,988,300	0.69
	2003	244,781,888	159,314,200	85,467,688	19,400,000	68,404,598	87,804,598	0.97
	2004	255,417,183	152,561,771	102,855,412	20,145,000	67,214,950	87,359,950	1.18
	2005	260,613,085	156,953,698	103,659,387	22,440,000	85,928,089	108,368,089	0.96

(1) Operating Expenses-Excluding Depreciation.

CONFIDENTIAL INFORMATION
mark.angelov@arentfox.com
Detroit/15:08:2013 11:32

Table 13

City of Detroit, Michigan
REAL PROPERTY VALUE, CONSTRUCTION PERMITS AND BANK DEPOSITS
Last Ten Fiscal Years
(Dollars Expressed in Millions)
Unaudited

Fiscal Year	Real Property Value (Note 1) Residential	Real Property Value (Note 1) Commercial	Real Property Value (Note 1) Exempt	New Construction (Note 2) Residential No. of Bldg.	New Construction (Note 2) Residential Value	New Construction (Note 2) Non-Residential No. of Bldg.	New Construction (Note 2) Non-Residential Value	Alterations/Additions (Note 2) Residential No. of Bldg.	Alterations/Additions (Note 2) Residential Value	Alterations/Additions (Note 2) Non-Residential No. of Bldg.	Alterations/Additions (Note 2) Non-Residential Value	Commercial Bank Deposits (Note 3)
1996.....	$ 3,119	$ 1,488	N/A	53	$ 17.40	313	$ 237.91	2,119	$ 37.66	685	$ 255.53	10.51
1997.....	3,145	1,559	N/A	69	7.99	370	223.10	3,416	91.49	890	253.46	10.30
1998.....	3,237	1,610	N/A	90	33.32	343	256.17	4,093	77.02	815	431.88	10.38
1999.....	3,328	1,677	N/A	129	47.00	370	287.64	4,726	53.46	823	381.65	11.80
2000.....	3,440	1,780	N/A	140	29.78	331	475.38	5,593	91.17	864	592.39	12.70
2001.....	3,530	1,956	N/A	116	34.31	292	336.62	5,126	122.93	884	575.30	N/A
2002.....	3,925	2,058	N/A	84	10.63	340	385.82	5,087	75.88	1,053	622.18	N/A
2003.....	4,197	2,028	N/A	244	55.18	290	339.78	5,516	86.90	1,141	467.36	N/A
2004.....	4,329	2,140	N/A	483	70.96	338	280.09	5,308	123.96	1,087	330.84	N/A
2005.....	4,943	2,304	N/A	411	81.36	268	243.39	5,418	92.24	975	398.09	N/A

Note 1 Source: City of Detroit 2004-2005 Budget
Note 2 Source: City of Detroit Department of Buildings and Safety Engineering
Note 3 Source: The Sheshunoff Data Report for all years prior to 2001. N/A - Data not available.

C-86

Table 14

City of Detroit, Michigan
PRINCIPAL TAXPAYERS
For the Year Ended June 30, 2005
Unaudited

Taxpayer	Type of Business	Real Estate Taxable Valuation	Real Estate % of Total	Personal Property Taxable Valuation	Personal Property % of Total	Total Taxable Valuation	Total % of Total
Daimler-Chrysler Corporation.....	Automotive	$ 128,767,660	1.89 %	$ 610,099,600	40.48 %	$ 738,867,260	8.86 %
Detroit Edison.....	Utility	51,269,238	0.75	308,229,060	20.45	359,498,298	4.31
General Motors Corporation.....	Automotive	49,134,783	0.72	129,078,070	8.56	178,212,853	2.14
Michigan Consolidated Gas.....	Utility	1,655,473	0.02	145,681,702	9.67	147,337,175	1.77
Riverfront Holdings Inc.....	Real Estate	123,150,856	1.80	-	0.00	123,150,856	1.48
American Axle	Auto Supplier	16,901,259	0.25	75,052,600	4.98	91,953,859	1.10
One Detroit Center LP.....	Real Estate	53,207,221	0.78	108,030	0.01	53,315,251	0.64
Cingular Wireless LLC	Utility	-	0.00	47,738,424	3.17	47,738,424	0.57
Greektown Casino LLC.....	Gaming	28,426,871	0.42	11,949,480	0.79	40,376,351	0.48
Detroit Entertainment LLC	Casino	16,854,374	0.25	20,290,190	1.35	37,144,564	0.45
Total.....		$ 469,367,735	6.87 %	$ 1,348,227,156	89.45 %	$ 1,817,594,891	21.80 %
Total City Taxable Value Fiscal Year 2004-05.....		$ 6,828,590,407		$ 1,507,199,386		$ 8,335,789,793	

CONFIDENTIAL INFORMATION
mark.angelov@arentfox.com
Detroit 15:08:2013 11:32

Table 15

City of Detroit, Michigan
LARGEST PRIVATE EMPLOYERS
June 30, 2005
Unaudited

Company	Detroit Employment
Detroit Medical Center	10,617
DaimlerChrysler AG	9,900
Henry Ford Health System	7,404
General Motors Corporation	6,311
St. John Health System	4,821
American Axle & Manufacturing Holdings Inc.	4,309
DTE Energy Co.	3,987
Compuware Corp.	3,946
Motor City Casino	2,800
Blue Cross and Blue Shield of Michigan	2,694

SOURCE: Crain's Book of Lists, 2006 Edition, December 2005.

THIS PAGE LEFT BLANK INTENTIONALLY

CONFIDENTIAL INFORMATION
mark.angelov@arentfox.com
Detroit 05:08:2013 11:32

Table 16

City of Detroit, Michigan
MISCELLANEOUS STATISTICS
June 30, 2005
Unaudited

Year Founded		1701
Year of Incorporation		1806
Year of Adoption of Present City Charter		1996
Form of Government: Nonpartisan - Mayor and Nine-Member Council		
Area in Square Miles		137.9
Miles of Shore Line on Detroit River (Excluding Belle Isle)		10.66
Population (United States Census):		
1930		1,568,662
1940		1,623,452
1950		1,849,568
1960		1,670,144
1970		1,511,482
1980		1,203,339
1990		1,027,974
2000		951,270
Building Permits:		
Number of Building Permits Issued		7,233
Estimated Cost of Construction	$	815,077,078
Election of November 2005:		
Number of Registered Voters		637,870
Number of Ballots Cast		328,530
Percentage of Registered Voters Voting		51.50 %
Fire Department:		
Number of Fire Stations		49
Number of Employees		1,796
Number of Fire Fighting Vehicles		238
Number of Fire Hydrants		38,000
Responses to Fire Alarms (Including 12,454 False Alarms)		34,160
Responses to Special Calls and Emergency Medical Service Calls		151,285
Estimated Fire Loss of Property (FYE 6/30/2002)	$	1,921,197,050
Health Department:		
Number of Employees		568
Birth Rate per Thousand (2003)		14.8
Death Rate per Thousand (2003)		9.5
Infant Mortality Rate per Thousand Live Births (2003)		16.3
Libraries:		
Number of Libraries (Including Two Bookmobiles)		27
Estimated Number of Books		3,497,342
Circulation		981,689
Number of City Owned Vehicles (Excluding 548 Transportation Department Revenue Vehicles)		
Fire Department Vehicles (Includes 48 EMS Vehicles)		276
Police Department Vehicles		2,342
Transportation Department non- revenue vehicles		213
All Other Departments (Passenger Vehicles, Commercial Vehicles and Trucks)		833
Police Department:		
Number of Stations (Including 16 Mini-Stations)		28
Number of Employees (Uniform)		4,673
Number of Traffic Violations Issued (including 507,573 Parking Tickets)		736,131
Number of Traffic Ordinance Violations Issued		45,121
Number of Arrests (Traffic 16,415) + (Other 48,124)		79,852
Public Works Department:		
Number of Employees		1,316
Miles of Streets (Paved 2,769) + (Unpaved 15)		2,784
Miles of Alleys (Paved 598.12) + (Unpaved 685.46)		1,284
Miles of Sidewalks		4,265

(Continued)

Table 16

Public Lighting:		
Electric Plant:		
Number of Street Lights		87,500
Number of Revenue Customers		179
Size of Generating Station in Kilowatts		184,000
Kilowatt Hours Generated (Net)		308,391,000
Kilowatt Hours Delivered to System		567,529,080
Steam Heating Plants - Steam Produced in Pounds		71,852,887
Recreation Department:		
Number of Parks, Ornamental Areas, Playfields and Playgrounds Owned (5,108 Acres)		391
Number of Summer Camps (199 Acres)		1
Number of Recreation Centers, Playgrounds and School Facilities Operated		30
Number of Skating Rinks		1
Number of Swimming Pools		17
Number of Municipal Beaches		1
Total Playing Permits Issued at 6 Municipal Golf Courses		269,870
Sewage Disposal System:		
Number of Sewage Disposal Plants		1
Number of Pumping Stations		12
Miles of (Trunk Line 1,125) + (Lateral 2,258) Sewers		3,383
Transportation Department:		
Number of Employees		1,750
Number of Revenue Vehicles		561
Seating Capacity		22,065
Number of Route Miles		1,198
Total Number of Passengers (Estimated)		36,000,000
Regular Fare	$	1.50
Tickets		5 for $6.50
Transfers	$	0.25
Water System:		
Number of Customer Accounts		281,104
Average Pumpage - Millions of Gallons per Day		640.0
Greatest Pumpage for a Single Day During Fiscal Year (6-30-04) - July 31, 2003 Gallons		1,060,500,000
Greatest Pumpage for a Single Hour During Fiscal Year (6-30-04) - July 31, 2003 9 pm Gallons		52,208,000
Filtration Plant Rated Capacity - Millions of Gallons per Day		1,670.0
Number of Miles of Water Mains		3,840
Average Cost (Includes Domestic, Industrial and Commercial) per 1,000 Cubic Feet	$	11.49
Employees on Payroll on June 30, 2005:		
Classified (Tax Supported 5,420) + (Revenue Supported 4,243)		9,663
Elective (Tax Supported 41) + (Revenue Supported 0)		41
Appointive (Tax Supported 320) + (Revenue Supported 6)		326
Uniform Police (Tax Supported 5,237) + (Revenue Supported 0)		5,237
Total Employees (Tax Supported 13,187) + (Revenue Supported 5,742)		15,267
Total Pensioners as of June 30, 2005		20,290

The miscellaneous statistics are for the most part compiled by the respective City Departments.

CONFIDENTIAL INFORMATION
mark.angelov@arentfox.com
Detroit 01 Oct 2013 11:32



Honorable Maryann Mahaffey
Member Detroit City Retires

In September 2005, Detroit Council Member Maryann Mahaffey, A.C.S.W announced that she would not run for another term to begin January 2006. Mrs. Mahaffey was elected to Detroit City Council in 1974. She served as Council President Pro Tem (1978-1982 and 1998-2001) and as President (1990-1998) and (2002-2005). She is a Professor Emeritus at the School of Social Work, Wayne State University where she taught from 1965 to 1990. Maryann served 8 terms on City Council.

A native of Burlington, Iowa, she received her undergraduate degree from Cornell College, Iowa, and her Masters of Social Work degree from the University of Southern California. She has been awarded an honorary Doctor of Humane Letters Degree from Cornell College.

As a Detroit City Council member, Maryann designed the first Rape Crisis Center in the Police Department and chaired the City Council Housing Task Force with an emphasis on housing for low-income people. Some of the ordinances she is responsible for include: Emergency Homeless Shelter Licensing Ordinance, Family Child Care Zoning Laws, Home Rental Registration, Repair to Own Home Ordinance, Handgun Safety Training Ordinance, Sexual Harassment Ordinance, and an ordinance barring smoking in city-owned buildings. She authored the Policy on Homelessness for New Detroit, Inc. and the American Orthopsychiatric Association.

The City of Detroit sincerely thanks Councilmember Maryann Mahaffey for her many contributions and untiring years of faithfully serving the citizens of Detroit.

THIS PAGE LEFT BLANK INTENTIONALLY

CONFIDENTIAL INFORMATION
mark.angelov@arentfox.com
Detroit/4 5:08:2013 11:32

Our Special Thanks To:

City of Detroit, Michigan
www.ci.detroit.mi.us

Finance Department

Financial Reporting and Grants Management Sections
and Staff
Almon G. Turner Jr, MSA, Manager II

Wolinski and Company, CPA's
and Staff

General Accounting Section
and Staff
Richard E. Williams, Manager II
Saied S. Rouhani, Manager I
David Capobres Jr. Manager I
Cynthia Lampkin, Manager I
and all Finance Department staff for their commitment and dedicated service in the preparation of this report

City of Detroit - Agencies
for their full cooperation in providing all the necessary information needed to compile this report

Detroit Resource Management System
and staff
Joan Moss, General Manager

Communications and Creative Services Department
Chris Kopicko, Supervising Publicist
Kwabea Shabu, Supervising Photographer

KPMG LLP
and staff

Alan C. Young & Associates, P.C.
and Staff

BOWNE of Detroit
for printing this report

C-90

CITY OF DETROIT

Kwame M. Kilpatrick
Mayor

DETROIT CITY COUNCIL

Kenneth V. Cockrel Jr., President
Monica Conyers, President Pro Tem
JoAnn Watson
Sheila M. Cockrel
Barbara-Rose Collins
Kwame Kenyatta
Alberta Tinsley-Talabi
Martha Reeves
Brenda Jones

Janice M. Winfrey, City Clerk

CONFIDENTIAL INFORMATION
mark.angelov@arentfox.com
Detroit/15.08.2013 11:32

APPENDIX D

GLOBAL BOOK-ENTRY SYSTEM

General

The description that follows of the procedures for record keeping about beneficial ownership of the Certificates, payment of principal of and interest on the Certificates, confirmation and transfer of beneficial ownership interests in the Certificates, and other securities-related transactions is based solely on information furnished by The Depository Trust Company (**DTC**), Clearstream and Euroclear and has not been independently verified by the City, the Service Corporations, the 2006 Funding Trust or the Underwriters.

Beneficial owners of the Certificates may hold their certificates through DTC, which is located in the United States (**U.S.**), or Clearstream or Euroclear, which are in Europe, if they are participants of one of those systems, or indirectly through organizations that are participants in any of those systems.

DTC will act as a securities depository for the Certificates. Clearstream and Euroclear will hold omnibus positions, on behalf of their respective participants, through customers' securities accounts in Clearstream's and Euroclear's names on the books of their respective depositories, which in turn will hold such positions in customers' securities accounts in the names of their respective depositories on the books of DTC.

DTC

DTC is a limited-purpose trust company organized under the New York Banking Law, a "banking organization" within the meaning of the New York Banking Law, a member of the Federal Reserve System, a "clearing corporation" within the meaning of the New York Uniform Commercial Code, and a "clearing agency" registered pursuant to the provisions of Section 17A of the U.S. Securities Exchange Act of 1934. DTC holds securities that DTC's participants (**Direct Participants**) deposit with DTC. DTC also facilitates the post-trade settlement among Direct Participants of sales and other securities transactions in deposited securities, through electronic computerized book-entry transfers and pledges between Direct Participants' accounts. This eliminates the need for physical movement of securities certificates. Direct Participants include both U.S. and non-U.S. securities brokers and dealers, banks, trust companies, clearing corporations, and certain other organizations. DTC is a wholly-owned subsidiary of The Depository Trust & Clearing Corporation ("**DTCC**"). DTCC, in turn, is owned by a number of Direct Participants of DTC and Members of the National Securities Clearing Corporation, Fixed Income Clearing Corporation and Emerging Markets Clearing Corporation, (NSCC, FICC, and EMCC, also subsidiaries of DTCC), as well as by the New York Stock Exchange, Inc., the American Stock Exchange LLC, and the National Association of Securities Dealers, Inc. Access to the DTC system is also available to others such as both U.S. and non-U.S. securities brokers and dealers, banks, trust companies, and clearing corporations that clear through or maintain a custodial relationship with a Direct Participant, either directly or indirectly (**Indirect Participants**). The DTC Rules applicable to its Participants are on file with the Securities and Exchange Commission.

Transfers between DTC Participants will occur in accordance with DTC rules. Transfers between Clearstream Participants and Euroclear Participants will occur in the ordinary way in accordance with their applicable rules and operating procedures.

Cross-market transfers between persons holding directly or indirectly through DTC, on the one hand, and directly or indirectly through Clearstream Participants or Euroclear Participants, on the other, will be effected in DTC in accordance with DTC rules on behalf of the relevant European international clearing system by its depository; however, such cross-market transactions will require delivery of instructions to the relevant European international clearing system by the counterparty in such system in accordance with its rules and procedures and within its established deadlines based on European time. The relevant European

CONFIDENTIAL INFORMATION
mark.angelov@arentfox.com
Print: 15.08.2013 11:32

international clearing system will, if the transaction meets its settlement requirements, deliver instructions to its depository to take action to effect final settlement on its behalf by delivering or receiving securities in DTC, and making or receiving payment in accordance with normal procedures for same-day funds settlement applicable to DTC. Clearstream Participants and Euroclear Participants may not deliver instructions directly to the depositories.

Because of time-zone differences, credits of securities in Clearstream or Euroclear as a result of a transaction with a DTC Participant will be made during the subsequent securities settlement processing, dated the business day following the DTC settlement date, and such credits or any transactions in such securities settled during such processing will be reported to the relevant Clearstream Participant or Euroclear Participant on such business day. Cash received in Clearstream or Euroclear as a result of sales of securities by or through a Clearstream Participant or a Euroclear Participant to a DTC Participant will be received with value on the DTC settlement date but will be available in the relevant Clearstream or Euroclear cash account only as of the business day following settlement in DTC. Day traders who use Clearstream or Euroclear and who purchase the Certificates from DTC Participants for delivery to Clearstream Participants or Euroclear Participants should note that these trades may fail on the sale side unless affirmative actions are taken. Participants should consult with their clearing system to confirm that adequate steps have been taken to assure settlement.

Purchases of Certificates under the DTC system must be made by or through DTC Participants, which will receive a credit for the Certificates on DTC's records. The ownership interest of each actual owner of a Certificate (**Beneficial Owner**) is in turn to be recorded on the Direct Participants' and Indirect Participants' records. Beneficial Owners will not receive written confirmation from DTC of their purchase, but Beneficial Owners are expected to receive written confirmations providing details of the transaction, as well as periodic statements of their holdings, from the Direct Participant or Indirect Participant through which the Beneficial Owner entered into the transaction. Transfers of ownership interests in the Certificates are to be accomplished by entries made on the books of Direct or Indirect Participants acting on behalf of Beneficial Owners. Beneficial Owners will not receive certificates representing their ownership interest in Certificates, except when use of the book-entry system for the Certificates is discontinued.

To facilitate subsequent transfers, all Certificates deposited by Direct Participants with DTC are registered in the name of DTC's partnership nominee, Cede & Co., or such other name as may be requested by an authorized representative of DTC. The deposit of Certificates with DTC and their registration in the name of Cede & Co. or such other DTC nominee do not effect any change in beneficial ownership. DTC has no knowledge of the actual Beneficial Owners of the Certificates; DTC's records reflect only the identity of the Direct Participants to whose accounts such Certificates are credited, which may or may not be the Beneficial Owners. The Direct and Indirect Participants will remain responsible for keeping account of their holdings on behalf of their customers.

Conveyance of notices and other communications by DTC to Direct Participants, by Direct Participants to Indirect Participants, and by Direct Participants and Indirect Participants to Beneficial Owners will be governed by arrangements among them, subject to any statutory or regulatory requirements as may be in effect from time to time. Beneficial Owners of Certificates may wish to take certain steps to augment the transmission to them of notices of significant events with respect to the Certificates, such as redemptions, tenders, defaults, and proposed amendments to the Certificate documents. For example, Beneficial Owners of Certificates may wish to ascertain that the nominee holding the Certificates for their benefit has agreed to obtain and transmit notices to Beneficial Owners. Any failure of DTC to advise any Direct Participant, or of any Direct Participant or Indirect Participant to advise a Beneficial Owner, of any notice of redemption or its content or effect will not affect the validity of the redemption of Certificates called for redemption or any other action premised on such notice.

Neither DTC nor Cede & Co. (nor any other DTC nominee) will consent or vote with respect to Certificates unless authorized by a Direct Participant in accordance with DTC's Procedures. Under its usual procedures, DTC mails an Omnibus Proxy to the issuer as soon as possible after the record date. The Omnibus

CONFIDENTIAL INFORMATION
mark.angelov@arentfox.com
Print: 8/15/2013 11:33

Proxy assigns Cede & Co.'s consenting or voting rights to those Direct Participants to whose accounts the Certificates are credited on the record date (identified in a listing attached to the Omnibus Proxy).

Because DTC can only act on behalf of DTC Participants, who in turn act on behalf of Indirect Participants and some other banks, the Beneficial Owner of a Certificate may be limited in its ability to pledge Certificates to persons or entities that do not participate in the DTC system, or to otherwise take actions with respect to those Certificates due to the lack of a physical certificate for those Certificates.

Principal and interest payments on the Certificates will be made to DTC. DTC's practice is to credit the accounts of the DTC Participants, upon DTC's receipt of funds and corresponding detail information from the Trustee, on payment dates in accordance with their respective holdings shown on the records of DTC. Payments by DTC Participants to Beneficial Owners will be governed by standing instructions and customary practices, as is the case with securities held for the accounts of customers in bearer form or registered in "street name" and will be the responsibility of such DTC Participant and not of DTC, the Trustee or the 2006 Funding Trust, subject to any statutory or regulatory requirements as may be in effect from time to time. Payment of principal and interest to DTC is the responsibility of the Trustee, disbursement of such payments to DTC Participants will be the responsibility of DTC, and disbursement of such payments to Beneficial Owners will be the responsibility of DTC Participants and Indirect Participants.

DTC may discontinue providing its services as securities depository with respect to the Certificates at any time by giving reasonable notice to the Trustee. Under such circumstances, if a successor securities depository is not obtained, Certificate certificates are required to be prepared and delivered. The 2006 Funding Trust may decide to discontinue use of the system of book-entry transfers through DTC, or a successor Securities depository. In that event, Certificate certificates will be delivered to the Beneficial Owners of the Certificates.

Clearstream

Clearstream Banking, société anonyme (**Clearstream**) is a limited liability company organized under Luxembourg law and is registered as a bank in Luxembourg. Clearstream holds securities for its Participants and facilitates the clearance and settlement of securities transactions between Clearstream Participants through electronic book-entry changes in accounts of Clearstream Participants, thereby eliminating the need for physical movement of certificates. Clearstream provides to Clearstream Participants, among other things, services for safekeeping, administration, clearance, and settlement of internationally traded securities and securities lending and borrowing. Clearstream Participants are financial institutions around the world, including underwriters, securities brokers and dealers, banks, trust companies, and clearing corporations. Indirect access to Clearstream is also available to others, such as banks, brokers, dealers, and trust companies that clear through or maintain a custodial relationship with a Clearstream Participant, either directly or indirectly.

Euroclear

Euroclear was created in 1968 to hold securities for its participants and to clear and settle transactions between its participants through simultaneous electronic book-entry delivery against payment, thereby eliminating the need for physical movement of certificates and any risk from lack of simultaneous transfers of securities and cash. The Euroclear System is owned by Euroclear plc and operated through a license agreement by Euroclear Bank S.A./N.V., a bank incorporated under the laws of the Kingdom of Belgium **(Euroclear Operator)**.

The Euroclear Operator holds securities and book-entry interests in securities for participating organizations and facilities the clearance and settlement of securities transactions between Euroclear Participants, and between Euroclear Participants and Participants of certain other securities intermediaries through electronic book-entry changes in accounts of such Participants or other securities intermediaries.

CONFIDENTIAL INFORMATION
mark.angelov@arentfox.com
Doc 348-7 Filed 08/16/13 Entered 08/16/13 17:32

The Euroclear Operator provides Euroclear Participants, among other things, with safekeeping, administration, clearance and settlement, securities lending and borrowing, and related services. Non-Participants of Euroclear or any other securities intermediary that holds a book-entry interest in the Certificates through one or more securities intermediaries standing between such other securities intermediary and the Euroclear Operator.

The Euroclear Operator is regulated and examined by the Belgian Banking and Finance Commission and the National Bank of Belgium.

Securities clearance accounts and cash accounts with the Euroclear Operator are governed by the Terms and Conditions Governing Use of Euroclear and the related Operating Procedures of the Euroclear System, and applicable Belgian law (collectively, **Terms and Conditions**). The Terms and Conditions govern transfers of securities and cash within Euroclear, withdrawals of securities and cash from Euroclear, and receipts of payments with respect to securities in Euroclear. All securities in Euroclear are held on a fungible basis without attribution of specific certificates to specific securities clearance accounts. The Euroclear Operator acts under the Terms and Conditions only on behalf of Euroclear Participants and has no record of or relationship with Persons holding through Euroclear Participants.

Initial Settlement

All global securities will be held in book-entry form by DTC in the name of Cede & Co. as nominee of DTC. Investors' interests in the global securities will be represented through financial institutions acting on behalf of their participants through their respective depositaries, which in turn will hold such positions in accounts as participants of DTC.

Investors electing to hold their global securities through DTC will follow the settlement practices applicable to prior asset-backed certificates issues. Investor securities custody accounts will be credited with their holdings against payment in same-day funds on the settlement date.

Investors electing to hold their global securities through Clearstream, Luxembourg or Euroclear accounts will follow the settlement procedures applicable to conventional Eurobonds, except that there will be no temporary global security and no "lock-up" or restricted period. Global securities will be credited to the securities custody accounts on the settlement date against payment in same-day funds.

Secondary Market Trading

Since the purchaser determines the place of delivery, it is important to establish at the time of the trade where both the purchaser's and seller's accounts are located to ensure that settlement can be made on the desired value date.

Trading between Participants of DTC. Secondary market trading between participants of DTC will be settled using the procedures applicable to prior asset-backed certificates issues in same-day funds.

Trading between Clearstream, Luxembourg and/or Euroclear Participants. Secondary market trading between Clearstream, Luxembourg or Euroclear participants will be settled using the procedures applicable to conventional Eurobonds in same-day funds.

Trading between DTC Seller and Clearstream, Luxembourg or Euroclear Purchaser. When global securities are to be transferred from the account of a participant of DTC to the account of a Clearstream, Luxembourg or Euroclear participant, the purchaser will send instructions to Clearstream, Luxembourg or Euroclear through a Clearstream, Luxembourg or Euroclear participant at least one business day prior to settlement. Clearstream, Luxembourg or Euroclear will instruct the respective depositary, as the case may be, to receive the global securities against payment. Payment will include interest accrued on the global securities from and including the last coupon payment date to and excluding the settlement date, on the basis of the

CONFIDENTIAL INFORMATION
mark.angelov@arentfox.com

actual number of days in such accrual period and a year assumed to consist of 360 days, or a 360-day year of twelve 30-day months, as applicable. For transactions settling on the 31st of the month, payment will include interest accrued to and excluding the first day of the following month. Payment will then be made by the respective depositary of the account of the participant of DTC against delivery of the global securities. After settlement has been completed, the global securities will be credited to the respective clearing system and by the clearing system, in accordance with its usual procedures, to the Clearstream, Luxembourg or Euroclear participant's account. The securities credit will appear the next day (European time) and the cash debt will be back-valued to, and the interest on the global securities will accrue from, the value date (which would be the preceding day when settlement occurred in New York). If settlement is not completed on the intended value date (*i.e.*, the trade fails), the Clearstream, Luxembourg or Euroclear cash debt will be valued instead as of the actual settlement date.

Clearstream, Luxembourg and Euroclear participants will need to make available to the respective clearing systems the funds necessary to process same-day funds settlement. The most direct means of doing so is to preposition funds for settlement, either from cash on hand or existing lines of credit, as they would for any settlement occurring within Clearstream, Luxembourg or Euroclear. Under this approach, they may take on credit exposure to Clearstream, Luxembourg or Euroclear until the global securities are credited to their accounts one day later.

As an alternative, if Clearstream, Luxembourg or Euroclear has extended a line of credit to them, Clearstream, Luxembourg or Euroclear participants can elect not to preposition funds and allow that credit line to be drawn upon the finance settlement. Under this procedure, Clearstream, Luxembourg or Euroclear participants purchasing global securities would incur overdraft charges for one day, assuming they cleared the overdraft when the global securities were credited to their accounts. However, interest on the global securities would accrue from the value date. Therefore, in many cases the investment income on the global securities earned during that one-day period may substantially reduce or offset the amount of such overdraft charges, although this result will depend on each Clearstream, Luxembourg or Euroclear participant's particular cost of funds.

Since the settlement is taking place during New York business hours, participants of DTC can employ their usual procedures for sending global securities to the respective European depositary for the benefit of Clearstream, Luxembourg or Euroclear participants. The sale proceeds will be available to DTC seller on the settlement date. Thus, to participants of DTC a cross-market transaction will settle no differently than a trade between two participants of DTC.

Trading between Clearstream, Luxembourg or Euroclear Seller and DTC Purchaser. Due to time zone differences in their favor, Clearstream, Luxembourg and Euroclear participants may employ their customary procedures for transactions in which global securities are to be transferred from the respective clearing system, through the respective depositary, to a participant of DTC. The seller will send instructions to Clearstream, Luxembourg or Euroclear through a Clearstream, Luxembourg or Euroclear participant at least one business day prior to settlement. In these cases, Clearstream, Luxembourg or Euroclear will instruct the depositary, as appropriate, to deliver the global securities to the account of the participant of DTC against payment. Payment will include interest accrued on the global securities from and including the last coupon payment to and excluding the settlement date on the basis of the actual number of days in such accrual period and a year assumed to consist of 360 days, or a 360-day year of twelve 30-day months, as applicable. For transactions settling on the 31st of the month, payment will include interest accrued to and excluding the first day of the following month. The payment will then be reflected in the account of the Clearstream, Luxembourg or Euroclear participant the following day, and receipt of the cash proceeds in the Clearstream, Luxembourg or Euroclear participant's account would be back-valued to the value date (which would be the preceding day when settlement occurred in New York). Should the Clearstream, Luxembourg or Euroclear participant have a line of credit with its respective clearing system and elect to be in debt in anticipation of receipt of the sale proceeds in its account, the back-valuation will extinguish any overdraft incurred over that one-day period. If settlement is not completed on the intended value date (*i.e.*, the trade fails), receipt of the

13-53846-swr Doc 348-7 Filed 08/16/13 Entered 08/16/13 17:13:58 Page 219 of 248
[2.2.3.3] [POCs 2006 Offering Circular.pdf] [Page 219 of 248]

CONFIDENTIAL INFORMATION
mark.angelov@arentfox.com
Print Date: 08-05-2013 11:36

cash proceeds in the Clearstream, Luxembourg or Euroclear participant's account would instead be valued as of the actual settlement date.

Finally, day traders that use Clearstream, Luxembourg or Euroclear and that purchase global securities from participants of DTC for delivery to Clearstream, Luxembourg or Euroclear participants should note that these trades would automatically fail on the sale side unless affirmative action were taken. At least three techniques should be readily available to eliminate this potential problem:

- Borrowing through Clearstream, Luxembourg or Euroclear for one day (until the purchase side of the day trade is reflected in their Clearstream, Luxembourg or Euroclear accounts) in accordance with the clearing system's customary procedures;
- Borrowing the global securities in the U.S. from a participant of DTC no later than one day prior to settlement, which would give the global securities sufficient time to be reflected in their Clearstream, Luxembourg or Euroclear accounts in order to settle the sale side of the trade; or
- Staggering the value dates for the buy and sell sides of the trade so that the value date for the purchase from the participant of DTC is at least one day prior to the value date for the sale to the Clearstream, Luxembourg or Euroclear participant.

Certain U.S. Federal Income Tax Documentation Requirements

NOTICE PURSUANT TO IRS CIRCULAR 230: TO ENSURE COMPLIANCE WITH REQUIREMENTS IMPOSED BY THE INTERNAL REVENUE SERVICE, YOU ARE HEREBY NOTIFIED THAT: (A) ANY DISCUSSION OF U.S. FEDERAL TAX CONSIDERATIONS IN THIS OFFERING CIRCULAR IS NOT INTENDED OR WRITTEN TO BE RELIED UPON, AND CANNOT BE RELIED UPON, BY ANY TAXPAYER FOR THE PURPOSE OF AVOIDING PENALTIES THAT MAY BE IMPOSED UNDER THE UNITED STATES INTERNAL REVENUE CODE; (B) THIS OFFERING CIRCULAR IS WRITTEN IN CONNECTION WITH THE PROMOTION OR MARKETING OF THE TRANSACTIONS OR MATTERS DISCUSSED HEREIN; AND (C) YOU SHOULD SEEK ADVICE BASED ON YOUR PARTICULAR CIRCUMSTANCES FROM AN INDEPENDENT TAX ADVISOR.

This summary does not deal with all aspects of U.S. Federal income tax withholding that may be relevant to foreign holders of the global securities. Investors are advised to consult their own tax advisors for specific tax advice concerning their holding and disposing of the global securities as well as the application of the U.S. Treasury regulations relating to tax documentation requirements.

A beneficial owner of global securities holding securities through Clearstream, Luxembourg or Euroclear (or through DTC if the holder has an address outside the U.S.) will be subject to the 30% U.S. withholding tax that generally applies to payments of interest (including original issue discount) on registered debt issued by U.S. Persons, unless (i) each clearing system, bank or other financial institution that holds customers' securities in the ordinary course of its trade or business in the chain of intermediaries between such beneficial owner and the U.S. entity required to withhold tax complies with applicable certification requirements and (ii) such beneficial owner takes one of the following steps to obtain an exemption or reduced tax rate.

Exemption for Non-US. Persons (Form W-8BEN). Beneficial owners of global securities that are non-U.S. Persons can obtain a complete exemption from the withholding tax by filing a signed Form W-8BEN (Certificate of Foreign Status of Beneficial Owner for United States Withholding Tax). If the information shown on Form W-8BEN changes, a new Form W-8BEN must be filed within 30 days of such change.

Exemption for Non-U.S. Persons with Effectively Connected Income (Form W-8ECI). A non-U.S. Person including a non-U.S. corporation or bank with a U.S. branch, for which the interest income is effectively connected with its conduct of a trade or business in the U.S., can obtain an exemption from the

CONFIDENTIAL INFORMATION
mark.angelov@arentfox.com
Detail: 4/5/2013 11:00

withholding tax by filing Form W-8ECI (Exemption from Withholding of Tax on Income Effectively Connected with the Conduct of a Trade or Business in the United States).

Exemption or Reduced Rate for Non-U.S. Persons Resident in Treaty Countries (Form W-8BEN). Non-U.S. Persons that are security owners residing in a country that has a tax treaty with the U.S. can obtain an exemption or reduced tax rate (depending on the treaty terms) by filing Form W-8BEN (including Part II thereof).

Exemption for U.S. Persons (Form W-9). U.S. Persons can obtain a complete exemption from the withholding tax by filing Form W-9 (Payer's Request for Taxpayer Identification Number and Certification).

U.S. Federal Income Tax Reporting Procedure. The owner of a global security files by submitting the appropriate form to the person through whom it holds (the clearing agency, in the case of persons holding directly on the books of the clearing agency). Form W-8BEN and Form W-8ECI are effective until the third calendar year from the date the form is signed.

The term "**U.S. Person**" means:

- a citizen or resident of the U.S.;
- a corporation or partnership, or other entity taxable as such, organized in or under the laws of the U.S. or any state (including the District of Columbia);
- an estate the income of which is includible in gross income for U.S. tax purposes, regardless of its source; or
- a trust, if a court within the U.S. is able to exercise primary supervision over its administration and one or more U.S. persons have the authority to control all substantial decisions of the trust.

Custody

Investors who are Euroclear Participants may acquire, hold, or transfer interests in the securities by book-entry to accounts with Euroclear Operator. Investors who are not Participants of Euroclear may acquire, hold, or transfer interests in the securities by book-entry to accounts with a securities intermediary who holds a book-entry interest in the securities through accounts with Euroclear.

Custody Risks

Investors that acquire, hold, and transfer interest in the securities by book-entry through accounts with the Euroclear Operator or any other securities intermediary are subject to the laws and contractual provisions governing their relationship with their intermediary, as well as the laws and contractual provisions governing the relationship between such an intermediary and each other intermediary, if any, standing between themselves and the individual securities.

The Euroclear Operator has advised as follows:

Under Belgian law, investors that are credited with securities on the records of the Euroclear Operator have a co-property right in the fungible pool of interests in securities on deposit with the Euroclear Operator in an amount equal to the amount of interests in securities credited to their accounts. In the event of the solvency of the Euroclear Operator, Euroclear Participants would have a right under Belgian law to the return of the amount and type of interests in securities credited to their accounts with the Euroclear Operator. If the Euroclear Operator did not have a sufficient amount of interests in securities on deposit of a particular type to cover the claims of all Euroclear Participants credited with such interests in securities on the Euroclear Operator's records, all Euroclear Participants having an amount of interests in securities of such type credited to their accounts with the Euroclear Operator would have the right under Belgian law to the return of their *pro rata* share of the amount of interests in securities actually on deposit.

CONFIDENTIAL INFORMATION
mark.angelov@arentfox.com
Detroit/15:08:2013 11:32

Under Belgian law, the Euroclear Operator is required to pass on the benefits of ownership in any interests in securities on deposit with it (such as dividends, voting rights, and other entitlements) to any person credited with such interests in securities on its records.

Distributions

Distributions with respect to Certificates held through Clearstream or Euroclear will be credited to the cash accounts of Clearstream Participants or Euroclear Participants in accordance with the relevant system's rules and procedures, to the extent received by its depository. Such distributions will be subject to tax reporting in accordance with relevant U.S. tax laws and regulations. See "UNITED STATES FEDERAL TAX CONSIDERATIONS - Information Reporting and Backup Withholding" in the Offering Circular which precedes this Appendix. Clearstream or the Euroclear Operator, as the case may be, will take any other action permitted to be taken by a beneficial owner of the Certificates under the Trust Agreement on behalf of a Clearstream Participant or Euroclear Participant only in accordance with its relevant rules and procedures and subject to its depository's ability to effect such actions on its behalf through DTC.

DTC, Clearstream, and Euroclear are under no obligation to perform or continue to perform the foregoing procedures, and such procedures may be discontinued at any time.

No one can give any assurance that DTC, Clearstream, or Euroclear, or any of their direct or indirect Participants, will promptly transfer payments or notices received with respect to the Certificates. The 2006 Funding Trust, the Trustee, the Service Corporations and the City are not responsible for the failure of any of those parties to transfer to the Beneficial Owner payments or notices received with respect to the Certificates.

Similarly, no one can give any assurance that any depository will abide by its procedures or that its procedures will not be changed. In the event the 2006 Funding Trust designates a successor securities depository for the Certificates, the successor may establish different procedures

CONFIDENTIAL INFORMATION
mark.angelov@arentfox.com
Detroit/15.08.2013 11:32

APPENDIX E

INFORMATION ABOUT FINANCIAL GUARANTY

Financial Guaranty has supplied the following information for inclusion in this APPENDIX E. No representation is made by the 2006 Funding Trust, the Service Corporations, the City or the Underwriters as to the accuracy or completeness of this information.

Payments Under the FGIC Policy

Concurrently with the issuance of the FGIC-insured Certificates, Financial Guaranty Insurance Company ("Financial Guaranty") will issue its Municipal Certificate New Issue Insurance Policy for the FGIC-insured Certificates (the "FGIC Policy"). The FGIC Policy unconditionally guarantees the payment of that portion of the principal and interest on the FGIC-insured Certificates which has become due for payment, but shall be unpaid by reason of nonpayment of the FGIC-insured Certificates by the 2006 Funding Trust (the "Issuer"). Financial Guaranty will make such payments to U.S. Bank Trust National Association, or its successor as its agent (the "Fiscal Agent"), on the later of the date on which such principal or interest (as applicable) is due or on the business day next following the day on which Financial Guaranty shall have received notice (in accordance with the terms of the FGIC Policy) from an owner of FGIC-insured Certificates or the trustee or paying agent (if any) of the nonpayment of such amount by the Issuer. The Fiscal Agent will disburse such amount due on any FGIC-insured Certificate to its owner upon receipt by the Fiscal Agent of evidence satisfactory to the Fiscal Agent of the owner's right to receive payment of the principal or interest (as applicable) due for payment and evidence, including any appropriate instruments of assignment, that all of such owner's rights to payment of such principal or interest (as applicable) shall be vested in Financial Guaranty. The term "nonpayment" in respect of a FGIC-insured Certificate includes any payment of principal or interest (as applicable) made to an owner of a FGIC-insured Certificate which has been recovered from such owner pursuant to the United States Bankruptcy Code by a trustee in bankruptcy in accordance with a final, nonappealable order of a court having competent jurisdiction.

Once issued, the FGIC Policy is non-cancellable by Financial Guaranty. The FGIC Policy covers failure to pay principal of the FGIC-insured Certificates on their stated maturity dates and their mandatory sinking fund redemption dates, and not on any other date on which the FGIC-insured Certificates may have been otherwise called for redemption, accelerated or advanced in maturity. The FGIC Policy also covers the failure to pay interest on the stated date for its payment. In the event that payment of the FGIC-insured Certificates is accelerated, Financial Guaranty will only be obligated to pay principal and interest in the originally scheduled amounts on the originally scheduled payment dates. Upon such payment, Financial Guaranty will become the owner of the FGIC-insured Certificate, appurtenant coupon or right to payment of principal or interest on such FGIC-insured Certificate and will be fully subrogated to all of the FGIC-insured Certificateholder's rights thereunder.

The FGIC Policy does not insure any risk other than Nonpayment by the Issuer, as defined in the FGIC Policy. Specifically, the FGIC Policy does not cover: (i) payment on acceleration, as a result of a call for redemption (other than mandatory sinking fund redemption) or as a result of any other advancement of maturity; (ii) payment of any redemption, prepayment or acceleration premium; or (iii) nonpayment of principal or interest caused by the insolvency or negligence or any other act or omission of the trustee or paying agent, if any.

As a condition of its commitment to insure FGIC-insured Certificates, Financial Guaranty may be granted certain rights under the FGIC-insured Certificate documentation. The specific rights, if any, granted to Financial Guaranty in connection with its insurance of the FGIC-insured Certificates may be

13-53846-swr Doc 348-7 Filed 08/16/13 Entered 08/16/13 17:13:58 Page 223 of 248
[2.2.3.3] [POCs 2006 Offering Circular.pdf] [Page 223 of 248]

CONFIDENTIAL INFORMATION
mark.angelov@arentfox.com
Date: 08.2013 11:32

set forth in the description of the principal legal documents appearing elsewhere in the Offering Circular which precedes this Appendix, and reference should be made thereto.

The FGIC Policy is not covered by the Property/Casualty Insurance Security Fund specified in Article 76 of the New York Insurance Law.

Financial Guaranty Insurance Company

Financial Guaranty is a New York stock insurance corporation that writes financial guaranty insurance in respect of public finance and structured finance obligations and other financial obligations, including credit default swaps. Financial Guaranty is licensed to engage in the financial guaranty insurance business in all 50 states, the District of Columbia, the Commonwealth of Puerto Rico, the U.S. Virgin Islands and the United Kingdom.

Financial Guaranty is a direct, wholly owned subsidiary of FGIC Corporation, a Delaware corporation. At March 31, 2006, the principal owners of FGIC Corporation and the approximate percentage of its outstanding common stock owned by each were as follows: The PMI Group, Inc. – 42%; affiliates of The Blackstone Group L.P. – 23%; and affiliates of The Cypress Group L.L.C. – 23%. Neither FGIC Corporation nor any of its stockholders or affiliates is obligated to pay any debts of Financial Guaranty or any claims under any insurance policy, including the FGIC Policy, issued by Financial Guaranty.

Financial Guaranty is subject to the insurance laws and regulations of the State of New York, where Financial Guaranty is domiciled, including New York's comprehensive financial guaranty insurance law. That law, among other things, limits the business of each financial guaranty insurer to financial guaranty insurance (and related lines); requires that each financial guaranty insurer maintain a minimum surplus to policyholders; establishes limits on the aggregate net amount of exposure that may be retained in respect of a particular issuer or revenue source (known as single risk limits) and on the aggregate net amount of exposure that may be retained in respect of particular types of risk as compared to the policyholders' surplus (known as aggregate risk limits); and establishes contingency, loss and unearned premium reserve requirements. In addition, Financial Guaranty is also subject to the applicable insurance laws and regulations of all other jurisdictions in which it is licensed to transact insurance business. The insurance laws and regulations, as well as the level of supervisory authority that may be exercised by the various insurance regulators, vary by jurisdiction.

At March 31, 2006, Financial Guaranty had net admitted assets of approximately $3.603 billion, total liabilities of approximately $2.454 billion, and total capital and policyholders' surplus of approximately $1.149 billion, determined in accordance with statutory accounting practices ("SAP") prescribed or permitted by insurance regulatory authorities.

The unaudited consolidated financial statements of Financial Guaranty and subsidiaries, on the basis of U.S. generally accepted accounting principles ("GAAP"), as of March 31, 2006, and the audited consolidated financial statements of Financial Guaranty and subsidiaries, on the basis of GAAP, as of December 31, 2005 and 2004, which have been filed with the Nationally Recognized Municipal Securities Information Repositories ("NRMSIRs"), are hereby included by specific reference in this Appendix. Any statement contained herein under the heading "APPENDIX E" in the Offering Circular, or in any documents included by specific reference herein, shall be modified or superseded to the extent required by any statement in any document subsequently filed by Financial Guaranty with such NRMSIRs, and shall not be deemed, except as so modified or superseded, to constitute a part of this Appendix or the Offering Circular. All financial statements of Financial Guaranty (if any) included in documents filed by Financial Guaranty with the NRMSIRs subsequent to the date of the Offering Circular

CONFIDENTIAL INFORMATION
mark.angelov@arentfox.com
Detroit/15-08-2013 11:32

and prior to the termination of the offering of the FGIC-insured Certificates shall be deemed to be included by specific reference into this Appendix and to be a part hereof from the respective dates of filing of such documents.

The New York State Insurance Department recognizes only SAP for determining and reporting the financial condition and results of operations of an insurance company, for determining its solvency under the New York Insurance Law, and for determining whether its financial condition warrants the payment of a dividend to its stockholders. Although Financial Guaranty prepares both GAAP and SAP financial statements, no consideration is given by the New York State Insurance Department to financial statements prepared in accordance with GAAP in making such determinations. A discussion of the principal differences between SAP and GAAP is contained in the notes to Financial Guaranty's SAP financial statements.

Copies of Financial Guaranty's most recently published GAAP and SAP financial statements are available upon request to: Financial Guaranty Insurance Company, 125 Park Avenue, New York, NY 10017, Attention: Corporate Communications Department. Financial Guaranty's telephone number is (212) 312-3000.

Financial Guaranty's Credit Ratings

The financial strength of Financial Guaranty is rated "AAA" by Standard & Poor's, a Division of The McGraw-Hill Companies, Inc., "Aaa" by Moody's Investors Service, and "AAA" by Fitch Ratings. Each rating of Financial Guaranty should be evaluated independently. The ratings reflect the respective ratings agencies' current assessments of the insurance financial strength of Financial Guaranty. Any further explanation of any rating may be obtained only from the applicable rating agency. These ratings are not recommendations to buy, sell or hold the FGIC-insured Certificates, and are subject to revision or withdrawal at any time by the rating agencies. Any downward revision or withdrawal of any of the above ratings may have an adverse effect on the market price of the FGIC-insured Certificates. Financial Guaranty does not guarantee the market price or investment value of the FGIC-insured Certificates nor does it guarantee that the ratings on the FGIC-insured Certificates will not be revised or withdrawn.

Neither Financial Guaranty nor any of its affiliates accepts any responsibility for the accuracy or completeness of the Offering Circular which precedes this Appendix or any information or disclosure that is provided to potential purchasers of the FGIC-insured Certificates, or omitted from such disclosure, other than with respect to the accuracy of information with respect to Financial Guaranty or the FGIC Policy herein under the heading "APPENDIX E" in the Offering Circular. In addition, Financial Guaranty makes no representation regarding the FGIC-insured Certificates or the advisability of investing in the FGIC-insured Certificates.

13-53846-swr Doc 348-7 Filed 08/16/13 Entered 08/16/13 17:13:58 Page 225 of 248
[2.2.3.3] [POCs 2006 Offering Circular.pdf] [Page 225 of 248]

CONFIDENTIAL INFORMATION
mark.angelov@arentfox.com
Detroit/15:08:2013 11:32

FGIC

Financial Guaranty Insurance Company
125 Park Avenue
New York, NY 10017
T 212·312·3000
T 800·352·0001

Municipal Bond
New Issue Insurance Policy

Issuer:	**Policy Number:**
	Control Number: 0010001
Bonds:	**Premium:**

SPECIMEN

Financial Guaranty Insurance Company ("Financial Guaranty"), a New York stock insurance company, in consideration of the payment of the premium and subject to the terms of this Policy, hereby unconditionally and irrevocably agrees to pay to U.S. Bank Trust National Association or its successor, as its agent (the "Fiscal Agent"), for the benefit of Bondholders, that portion of the principal and interest on the above-described debt obligations (the "Bonds") which shall become Due for Payment but shall be unpaid by reason of Nonpayment by the Issuer.

Financial Guaranty will make such payments to the Fiscal Agent on the date such principal or interest becomes Due for Payment or on the Business Day next following the day on which Financial Guaranty shall have received Notice of Nonpayment, whichever is later. The Fiscal Agent will disburse to the Bondholder the face amount of principal and interest which is then Due for Payment but is unpaid by reason of Nonpayment by the Issuer but only upon receipt by the Fiscal Agent, in form reasonably satisfactory to it, of (i) evidence of the Bondholder's right to receive payment of the principal or interest Due for Payment and (ii) evidence, including any appropriate instruments of assignment, that all of the Bondholder's rights to payment of such principal or interest Due for Payment shall thereupon vest in Financial Guaranty. Upon such disbursement, Financial Guaranty shall become the owner of the Bond, appurtenant coupon or right to payment of principal or interest on such Bond and shall be fully subrogated to all of the Bondholder's rights thereunder, including the Bondholder's right to payment thereof.

This Policy is non-cancellable for any reason. The premium on this Policy is not refundable for any reason, including the payment of the Bonds prior to their maturity. This Policy does not insure against loss of any prepayment premium which may at any time be payable with respect to any Bond.

As used herein, the term "Bondholder" means, as to a particular Bond, the person other than the Issuer who, at the time of Nonpayment, is entitled under the terms of such Bond to payment thereof. "Due for Payment" means, when referring to the principal of a Bond, the stated maturity date thereof or the date on which the same shall have been duly called for mandatory sinking fund redemption and does not refer to any earlier date on which payment is due by reason of call for redemption (other than by mandatory sinking fund redemption), acceleration or other advancement of maturity and means, when referring to interest on a Bond, the stated date for payment of interest. "Nonpayment" in respect of a Bond means the failure of the Issuer to have provided sufficient funds to the paying agent for payment in full of all

FGIC is a registered service mark used by Financial Guaranty Insurance Company under license from its parent company, FGIC Corporation.

CONFIDENTIAL INFORMATION
mark.angelov@arentfox.com
Detroit/15:08:2013 11:32

FGIC
Financial Guaranty Insurance Company
125 Park Avenue
New York, NY 10017
T 212-312-3000
T 800-352-0001

Municipal Bond
New Issue Insurance Policy

principal and interest Due for Payment on such Bond. "Notice" means telephonic or telegraphic notice, subsequently confirmed in writing, or written notice by registered or certified mail, from a Bondholder or a paying agent for the Bonds to Financial Guaranty. "Business Day" means any day other than a Saturday, Sunday or a day on which the Fiscal Agent is authorized by law to remain closed.

In Witness Whereof, Financial Guaranty has caused this Policy to be affixed with its corporate seal and to be signed by its duly authorized officer in facsimile to become effective and binding upon Financial Guaranty by virtue of the countersignature of its duly authorized representative.

SPECIMEN

President

Effective Date: **Authorized Representative**

U.S. Bank Trust National Association, acknowledges that it has agreed to perform the duties of Fiscal Agent under this Policy.

Authorized Officer

FGIC is a registered service mark used by Financial Guaranty Insurance Company under license from its parent company, FGIC Corporation.

CONFIDENTIAL INFORMATION
mark.angelov@arentfox.com
Detroit/15:08:2013 11:32

FGIC

Financial Guaranty Insurance Company
125 Park Avenue
New York, NY 10017
T 212·312·3000
T 800·352·0001

Endorsement

To Financial Guaranty Insurance Company Insurance Policy

Policy Number: **Control Number:** 0010001

SPECIMEN

It is further understood that the term "Nonpayment" in respect of a Bond includes any payment of principal or interest made to a Bondholder by or on behalf of the issuer of such Bond which has been recovered from such Bondholder pursuant to the United States Bankruptcy Code by a trustee in bankruptcy in accordance with a final, nonappealable order of a court having competent jurisdiction.

NOTHING HEREIN SHALL BE CONSTRUED TO WAIVE, ALTER, REDUCE OR AMEND COVERAGE IN ANY OTHER SECTION OF THE POLICY. IF FOUND CONTRARY TO THE POLICY LANGUAGE, THE TERMS OF THIS ENDORSEMENT SUPERSEDE THE POLICY LANGUAGE.

In Witness Whereof, Financial Guaranty has caused this Endorsement to be affixed with its corporate seal and to be signed by its duly authorized officer in facsimile to become effective and binding upon Financial Guaranty by virtue of the countersignature of its duly authorized representative.

President

Effective Date: **Authorized Representative**

Acknowledged as of the Effective Date written above:

Authorized Officer
U.S. Bank Trust National Association, as Fiscal Agent

FGIC is a registered service mark used by Financial Guaranty Insurance Company under license from its parent company, FGIC Corporation.

CONFIDENTIAL INFORMATION
mark.angelov@arentfox.com
Detroit/15:08:2013 11:32

FGIC

Financial Guaranty Insurance Company
125 Park Avenue
New York, NY 10017
T 212·312·3000
T 800·352·0001

Endorsement

To Financial Guaranty Insurance Company Insurance Policy

Policy Number: **Control Number:** 0010001

SPECIMEN

Notwithstanding the terms and provisions contained in this Policy, it is further understood that the term "Bondholder" shall not include the _____ [Conduit Obligor] (as such term is defined in the bond documentation).

NOTHING HEREIN SHALL BE CONSTRUED TO WAIVE, ALTER, REDUCE OR AMEND COVERAGE IN ANY OTHER SECTION OF THE POLICY. IF FOUND CONTRARY TO THE POLICY LANGUAGE, THE TERMS OF THIS ENDORSEMENT SUPERSEDE THE POLICY LANGUAGE.

In Witness Whereof, Financial Guaranty has caused this Endorsement to be affixed with its corporate seal and to be signed by its duly authorized officer in facsimile to become effective and binding upon Financial Guaranty by virtue of the countersignature of its duly authorized representative.

President

Effective Date: **Authorized Representative**

Acknowledged as of the Effective Date written above:

Authorized Officer
U.S. Bank Trust National Association, as Fiscal Agent

FGIC is a registered service mark used by Financial Guaranty Insurance Company under license from its parent company, FGIC Corporation.

CONFIDENTIAL INFORMATION
mark.angelov@arentfox.com
Detroit/15:08:2013 11:32

[THIS PAGE INTENTIONALLY LEFT BLANK]

CONFIDENTIAL INFORMATION
mark.angelov@arentfox.com
Detroit/15:08:2013 11:32

APPENDIX F

INFORMATION ABOUT XL CAPITAL ASSURANCE INC.

The following information has been supplied by XL Capital Assurance Inc. for inclusion in this APPENDIX F. No representation is made by the 2006 Funding Trust, the Service Corporations, the City or the Underwriters as to the accuracy or completeness of the information.

XLCA accepts no responsibility for the accuracy or completeness of THE Offering Circular which precedes this Appendix or any other information or disclosure contained therein, or omitted therefrom, other than with respect to the accuracy of the information regarding XLCA and its affiliates set forth in this APPENDIX F. In addition, XLCA makes no representation regarding the XLCA-insured Certificates or the advisability of investing in the XLCA-insured Certificates.

General

XL Capital Assurance Inc. ("XLCA") is a monoline financial guaranty insurance company incorporated under the laws of the State of New York. XLCA is currently licensed to do insurance business in, and is subject to the insurance regulation and supervision by, all 50 states, the District of Columbia, Puerto Rico, the U.S. Virgin Islands and Singapore.

XLCA is an indirect wholly owned subsidiary of XL Capital Ltd, a Cayman Islands exempted company ("XL Capital Ltd"). Through its subsidiaries, XL Capital Ltd is a leading provider of insurance and reinsurance coverages and financial products and services to industrial, commercial and professional service firms, insurance companies and other enterprises on a worldwide basis. The ordinary shares of XL Capital Ltd are publicly traded in the United States and listed on the New York Stock Exchange (NYSE: XL). **XL Capital Ltd is not obligated to pay the debts of or claims against XLCA.**

XLCA was formerly known as The London Assurance of America Inc. ("London"), which was incorporated on July 25, 1991 under the laws of the State of New York. On February 22, 2001, XL Reinsurance America Inc. ("XL Re") acquired 100% of the stock of London. XL Re merged its former financial guaranty subsidiary, known as XL Capital Assurance Inc. (formed September 13, 1999) with and into London, with London as the surviving entity. London immediately changed its name to XL Capital Assurance Inc. All previous business of London was 100% reinsured to Royal Indemnity Company, the previous owner at the time of acquisition.

XL Capital Ltd announced on April 7, 2006 that Security Capital Assurance Ltd ("SCA"), a newly-created holding company for XL Capital Ltd's financial guaranty insurance and reinsurance businesses conducted through XLCA and XL Financial Assurance Ltd. ("XLFA"), had filed a registration statement on Form S-1 with the U.S. Securities and Exchange Commission relating to a proposed initial public offering of a portion of its common shares. Through its operating subsidiaries of XLCA and XLFA, SCA will provide credit enhancement

13-53846-swr Doc 348-7 Filed 08/16/13 Entered 08/16/13 17:13:58 Page 231 of 248
[2.2.3.3] [POCs 2006 Offering Circular.pdf] [Page 231 of 248]

CONFIDENTIAL INFORMATION
mark.angelov@arentfox.com
Detroit/15-08-2013 11:33

products to the public finance and structured finance markets throughout the U.S. and internationally.

Under the registration statement, a portion of SCA's shares will be issued and sold by SCA and a portion will be sold by SCA's parent, XL Insurance (Bermuda) Ltd, as selling shareholder. After the consummation of the offering, XL Capital Ltd is expected to beneficially own approximately 65% of SCA's outstanding shares.

SCA expects to use the proceeds it receives from the offering primarily for capital contributions to its financial guaranty subsidiaries to support future business growth. SCA intends to apply to have its shares listed on the New York Stock Exchange under the ticker symbol "SCA".

A copy of the registration statement is available on the U.S. Securities and Exchange Commission website at www.sec.gov under Filings & Forms (EDGAR).

Reinsurance

XLCA has entered into a facultative quota share reinsurance agreement with XLFA, an insurance company organized under the laws of Bermuda, and an affiliate of XLCA. Pursuant to this reinsurance agreement, XLCA expects to cede up to 90% of its business to XLFA. XLCA may also cede reinsurance to third parties on a transaction-specific basis, which cessions may be any or a combination of quota share, first loss or excess of loss. Such reinsurance is used by XLCA as a risk management device and to comply with statutory and rating agency requirements and does not alter or limit XLCA's obligations under any financial guaranty insurance policy. With respect to any transaction insured by XLCA, the percentage of risk ceded to XLFA may be less than 90% depending on certain factors including, without limitation, whether XLCA has obtained third party reinsurance covering the risk. As a result, there can be no assurance as to the percentage reinsured by XLFA of any given financial guaranty insurance policy issued by XLCA, including its XLCA Policy (as defined below).

Based on the audited financials of XLFA, as of December 31, 2005, XLFA had total assets, liabilities, redeemable preferred shares and shareholders' equity of $1,394,081,000, $704,007,000, $39,000,000 and $651,074,000, respectively, determined in accordance with generally accepted accounting principles in the United States ("US GAAP"). XLFA's insurance financial strength is rated "Aaa" by Moody's and "AAA" by S&P and Fitch Inc. In addition, XLFA has obtained a financial enhancement rating of "AAA" from S&P.

The obligations of XLFA to XLCA under the reinsurance agreement described above are unconditionally guaranteed by XL Insurance (Bermuda) Ltd ("XLI"), a Bermuda exempted company and one of the world's leading excess commercial insurers. XLI is a wholly owned indirect subsidiary of XL Capital Ltd. In addition to A.M. Best's financial strength rating of "A+" and issuer credit rating of "aa-", XLI's insurance financial strength rating is "Aa3" (Stable Outlook) by Moody's, "A+" by Standard & Poor's and "AA-" (Outlook Stable) by Fitch.

CONFIDENTIAL INFORMATION
mark.angelov@arentfox.com
08/16/2013 4:35

The rating agencies have taken certain actions with respect to XL Capital Ltd and various insurance operating subsidiaries of XL Capital Ltd, as described below. On November 22, 2005, Moody's downgraded the senior debt rating of XL Capital Ltd from "A2" to "A3" and downgraded the other insurance financial strength ratings of various insurance operating subsidiaries of XL Capital Ltd (other than XLCA and XLFA) from "Aa2" to "Aa3". On November 28, 2005, Standard & Poor's downgraded the senior debt rating of XL Capital Ltd from "A" to "A-" and downgraded the counterparty credit and financial strength ratings of various insurance operating subsidiaries of XL Capital Ltd (other than XLCA and XLFA) from "AA-" to "A+". On February 28, 2006, Fitch revised the long term issuer rating of XL Capital Ltd from "A-" to "A". On October 26, 2005, Fitch downgraded the insurer financial strength ratings of various insurance operating subsidiaries of XL Capital Ltd (other than XLCA and XLFA) from "AA" to "AA-".

The ratings of XLFA, XLI or any other member of the XL Capital Ltd group of companies are not recommendations to buy, sell or hold securities, including the XLCA-insured Certificates and are subject to revision or withdrawal at any time by Moody's, Standard & Poor's or Fitch.

Notwithstanding the capital support provided to XLCA described in this section, the XLCA-insured Certificateholders will have direct recourse against XLCA only, and neither XLFA nor XLI will be directly liable to the XLCA-insured Certificateholders.

Financial Strength and Financial Enhancement Ratings of XLCA

XLCA's insurance financial strength is rated "Aaa" by Moody's and "AAA" by Standard & Poor's and Fitch, Inc. ("Fitch"). In addition, XLCA has obtained a financial enhancement rating of "AAA" from Standard & Poor's. These ratings reflect Moody's, Standard & Poor's and Fitch's current assessment of XLCA's creditworthiness and claims-paying ability as well as the reinsurance arrangement with XLFA described under "Reinsurance" above.

The above ratings are not recommendations to buy, sell or hold securities, including the XLCA-insured Certificates and are subject to revision or withdrawal at any time by Moody's, Standard & Poor's or Fitch. Any downward revision or withdrawal of these ratings may have an adverse effect on the market price of the XLCA-insured Certificates. XLCA does not guaranty the market price of the XLCA-insured Certificates nor does it guaranty that the ratings on the XLCA-insured Certificates will not be revised or withdrawn.

Capitalization of XLCA

Based on the audited financials of XLCA, as of December 31, 2005, XLCA had total assets, liabilities, and shareholder's equity of $953,706,000, $726,758,000, and $226,948,000, respectively, determined in accordance with U.S. GAAP.

Based on the unaudited statutory financial statements for XLCA as of December 31, 2005 filed with the State of New York Insurance Department, XLCA has total admitted assets of $328,231,000, total liabilities of $139,392,000, total capital and surplus of $188,839,000 and total contingency reserves of $13,031,000 determined in accordance with statutory accounting

CONFIDENTIAL INFORMATION
mark.angelov@arentfox.com
Detail: 5.00.35.13 PM

practices prescribed or permitted by insurance regulatory authorities ("SAP"). Based on the audited statutory financial statements for XLCA as of December 31, 2004 filed with the State of New York Insurance Department, XLCA had total admitted assets of $341,937,000, total liabilities of $143,494,000, total capital and surplus of $198,443,000 and total contingency reserves of $7,342,000 determined in accordance with SAP.

Incorporation by Reference of Financials

For further information concerning XLCA and XLFA, see the financial statements of XLCA and XLFA, and the notes thereto, incorporated by reference in this APPENDIX F. The financial statements of XLCA and XLFA are included as exhibits to the periodic reports filed with the Securities and Exchange Commission (the "Commission") by XL Capital Ltd and may be reviewed at the EDGAR website maintained by the Commission. All financial statements of XLCA and XLFA included in, or as exhibits to, documents filed by XL Capital Ltd pursuant to Section 13(a), 13(c), 14 or 15(d) of the Securities Exchange Act of 1934 on or prior to the date of this Offering Circular, or after the date of this Offering Circular but prior to termination of the offering of the XLCA-insured Certificates, shall be deemed incorporated by reference in this APPENDIX F. Except for the financial statements of XLCA and XLFA, no other information contained in XL Capital Ltd's reports filed with the Commission is incorporated by reference. Copies of the statutory quarterly and annual statements filed with the State of New York Insurance Department by XLCA are available upon request to the State of New York Insurance Department.

Regulation of XLCA

XLCA is regulated by the Superintendent of Insurance of the State of New York. In addition, XLCA is subject to regulation by the insurance laws and regulations of the other jurisdictions in which it is licensed. As a financial guaranty insurance company licensed in the State of New York, XLCA is subject to Article 69 of the New York Insurance Law, which, among other things, limits the business of each insurer to financial guaranty insurance and related lines, prescribes minimum standards of solvency, including minimum capital requirements, establishes contingency, loss and unearned premium reserve requirements, requires the maintenance of minimum surplus to policyholders and limits the aggregate amount of insurance which may be written and the maximum size of any single risk exposure which may be assumed. XLCA is also required to file detailed annual financial statements with the New York Insurance Department and similar supervisory agencies in each of the other jurisdictions in which it is licensed.

The extent of state insurance regulation and supervision varies by jurisdiction, but New York and most other jurisdictions have laws and regulations prescribing permitted investments and governing the payment of dividends, transactions with affiliates, mergers, consolidations, acquisitions or sales of assets and incurrence of liabilities for borrowings.

THE FINANCIAL GUARANTY INSURANCE POLICIES ISSUED BY XLCA, INCLUDING THE INSURANCE POLICY, ARE NOT COVERED BY THE PROPERTY/CASUALTY INSURANCE SECURITY FUND SPECIFIED IN ARTICLE 76 OF THE NEW YORK INSURANCE LAW.

13-53846-swr Doc 348-7 Filed 08/16/13 Entered 08/16/13 17:13:58 Page 234 of 248
[2.2.3.3] [POCs 2006 Offering Circular.pdf] [Page 234 of 248]

CONFIDENTIAL INFORMATION
mark.angelov@arentfox.com
Detroit/15.08.2013 11:32

The principal executive offices of XLCA are located at 1221 Avenue of the Americas, New York, New York 10020 and its telephone number at this address is (212) 478-3400.

XLCA-insured Certificate Insurance Policy

Concurrently with the issuance of the particular Certificates specifically identified on the inside cover of the Offering Circular which precedes this Appendix (the "XLCA-insured Certificates"), XLCA will issue a financial guaranty insurance policy (the "XLCA Policy") for the XLCA-insured Certificates. The XLCA Policy guarantees the scheduled payment of principal of and interest on the XLCA-insured Certificates when due as set forth in the form of the policy included in this Appendix on the following pages.

CONFIDENTIAL INFORMATION
mark.angelov@arentfox.com
Detroit/15:08:2013 11:32

XL CAPITAL ASSURANCE

1221 Avenue of the Americas
New York, New York 10020
Telephone: (212) 478-3400

MUNICIPAL BOND INSURANCE POLICY

ISSUER: [ ] **Policy No:** [ ]

BONDS: [ ] **Effective Date:** [ ]

XL Capital Assurance Inc. (XLCA), a New York stock insurance company, in consideration of the payment of the premium and subject to the terms of this Policy (which includes each endorsement attached hereto), hereby agrees unconditionally and irrevocably to pay to the trustee (the "Trustee") or the paying agent (the "Paying Agent") (as set forth in the documentation providing for the issuance of and securing the Bonds) for the benefit of the Owners of the Bonds or, at the election of XLCA, to each Owner, that portion of the principal and interest on the Bonds that shall become Due for Payment but shall be unpaid by reason of Nonpayment.

XLCA will pay such amounts to or for the benefit of the Owners on the later of the day on which such principal and interest becomes Due for Payment or one (1) Business Day following the Business Day on which XLCA shall have received Notice of Nonpayment (provided that Notice will be deemed received on a given Business Day if it is received prior to 10:00 a.m. New York time on such Business Day; otherwise it will be deemed received on the next Business Day), but only upon receipt by XLCA, in a form reasonably satisfactory to it, of (a) evidence of the Owner's right to receive payment of the principal or interest then Due for Payment and (b) evidence, including any appropriate instruments of assignment, that all of the Owner's rights with respect to payment of such principal or interest that is Due for Payment shall thereupon vest in XLCA. Upon such disbursement, XLCA shall become the owner of the Bond, any appurtenant coupon to the Bond or the right to receipt of payment of principal and interest on the Bond and shall be fully subrogated to the rights of the Owner, including the Owner's right to receive payments under the Bond, to the extent of any payment by XLCA hereunder. Payment by XLCA to the Trustee or Paying Agent for the benefit of the Owners shall, to the extent thereof, discharge the obligation of XLCA under this Policy.

In the event the Trustee or Paying Agent has notice that any payment of principal or interest on a Bond which has become Due for Payment and which is made to an Owner by or on behalf of the Issuer of the Bonds has been recovered from the Owner pursuant to a final judgment by a court of competent jurisdiction that such payment constitutes an avoidable preference to such Owner within the meaning of any applicable bankruptcy law, such Owner will be entitled to payment from XLCA to the extent of such recovery if sufficient funds are not otherwise available.

The following terms shall have the meanings specified for all purposes of this Policy, except to the extent such terms are expressly modified by an endorsement to this Policy. "Business Day" means any day other than (a) a Saturday or Sunday or (b) a day on which banking institutions in the State of New York or the Insurer's Fiscal Agent are authorized or required by law or executive order to remain closed. "Due for Payment", when referring to the principal of Bonds, is when the stated maturity date or a mandatory redemption date for the application of a required sinking fund installment has been reached and does not refer to any earlier date on which payment is due by reason of call for redemption (other than by application of required sinking fund installments), acceleration or other advancement of maturity, unless XLCA shall elect, in its sole discretion, to pay such principal due upon such acceleration; and, when referring to interest on the Bonds, is when the stated date for payment of interest has been reached. "Nonpayment" means the failure of the Issuer to have provided sufficient funds to the Trustee or Paying Agent for payment in full of all principal and interest on the Bonds which are Due for Payment. "Notice" means telephonic or telecopied notice, subsequently confirmed in a signed writing, or written notice by registered or certified mail, from an Owner, the Trustee or the Paying Agent to XLCA which notice shall specify (a) the person or entity making the claim, (b) the Policy Number, (c) the claimed amount and (d) the date such claimed amount became Due for Payment. "Owner" means, in respect of a Bond, the person or entity who, at the time of Nonpayment, is entitled under the terms of such Bond to payment thereof, except that "Owner" shall not include the Issuer or any person or entity whose direct or indirect obligation constitutes the underlying security for the Bonds.

SPECIMEN

CONFIDENTIAL INFORMATION
mark@ductlawfirm.com
Attorney Client Privilege

XLCA may, by giving written notice to the Trustee and the Paying Agent, appoint a fiscal agent (the "Insurer's Fiscal Agent") for purposes of this Policy. From and after the date of receipt by the Trustee and the Paying Agent of such notice, which shall specify the name and notice address of the Insurer's Fiscal Agent, (a) copies of all notices required to be delivered to XLCA pursuant to this Policy shall be simultaneously delivered to the Insurer's Fiscal Agent and to XCLA and shall not be deemed received until received by both and (b) all payments required to be made by XLCA under this Policy may be made directly by XLCA or by the Insurer's Fiscal Agent on behalf of XLCA. The Insurer's Fiscal Agent is the agent of XLCA only and the Insurer's Fiscal Agent shall in no event be liable to any Owner for any act of the Insurer's Fiscal Agent or any failure of XLCA to deposit or cause to be deposited sufficient funds to make payments due hereunder.

Except to the extent expressly modified by an endorsement hereto, (a) this Policy is non-cancelable by XLCA, and (b) the Premium on this Policy is not refundable for any reason. This Policy does not insure against loss of any prepayment or other acceleration payment which at any time may become due in respect of any Bond, other than at the sole option of XLCA, nor against any risk other than Nonpayment. This Policy sets forth the full undertaking of XLCA and shall not be modified, altered or affected by any other agreement or instrument, including any modification or amendment thereto.

THIS POLICY IS NOT COVERED BY THE PROPERTY/CASUALTY INSURANCE SECURITY FUND SPECIFIED IN ARTICLE 76 OF THE NEW YORK INSURANCE LAW.

In witness whereof, XLCA has caused this Policy to be executed on its behalf by its duly authorized officers.

SPECIMEN

Name:	Name:
Title:	Title:

XLCAP-005
Form of Municipal Policy [Specimen]

CONFIDENTIAL INFORMATION
mark.angelov@arentfox.com
Detroit/15:08:2013 11:32

[THIS PAGE INTENTIONALLY LEFT BLANK]

CONFIDENTIAL INFORMATION
mark.angelov@arentfox.com
Detroit/15-08-2013 11:32

APPENDIX G

Upon the issuance and delivery of the Certificates, Certificate Counsel, Lewis & Munday, A Professional Corporation, proposes to deliver its opinion in substantially the following form.

June ●, 2006

Detroit Retirement Systems Funding Trust 2006
c/o U.S. Bank National Association, as trustee
Detroit, Michigan

Ladies and Gentlemen:

We acted as Certificate Counsel in connection with the issuance by the Detroit Retirement Systems Funding Trust 2006 (the ***Funding Trust***) of the Certificates of Participation Series 2006-A and the Certificates of Participation Series 2006-B, (collectively, the ***Certificates***) and in that capacity we examined a transcript of the proceedings relating to the issuance of the Certificates.

The Funding Trust was created by the Trust Agreement, dated June ●, 2006 (the ***Trust Agreement***), between the Detroit General Retirement System Service Corporation (the ***GRS Service Corporation***) and the Detroit Police and Fire Retirement System Service Corporation (the ***PFRS Service Corporation***), severally and not jointly, and U.S. Bank National Association, as trustee (the ***Trustee***). Each of the GRS Service Corporation and the PFRS Service Corporation is herein called a ***Service Corporation*** and collectively the ***Service Corporations***.

The Certificates are issued pursuant to the below defined Resolution and the Service Contracts and under the Trust Agreement. The Certificates evidence undivided, proportionate interests in the rights to receive certain payments (***Funding Trust Receivables***) to be made by the City of Detroit, Michigan (the ***City***), under (i) the Detroit General Retirement System Service Contract 2006, dated June 7, 2006, between the City and the GRS Service Corporation and (ii) the Detroit Police and Fire Retirement System Service Contract 2006, dated June 7, 2006, between the City and the PFRS Service Corporation (each, a ***Service Contract*** and collectively, the ***Service Contracts***). The Service Corporations were created pursuant to Ordinance No. 05-05 of the City. The Service Contracts, the formation of the Funding Trust by the Service Corporations and the issuance of certificates of participation thereunder were authorized by resolution of the City Council of the City, adopted on April 26, 2006 (the ***Resolution***).

The Service Contracts are administered for the Service Corporations and the Funding Trust by U.S. Bank National Association (the ***Contract Administrator***), separately and not as Trustee, pursuant to the Contract Administration Agreement, dated June ●, 2006 (the ***Contract Administration Agreement***), among the Funding Trust, each of the Service Corporations, severally and not jointly, and the Contract Administrator and other parties named therein.

CONFIDENTIAL INFORMATION
mark.angelov@arentfox.com

The Certificates are issued for the purpose of funding (i) the prepayment of certain payments otherwise required to be made by the City under the service contracts it entered into with the Service Corporations on May 25, 2005 (the ***2005 Service Contracts***), and (ii) the purchase of certain certificates of participation issued on June 2, 2005 (the ***2005 Certificates***). The 2005 Certificates evidence undivided, proportionate interests in certain payments to be made under the 2005 Service Contracts.

The 2005 Service Contracts were entered into by the City with the Service Corporations for the purpose of funding specific amounts of the unfunded accrued actuarial liabilities (***Subject UAAL***) of each of the City's General Retirement System (the ***GRS***) and Police and Fire Retirement System (the ***PFRS*** and with the GRS, the ***Retirement Systems***). The effect of funding the Subject UAAL under the 2005 Service Contract was to reduce the financial burden of the Retirement Systems to the City in the present and future years. The 2006 Certificates are intended to have effect of restructuring certain payments under the 2005 Service Contracts and thereby assist the City in fulfilling its constitutional obligations with respect to the Retirement Systems. In consideration for such assistance by the Service Corporations, the City agreed in each Service Contract to pay the Funding Trust Receivables, which include, as service charges, the funding costs of the Service Corporations in obtaining the capital represented by the Certificates.

The City's special labor counsel, Sullivan Ward Asher & Patton PC, rendered an opinion on certain matters of labor law relative to the opinions expressed herein. That opinion is included in the transcript of proceedings.

Based on our examination of the transcript of the proceedings, we are of the opinion that:

1. Each Service Corporation validly exists as a nonprofit corporation under the laws of the State of Michigan and has the corporate power to enter into its Service Contract and the Trust Agreement. The City has the power to enter into the Service Contracts.

2. Each Service Contract was validly authorized, executed and delivered by the respective Service Corporation and the City and is a valid and binding agreement of such Service Corporation and the City and is enforceable in accordance with its terms. Neither the faith and credit nor the taxing power nor any special revenues of the City are pledged to the payment of Funding Trust Receivables, and the obligation of the City to pay Funding Trust Receivables does not constitute indebtedness within the meaning of any limitation of Michigan law applicable to the City.

3. The Contract Administration Agreement was validly authorized, executed and delivered by each of the Service Corporations and, assuming valid authorization, execution and delivery by the Trustee on behalf of the Funding Trust and by the Contract Administrator, is a valid and binding agreement of each of the Service Corporations, enforceable in accordance with its terms.

4. The Trust Agreement was validly authorized, executed and delivered by each of the Service Corporations and, assuming valid authorization, execution and delivery by the Trustee, is a valid and binding agreement of each of the Service Corporations, enforceable in accordance with its terms.

CONFIDENTIAL INFORMATION
mark.angelov@arentfox.com
Detroit/15-08-2013 11:32

5. The Funding Trust was validly created by the Trust Agreement and has the power to issue and deliver the Certificates.

6. The Certificates were validly issued and delivered by the Funding Trust and represent undivided interests in the Funding Trust Receivables in accordance with their terms.

The enforceability of the Service Contracts, the Contract Administration Agreement and the Trust Agreement may be limited or affected by bankruptcy, insolvency, reorganization, moratorium, and other similar laws affecting creditors' rights generally heretofore or hereafter enacted to the extent constitutionally applicable and may also be subject to the exercise of judicial discretion in accordance with general principles of equity.

Very truly yours,

13-53846-swr Doc 348-7 Filed 08/16/13 Entered 08/16/13 17:13:58 Page 241 of 248
[2.2.3.3] [POCs 2006 Offering Circular.pdf] [Page 241 of 248]

CONFIDENTIAL INFORMATION
mark.angelov@arentfox.com
Detroit/15:08:2013 11:32

[THIS PAGE INTENTIONALLY LEFT BLANK]

CONFIDENTIAL INFORMATION
mark.angelov@arentfox.com
Detroit/15:08:2013 11:32

APPENDIX H

CONTINUING DISCLOSURE UNDERTAKING

This Continuing Disclosure Undertaking ("**Undertaking**") is executed and delivered by the City of Detroit, County of Wayne, State of Michigan ("**City**") in connection with the issuance of the $148,540,000 Detroit Retirement Systems Funding Trust 2006 Certificates of Participation Series 2006-A and $800,000,000 Detroit Retirement Systems Funding Trust 2006 Certificates of Participation Series 2006-B (collectively, "**Certificates**"). The City covenants and agrees for the benefit of the Certificateholders (as defined below) as follows:

(a) **Definitions**. The following terms used in this Undertaking have the following meanings:

"***Audited Financial Statements***" means the City's audited financial statements prepared by an individual or firm of independent certified public accountants as required by Act 2, Public Acts of Michigan, 1968, as amended, which presently requires preparation in accordance with generally accepted accounting principles.

"***Certificateholder***" means the registered owner of any Certificate or any person (a) with the power, directly or indirectly, to vote or consent with respect to, or to dispose of ownership of, any Certificate (including any person holding a Certificate through a nominee, depository or other intermediary) or (b) treated as the owner of any Certificate for federal income tax purposes.

"***Disclosure Representative***" means the Finance Director of the City or his designee, or such other officer, employee or agent as the City shall so designate from time to time in writing.

"***MSRB***" means the Municipal Securities Rulemaking Board.

"***NRMSIR***" means each nationally recognized municipal securities information repository as designated by the SEC in accordance with the Rule.

"***Rule***" means Rule 15c2-12 promulgated by the SEC pursuant to the Securities Exchange Act of 1934, as amended.

"***SEC***" means the United States Securities and Exchange Commission.

"***SID***" means the state information depository for the State of Michigan, if any, then designated by the SEC in accordance with the Rule, being the Michigan Municipal Advisory Council as of the date of this Undertaking.

(b) **Continuing Disclosure**. The City hereby agrees, in accordance with the provisions of the Rule, to provide or cause to be provided to each NRMSIR and to the SID, on or before the 210th day after the end of the fiscal year of the City, commencing with the fiscal year ended June 30, 2006, the Audited Financial Statements, and updates of certain financial and operating data of the City appearing under the headings and tables in the Offering Circular for the Certificates, as follows: Tables 1 through 31,inclusive in Appendix B to the Offering Circular.

CONFIDENTIAL INFORMATION
mark.angelov@arentfox.com
Detroit/15-08-2013 11:32

Such annual financial information described above is expected to be provided directly by the City and in subsequent Official Statements of the City filed with the MSRB.

In the event that the Audited Financial Statements are not available by the date specified above, they will be provided when available and unaudited financial statements in a format similar to the financial statements contained in the Offering Circular will be filed by such date and the Audited Financial Statements will be filed as soon as available.

If the fiscal year of the City is changed, the City shall send notices of such change to each NRMSIR or the MSRB, and to the SID, prior to the earlier of the ending date of the fiscal year prior to such change or the ending date of the fiscal year as changed.

(c) **Notice of Failure to Disclose**. The City agrees to provide or cause to be provided, in a timely manner, to (i) each NRMSIR or the MSRB and (ii) the SID, notice of a failure by the City to provide the annual financial information with respect to the City described in subsection (b) above on or prior to the dates set forth in subsection (b) above.

(d) **Occurrence of Events**. The City agrees to provide or cause to be provided, in a timely manner, to (i) each NRMSIR or the MSRB and (ii) the SID, notice of the occurrence of any of the following events listed in (b)(5)(i)(C) of the Rule with respect to the Certificates, if applicable, if material:

(1) principal and interest payment delinquencies;
(2) non-payment related defaults;
(3) unscheduled draws on debt service reserves reflecting financial difficulties;*
(4) unscheduled draws on credit enhancements reflecting financial difficulties;
(5) substitution of credit or liquidity providers, or their failure to perform;
(6) adverse tax opinions or events affecting the tax-exempt status of the Certificates;*
(7) modifications to rights of holders of the Certificates;
(8) Certificate calls;
(9) defeasances;
(10) release, substitution, or sale of property securing repayment of the Certificates; and
(11) rating changes.

* (Events listed in clauses (3) & (6) above are not applicable to the Certificates.)

(e) **Materiality Determined Under Federal Securities Laws**. The City agrees that its determination of whether any event listed in subsection (d) is material shall be made in accordance with federal securities laws.

(f) **Termination of Reporting Obligation**. The obligation of the City to provide annual financial information and notices of material events, as set forth above, shall be terminated if and when the City no longer remains an "obligated person" with respect to the Certificates within the meaning of the Rule, specifically not including upon economic (as distinct from legal) defeasance of all Certificates.

CONFIDENTIAL INFORMATION
mark.angelov@arentfox.com
Detroit 1.00:2013 11:33

(g) **Benefit of Certificateholders**. The City agrees that its undertaking pursuant to the Rule set forth in this Section is intended to be for the benefit of the Certificateholders and shall be enforceable by any Certificateholder; *provided,* that the right to enforce the provisions of this Undertaking shall be limited to a right to obtain specific enforcement of the City's obligations hereunder and any failure by the City to comply with the provisions of this Undertaking shall not constitute a default or an event of default with respect to the Certificates or under the Trust Agreement or Service Contracts mentioned in the Certificates.

(h) **Amendments to the Undertaking**. Amendments may be made in the specific types of information provided or the format of the presentation of such information to the extent deemed necessary or appropriate in the judgment of the Disclosure Representative on behalf of the City; *provided*, that the City agrees that any such amendment will be adopted procedurally and substantively in a manner consistent with the Rule, including any interpretations thereof by the SEC, which, to the extent applicable, are incorporated herein by reference. Such interpretations currently include the requirements that (a) the amendment may only be made in connection with a change in circumstances that arises from a change in legal requirements, change in law or change in the identity, nature or status of the City or the type of activities conducted by it, (b) the undertaking, as amended, would have complied with the requirements of the Rule at the time of the primary offering of the Certificates, after taking into account any amendments or interpretations of the Rule, as well as any change in circumstances, and (c) the amendment does not materially impair the interests of Certificateholders, as determined by parties unaffiliated with the City (such as independent legal counsel), *but* such interpretations may be changed in the future. If the accounting principles to be followed by the City in preparing the Audited Financial Statements are modified, the annual financial information for the year in which the change is made shall present a comparison between the financial statements as prepared on the prior basis and the statements as prepared on the new basis, and otherwise shall comply with the requirements of the Rule, in order to provide information to investors to enable them to evaluate the ability of the City to meet its obligations. A notice of the change in accounting principles shall be sent to each NRMSIR or the MSRB and the SID.

IN WITNESS WHEREOF, the City of Detroit has caused this Undertaking to be executed by its authorized officer.

CITY OF DETROIT
County of Wayne
State of Michigan

By _____
Roger Short
Its: Interim Finance Director

Dated as of _____, 2006

13-53846-swr Doc 348-7 Filed 08/16/13 Entered 08/16/13 17:13:58 Page 245 of 248
[2.2.3.3] [POCs 2006 Offering Circular.pdf] [Page 245 of 248]

CONFIDENTIAL INFORMATION
mark.angelov@arentfox.com
Detroit/15:08:2013 11:32

[THIS PAGE INTENTIONALLY LEFT BLANK]

CONFIDENTIAL INFORMATION
mark.angelov@arentfox.com
Detroit/15:08:2013 11:32

CONFIDENTIAL INFORMATION
mark.angelov@arentfox.com
Detroit/15:08:2013 11:32

Recycled Paper - Printed by
IMAGEMASTER 800.452.5152