

UNITED STATES BANKRUPTCY COURT
Eastern District of Michigan

A Guide for Pro Se Filers

And Packet of Chapter 7 Forms

December 2022

This Guide is intended to be an informative and practical resource for understanding the basic procedures of this Court. The information contained within does not constitute legal advice and may not be cited as legal authority.

All parties using this Guide are responsible for complying with all application rules of procedure. If there is any conflict between the information in this Guide and the applicable rules, the rules govern.

Overview of the Bankruptcy Process

INTRODUCTION

This manual is prepared for individuals who have decided to proceed with a bankruptcy filing without the assistance of legal counsel. **The Court strongly encourages individuals to seek the services of competent counsel.** Bankruptcy proceedings are complex legal proceedings. The results of these proceeding will have long term consequences. The chances of successfully completing the process are much greater if you have an attorney, especially for a chapter 13 case.

However, if an individual chooses to proceed without an attorney (which is referred to as filing *pro se*) the information contained in this document may be helpful. Please be aware that Bankruptcy Court employees are unable to provide legal advice. The procedural steps in the filing of a bankruptcy petition and the management of a case are explained in this manual for your convenience.

LOCATING LEGAL AUTHORITY/STATUTORY SOURCES

The federal bankruptcy law is found under Title 11 of the United States Code. Copies of the United States Code are available at public libraries and may be found online at www.law.cornell.edu/topics/bankruptcy.html. There are also federal and local rules and forms that apply to every bankruptcy case. The federal rules and forms are available on the same website. The local rules and forms are available on the Court's website: www.mieb.uscourts.gov.

THE EFFECT OF REPEAT FILINGS

▪ Automatic Stay

If you have filed a bankruptcy petition within the previous 12 months, you should be aware that the automatic stay provided under 11 U.S.C. §362(a) may not take effect in another case or may be of limited duration. The stay is operative for only 30-days if you had a prior bankruptcy case pending that was dismissed within the previous 12-months. The stay does not go into effect at all if you had two cases that were pending but dismissed in the prior 12-months. Read the section of the law noted above if you have any questions or to determine whether or not this may apply to you.

▪ Discharge

If you have filed a bankruptcy case previously and received a discharge, the law limits how often you may file again and receive another discharge of your debts.

BEFORE FILING FOR BANKRUPTCY

The initial goal of bankruptcy is to relieve an individual of unmanageable debt and, through the use of the allowed exemptions, to leave the individual with the means to support himself or herself and family. The bankruptcy law requires that a debtor seek credit counseling before filing a bankruptcy petition. The Office of the United States Trustee has an approved list of credit counseling agencies for each state. This list is updated regularly; check the *Credit Counseling* link on the court's website for the current list. The lists for each of the other states are also available on the website.

You must attend credit counseling either in person, over the telephone, or by the internet. If a repayment plan was developed for you by the credit counseling agency, the repayment plan as well as the certificate must be filed with the bankruptcy petition.

While the Bankruptcy Court does not recommend it, a bankruptcy petition preparer may assist you with your paperwork. However, a preparer is NOT an attorney and is prohibited from giving legal advice. Furthermore, a petition preparer must comply with Title 11 U.S.C. §110, provide his/her tax identification number, and disclose any compensation you paid for the services. A preparer will generally have the forms available for you and assist you in completing the routine information; but remember, he or she is not an attorney and cannot and should not be advising you on what chapter to file, what exemptions to claim, how secured debt may be affected, and generally how your case will be resolved.

If someone tells you not to disclose to the Bankruptcy Court that they helped you, you and that person are breaking federal law and there could be serious consequences for you. If you had help in preparing your documents you MUST disclose that information to the Court.

If you do plan to file a bankruptcy petition without assistance, the first step in the process is to determine which type of bankruptcy is best for you: Chapter 7, 11 or 13. Basically, in a Chapter 7 you turn your nonexempt assets over to a trustee who then liquidates, or sells them, to pay your creditors. In a Chapter 13, you devise a plan in which you pay creditors back a percentage of what you owe them over a period of up to five years. *Note: The Court's Local Rules have a special section devoted to Chapter 13 cases. Go to www.mieb.uscourts.gov/court-info/local-rules-and-orders for additional information.* A Chapter 11 generally is filed by individuals who have debts that exceed the amounts allowed under a Chapter 13 [See 11 U.S. C. §109(e)]. Similar to a Chapter 13 case, in a Chapter 11 the debtor devises a plan to pay creditors back over a period of time. Chapter 11 is intended primarily for business debtors, so individuals may find the reporting and accounting requirements and the potential for the creation of a creditor committee to be unduly burdensome and expensive.

You then need to secure the proper forms. The required forms for Chapter 7 are included in this package. The forms for the other chapters are available from any legal stationery store or you can download them for free at www.mieb.uscourts.gov. Also available on the Court's website, is an instructional manual regarding bankruptcy forms for individuals.

PREPARING THE PAPERWORK

Once you have decided on which chapter to file, you must complete the forms. Gather all your paperwork together, past and present bills, collection notices, etc., as well as your pay stubs and the prior year's tax return. The first pages, referred to as the "petition pages," are self-explanatory; names(s), address(es), telephone number(s), social security number(s), chapter you wish to file, number of creditors, estimated assets and estimated debt, and the like. You must answer all the questions that apply to you.

You must sign the petition on the signature line for the debtor. If this is a joint petition, a husband and a wife, then both parties must sign. An individual and a corporation cannot file a joint petition; however, if you own an unincorporated business then you may include the business name and the debts it owes in your petition. For example, John Doe runs a deli called The Corner Deli. It is not a corporation. He could file bankruptcy as John Doe, d/b/a (Doing Business As) The Corner Deli, and include any debts the business owes since he is personally responsible for those debts. If the business was incorporated, it would have to file its own separate bankruptcy petition with the assistance of an attorney.

Once you file your bankruptcy petition, the Court will send a notice of a meeting of creditors to all the creditors you list on your matrix. The Court requires that you provide a typed list of all of these creditors in a specific format so that the names and addresses can be scanned into the computer. This is called a mailing matrix. The mailing matrix includes only the names and addresses of your creditors only; do not include account numbers, page numbers, case numbers, the debtor's name, etc. The names and addresses must be single space, in one column from the top to the bottom of the page. The mailing matrix must be typed on plain, white paper, in a single column, no closer than one inch from the top or bottom edge of the paper. Each creditor address must be no more than five (5) lines; each line must be 40 characters or fewer in length, and each name/address block must be separated by a least two (2) blank line. Avoid extra or stray marks anywhere on the paper. Be sure to include all creditors listed in your schedules.

The next several sections of the bankruptcy petition are called the schedules. There are schedules

A through J. Your answer to every question must be accurate and completely honest because you are swearing under the penalty of perjury that each statement you are making is truthful. Title 18 of the United States Code provides penalties, including fines and jail time, for falsifying bankruptcy schedules, concealing assets and other bankruptcy related crimes.

- **Schedule A/B: Property** (Official Form 106A/B) lists property interests that are involved in a bankruptcy case. All individuals filing for bankruptcy must list everything they own or have a legal or equitable interest in. *Legal or equitable interest* is a broad term and includes all kinds of property interests in both tangible and intangible property, whether or not anyone else has an interest in that property. The information in this form is grouped by category and includes several examples for many items. Note that those examples are meant to give you an idea of what to include in the categories. They are not intended to be complete lists of everything within that category. Make sure you list everything you own or have an interest in.
- **Schedule C: The Property You Claim as Exempt** (Official Form 106C) Before you fill out this form, you must learn which set of exemptions you can use. In Michigan, you must pick either the state exemptions provided by state law (MCL § 600.5451) or the federal exemptions provided by the Bankruptcy Code (11 U.S.C. § 522). You must use either all state exemptions or all federal exemptions; you cannot pick some state and some federal. Using the property and values that you listed on Schedule A/B: Property (Official Form 106A/B) as your source, list on this form the property that you claim as exempt. If your spouse is filing with you, you both must use the same set of exemptions. In a joint case, both debtors must file a separate Schedule C.
- **Schedule D: Creditors Who Have Claims Secured by Property** (Official Form 106D) list all creditors who have a claim that is secured by your property, or anyone who has judgment liens, garnishments, statutory liens, mortgages, deeds of trust, and other security interests against your property. When listing creditors who have secured claims, be sure to include all of them.
- **Schedule E/F: Creditors Who Have Unsecured Claims** (Official Form 106E/F) lists everyone who has an unsecured claim against you when you file your bankruptcy petition, unless you have already listed them on Schedule D: Creditors Who Have Claims Secured by Your Property (Official Form 106D). List all unsecured creditors in each part of the form in alphabetical order as much as possible. Even if you plan to pay a creditor, you must list that creditor. In bankruptcy cases, *priority unsecured claims* are those debts that the Bankruptcy Code requires to be paid before most other unsecured claims are paid. The most common priority unsecured claims are certain income tax debts and past due alimony or child support. *Nonpriority unsecured claims* are those debts that generally will be paid after priority unsecured claims are paid. The most common examples of nonpriority unsecured claims are credit card bills, medical bills, and educational loans.
- **Schedule G: Executory Contracts and Unexpired Leases** (Official Form 106G) lists your ongoing leases and certain contracts. You must list all agreements that may be executory contracts or unexpired leases, even if they are listed on *Schedule A/B: Property* (Official Form 106A/B). *Executory contracts* are contracts between you and someone else in which neither you nor the other party has performed all of the requirements by the time you file for bankruptcy. *Unexpired leases* are leases that are still in effect; the lease period has not yet ended.
- **Schedule H: Your Codebtors** (Official Form 106H) lists all of your codebtors and the creditors to whom you owe the debt. For example, if someone cosigned for the car loan that you owe, you must list that person on this form.

- **Schedule I: Your Income** (Official Form 106I) will give the details about your employment and monthly income as of the date you file this form. If you are married and your spouse is living with you, include information about your spouse even if your spouse is not filing with you. If you are separated and your spouse is not filing with you, do not include information about your spouse.
- **Schedule J: Your Expenses** (Official Form 106J) provides an estimate of the monthly expenses, as of the date you file for bankruptcy, for you, your dependents, and the other people in your household whose income is included on Schedule I: Your Income (Official Form 106I). If you are married and are filing individually, include your non-filing spouse's expenses unless you are separated. If you are filing jointly and Debtor 1 and Debtor 2 keep separate households, Debtor 2 must complete and include Schedule J-2: Expenses for Separate Household of Debtor 2 (Official Form 106J-2).
- **Summary of Your Assets and Liabilities and Certain Statistical Information** (Official Form 106Sum) After you fill out all of the Schedules, and Chapter 7 Statement of Your Current Monthly Income, complete this form to report the totals of certain information that you listed.
- **Declaration About an Individual Debtor's Schedules** (Official Form 106Dec) is signed by the debtor(s) attesting under penalty of perjury that the documents you are filing with the Court are "true and correct to my best knowledge, information and belief."
- **Declaration Under Penalty of Perjury for Debtor(s) without Attorney** (Local Form) indicates whether the debtor has had assistance with the preparation of the bankruptcy filing. If anyone helped you, including a friend or relative, you need to list that person on this form.
- **Bankruptcy Petition Preparer's Notice, Declaration, and Signature** (Official Form 119) is filed only if you had the assistance of a bankruptcy petition preparer. The petition preparer completes and signs the form under the penalty of perjury. In addition, there is a place for your signature.
- **Statement of Financial Affairs for Individuals Filing for Bankruptcy** (Official Form 107) provides a summary of your financial history over certain periods of time before you file for bankruptcy. If you are an individual in a bankruptcy case, you must fill out this statement. 11 U.S.C. § 521(a) and Bankruptcy Rule 1007(b)(1). If you are married and your spouse is not filing this case with you, you need only provide information on this form about your spouse if you are filing under chapter 12 or chapter 13 and are not separated from your spouse.
- **Statement of Intention for Individuals Filing Under Chapter 7** (Official Form 108) If you are an individual filing under chapter 7, you must fill out the *Statement of Intention for Individuals Filing Under Chapter 7* (Official Form 108) if: (1) creditors have claims secured by your property, or (2) you have leased personal property and the lease has not expired. If you have property that is collateral (or security) for a claim, you must state what you intend to do with that property. You may choose either to surrender the property to the creditor, or retain the property.
- **Chapter 7 Statement of Your Current Monthly Income** (Official Form 122A-1) must be filed by individual Chapter 7 debtors. This form will determine your current monthly income and compare whether your income is more than the median income for households of the same size in

Michigan. If your income is not above the median, there is no presumption of abuse and you do not have to fill out Form 122A-2.

There are three check boxes at the top of first page of the Chapter 7 Statement of Your Current Monthly Income (Official Form 122A-1) form:

1. There is no presumption of abuse;
 2. The calculation to determine if a presumption of abuse applies will be made under Chapter 7 Means Test Calculation (Official Form 122A-2); and
 3. The Means Test does not apply now because of qualified military service but it could apply later.
- **Statement of Exemption from Presumption of Abuse Under 707(b)(2)** (Official Form 122A-1 Supp) determines whether you are exempted from the presumption of abuse because you do not have primarily consumer debts or because you have provided certain military or homeland defense services. If you have primarily non-consumer debts or have qualifying military service, this form must be filed. This supplemental form will be filed with the Chapter 7 Statement of Your Current Monthly Income (Official Form 122A-1).
 - **Chapter 7 Means Test Calculation** (Official Form 122A-2) is only filed by debtors whose monthly income is above the applicable state median.
 - **Chapter 13 Statement of Your Current Monthly Income and Calculation of Commitment Period** (Official Form 122C-1) must be filed by Chapter 13 debtors. In Chapter 13 cases the Chapter 13 Calculation of Your Disposable Income (Official Form 122 C-2) form is used to determine your disposable income and how much you can pay creditors under a 3- or 5-year plan.
 - **Chapter 11 Statement of Your Current Monthly Income** (Official Form 122B) must be filed by individual Chapter 11 debtors.

Much like a tax form, the Official Form 122 forms are complex and will require much effort to complete accurately. To complete the form you will need to know the median family income in your location and the IRS guidelines for expenses and allowances. That information can be found through a link on the Court's web site www.mieb.uscourts.gov under *Means Testing Information (Census Bureau and IRS data)*.

FILING FEE

Every bankruptcy petition requires a filing fee. The fee amounts are available on the Court's website. Fees are payable by cash (exact amount) certified check or money order. Personal checks, credit cards and debit cards are not accepted. If you are unable to pay the fee upfront there are two possible options. You may file an Application for Individuals to Pay the Filing Fee in Installments or you may file an Application to Have the Chapter 7 Filing Fee Waived (Chapter 7 only). Both application forms are available in this packet, on the Court's web site or from the Clerk's Office.

To qualify for a waiver of the filing fee you must earn less than 150% of the poverty level; this information is published annually by the U.S. Department of Health and Human Services. The poverty level amounts are available at www.uscourts.gov. If you think that you qualify, you must complete and

file the Application to Have the Chapter 7 Filing Fee Waived which must be approved by a judge. If your application is denied, you must pay the fee in full or you may request to pay the fee in installments by filing a motion. If you miss one of the installment payments, or if the fee is not paid in full, your case will be dismissed and no part of the filing fee can be returned.

WHERE TO FILE

The Eastern District of Michigan has three offices located in Detroit, Flint, and Bay City. Please see addresses below.

U.S. Bankruptcy Court
211 W. Fort, 17th Floor
Detroit, MI 48226

U.S. Bankruptcy Court
226 W. Second Street
Flint, MI 48502

U.S. Bankruptcy Court
111 First Street
Bay City, MI 48708

SOME DETAILS OF THE BANKRUPTCY PROCESS

- Meeting of Creditors Pursuant to 11 U.S.C. §341(a)

Shortly after your bankruptcy is filed, the Court will send you and all creditors listed on your matrix a “Notice of Chapter ____ Bankruptcy Case, Meeting of Creditors, & Deadlines.” In the space after ‘Chapter’, the notice will indicate which chapter you filed: 7, 11, or 13. This notice alerts creditors that you have filed a bankruptcy petition and that they may be prohibited from taking certain actions against you or your property to collect a debt. It also informs them of key deadlines such as

- (1) the time within which they have to file a Proof of Claim, if it appears that there will be assets that can be liquidated to pay creditors;
- (2) the time within which to file a complaint objecting to the discharge of their particular debt under 11 U.S.C. §523(a) or objecting to the discharge of all debts under 11 U.S.C. §727(a) and,
- (3) the time within which to object to the property you claimed as exempt property (your Schedule C).

The notice has important information that you should read.

The notice of the meeting of creditors informs you and the creditors of a specific date, time and location for the meeting of creditors, which you must attend and your creditors are invited to attend if they wish. The notice also informs everyone that a trustee has been assigned to the case, and the name, address and other contact information for the trustee. It is the trustee’s role to examine you at the meeting of creditors regarding your financial situation and to determine if you have any assets that may not be exempt.

You must bring two forms of identification with you to the meeting of creditors, such as a driver’s license and social security card. The trustee will examine these to verify that you are who you say you are in the bankruptcy petition. The trustee will ask you to verify that you completed the petition and schedules and that they are accurate and complete. He or she will then ask certain questions about the information you provided on your petition and the assets that you have listed in the petition. In a Chapter 7 case, if the trustee is satisfied that you have disclosed everything

and if there are no assets that he or she can sell, then he or she will file a “no asset report” with the Court. This tells the Court and everyone that the trustee has examined you and has found no non-exempt assets that can be sold for the benefit of your creditors. All meetings of creditors are recorded on audio tape. The trustee will administer an oath to each debtor in which the debtor swears to answer all questions truthfully. Be aware that failing to answer any question truthfully may subject you to federal prosecution for perjury.

▪ Required Documentation

The law requires that you provide the trustee, at least 7-days before the scheduled meeting of creditors with the documentation listed below. Copies of these documents must be sent directly to your trustee and you must bring the originals, if available, with you to your meeting of creditors. Also, if a creditor requests a copy of your tax return at least 5 days before the meeting of creditors, then you must also provide a copy of your return to that creditor. You must be sure to delete or black out certain private information, such as the names of your children, account numbers (except for the last 4-digits), dates of birth (except the year), and you must only give the last four digits of any social security numbers. Failure to provide the required documentation to your trustee may result in dismissal of your bankruptcy case. And remember, dismissal may impact the imposition or length of the automatic stay in any subsequent case filed within 12 months.

Required documents:

- Evidence of income for the 60 days before you filed your bankruptcy – if unemployed, provide statement of how you support yourself (including government assistance)
- Income tax returns for the last 2 years (federal, state and city, if applicable) – if you haven’t filed taxes, provide statement explaining why
- Bank statements for the 90 days before you filed your bankruptcy petition
- Certificates of title for any vehicles/boats
- A current statement from each secured creditor (mortgage, car loan, etc.) stating the amount you owe to them
- Recorded mortgages for any real estate
- Recorded deeds and land contracts for any real estate
- Current property tax statements for any real estate
- Divorce judgments and property settlement agreements for the last year
- The name, address and telephone number of each holder of a Domestic Support Obligation (e.g. alimony or child support)

▪ After the Meeting of Creditors – Chapter 7 cases

Once the meeting of creditors ends you may not hear from the trustee again unless he or she learns of something that raises a question that requires information from you or some further investigation. As noted above, the creditors and the trustee have a 60-day deadline to file complaints concerning your discharge. The 60 days run from the date of the meeting of creditors. They may seek an extension of that time by filing a motion with the court. Any pleading filed

with the court will be sent to you so that you are aware of it and have the opportunity to respond, if you think it is necessary. Once that 60-days has passed and no extension has been granted, the Court will enter a discharge, provided all other requirements have been met (fee paid in full, all necessary documents filed, meeting of creditors held and closed, trustee report filed, financial management course completed and certificate filed with Court). Basically, the discharge order relieves you of any personal liability for all dischargeable debts list in your bankruptcy.

- Financial Management Course

The bankruptcy law requires that all individual debtors attend an approved course in financial management after they file bankruptcy and before they can receive a discharge. The Office of the United States Trustee has approved companies which provide financial management courses. A list of the approved providers of these courses can be found on this Court's website www.mieb.uscourts.gov under the link *Debtor Education*. Upon completion of the financial management course you must file Official Form 423 ***Certification About a Financial Management Course***. Please note that this requirement is different from the credit counseling that you completed prior to filing your bankruptcy case. The financial management certificate must be filed to receive a discharge of debts.

- Bankruptcy Crime

If you hide assets or property from the trustee, or fail to disclose information accurately and completely on your schedules, you may be prosecuted by the United States Attorney for a bankruptcy crime under Title 18 of the United States Code.

The trustee represented the interests of the creditors. You are required by law to cooperate with the trustee and to disclose all assets, wherever located and by whoever held, in which you may have any interest. Failure to cooperate with the trustee may cause the trustee to file a complaint objecting to your discharge under 11 U.S.C. §727(a). The bankruptcy judge would hear any complaint filed against you by any party. Please see the sections below for more information about objections to discharge.

- The Discharge Order - Chapter 7

Once the time to file complaints objecting to the discharge under 11 U.S.C. §523(a) and §727(a) has elapsed (60-days from the meeting of creditors plus any extensions of time granted by the Court), the Court will enter a discharge order that effectively relieves the debtor from personal liability for any dischargeable debts. The discharge is mailed to the debtor and to all creditors.

Remember, a discharge will only be entered if you have completed all the required steps; attended the U.S. Trustee-approved credit counseling before filing; attended the meeting of creditors and any continuations of the meeting; complied with all reasonable requests from the trustee; filed all of the documents required under 11 U.S.C. §521; completed a U.S. Trustee-approved financial management course; and lastly, any dischargeability/discharge complaints filed against you in the bankruptcy court were resolved in your favor.

- What Are Dischargeable Debts?

11 U.S.C. §523, entitled “Exceptions to discharge,” and §727, entitled “Discharge,” relate to debts that are not discharged in bankruptcy. A reading of §727(b) gives some indication of what are dischargeable debts:

“(b) Except as provided in section 523 of this title, a discharge under subsection (a) of this section discharges the debtor from all debts that arose before the date of the order for relief under this chapter, and any liability on a claim that is determined under section 502 of this title as if such claim had arisen before the commencement of the case, whether or not a proof of claim based on any such debt or liability is filed under section 501 of this title, and whether or not a claim based on any such debt or liability is allowed under section 502 of this title. “

Section 523 lists nineteen (19) types of debt that are not discharged, for example:

- taxes within a specified period of time;
- debts based on fraud or false representation;
- student loans;
- domestic support obligations and expenses incurred in the course of a divorce or separation agreement;
- fines and penalties owed to government units, such as parking or traffic tickets;
- consumer debts owed a single creditor aggregating \$500 or more for luxury goods and services within 90-days before the filing and cash advances within 70-days before the filing;
- debts due to embezzlement or larceny;
- debts for willful and malicious injury to a person or property;
- death or injury caused while driving a vehicle under the influence of alcohol or drugs;
- restitution

POSSIBLE EVENTS

▪ Objection to Exemptions

The trustee or a creditor may object to the exemptions you claimed. You would have to respond in writing to the objection and appear at a hearing in Court to represent your position. **Note that by local rule a party filing a pleading is required to serve that pleading on all interested parties and file a certificate of service that service was made with the name and address of each party served.** Service can be done by a person over the age of 18, but usually it is done by sending the pleading to the other party via first class mail.

▪ Complaint Objecting to Discharge or Dischargeability of a Debt

The trustee or a creditor may file a complaint objecting to the discharge under either or both the


discharge sections (11 U.S.C. §§523 and 727). The complaint is actually a civil action and all the related discovery motions are available to the parties. A party may conduct depositions, request answers to interrogatories, request a stipulation to the facts, etc. You would need to respond appropriately to whatever motion or request a party might file. As noted in the paragraph above, you must file a certificate of service indicating to whom you sent your response.

- Reaffirmation Agreements

11 U.S.C. §524(c) allows you and a creditor to enter into an agreement, called a reaffirmation or reaffirmation agreement. This is a legally enforceable document in which you promise to repay all or a portion of a debt that otherwise may have been discharged in your bankruptcy case. Oftentimes the agreement involves an automobile in which the creditor has a security interest.

To be valid and enforceable, a reaffirmation agreement must be filed with the court. The reaffirmation must be filed with the court before the discharge is granted. If an individual is not represented by an attorney during the negotiating of the reaffirmation agreement, then the Court must hold a hearing to approve the agreement. The Court must find that the reaffirmation does not impose an undue hardship on the debtor or the debtor's dependents and that it is in the best interest of the debtor. The debtor can rescind the agreement prior to the discharge being granted or within 60 days after the agreement is filed with the Court, whichever is later, by giving notice to the other party to the agreement, i.e., the creditor.

Reaffirmation agreements are strictly voluntary; they are not required by bankruptcy law or any other state or federal law. You can voluntarily repay any debt instead of signing a reaffirmation agreement, but there may be valid reasons for wanting to reaffirm a particular debt. ***Note that if you reaffirm a debt and fail to make the payments required in the reaffirmation agreement, the creditor can take action against you to recover any property that was given as security for the loan and you may remain personally liable for any deficiency or other remaining debt.***



BEFORE you file bankruptcy, you MUST take a credit counseling course.

If you file bankruptcy without taking credit counseling first, YOUR CASE MAY BE DISMISSED and you may not be able to reinstate it.

A list of approved credit counseling agencies is available on the Court's website:

www.mieb.uscourts.gov



Bankruptcy Petition Preparers

- People who advertize themselves as “bankruptcy petition preparers” are not lawyers and are not authorized to give you legal advice when preparing your petition.
- Their role is strictly to complete your forms for you with the information that you provide to them.

If a bankruptcy petition preparer give you advice about what papers are legally appropriate and what should or should not be included on schedules, be very cautious about taking their advice. Petition preparers are not attorneys and you should not rely solely on information they give you.

- If you do use a bankruptcy petition prepare, you must disclose their name and information to the court. If you do not, there may be serious consequences, including denial of a discharge

Most of the required forms in a bankruptcy case are available for free on the internet at:

~ <http://www.uscourts.gov/FormsAndFees/Forms/BankruptcyForms.aspx> (federal forms)

~ <http://www.mieb.uscourts.gov/forms/all-forms> (local forms)

Note: You can also get the required forms for a Chapter 7 bankruptcy in person at the Intake Counter at the Clerk’s Office (211 W. Fort Street, 17th Floor, Detroit, MI 48226)

***** You do not need to hire a bankruptcy petition preparer to get the required forms *****

Completing the required forms correctly can be complicated and confusing and the Clerk’s Office strongly recommends that you obtain the advice of an attorney. Bankruptcy petition preparers cannot give you such legal advice.

By Court order, a bankruptcy petition preparer **CANNOT** charge you more than **\$100** for his/her services.

UNITED STATES BANKRUPTCY COURT
FOR THE EASTERN DISTRICT OF MICHIGAN

2010 APR 20 P 3:14

In re:

Maximum Allowable Fee Chargeable
by a Bankruptcy Petition Preparer

Administrative Order
NO: 10-21

**ORDER REGARDING MAXIMUM ALLOWABLE FEE CHARGEABLE
BY A
BANKRUPTCY PETITION PREPARER**

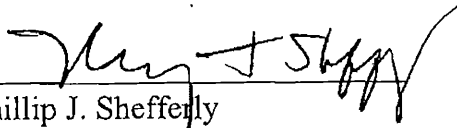
Section 110 of the Bankruptcy Code, 11 U.S.C. Section 110, provides for the disallowance and turnover of any fee found to be in excess of the value of services rendered by a bankruptcy petition preparer. In order to provide prospective debtors and petition preparers with information about what would be an excessive fee for services rendered by a bankruptcy petition preparer in this district, the bankruptcy judges of this district have decided to enter this Administrative Order, pursuant to Sections 105 and 110 of the Bankruptcy Code. In establishing a presumptive maximum allowable fee chargeable by a bankruptcy petition preparer, the bankruptcy judges of this district have relied upon their collective experience concerning fees actually charged by petition preparers in this district, as well as the limited nature of the services that bankruptcy petition preparers may perform under Section 110 of the Bankruptcy Code and state law limitations on the unauthorized practice of law.


IT IS THEREFORE ORDERED that:


1. The presumptive maximum allowable fee chargeable by a bankruptcy petition preparer in any case is \$100.
2. The clerk of court shall give a copy of this Administrative Order to each pro se debtor at the time a petition is presented for filing.
3. Only a Bankruptcy Petition Preparer may file a motion with the Court seeking fees in an amount greater than the \$100 fee allowable by this order. The motion must be filed with an affidavit stating the facts which support the increase in fees. The affidavit must also include a statement that the debtor has reviewed the motion and affidavit. The motion and affidavit must be filed


within 14 days after the date of the filing of a petition, and served on the debtor(s), case trustee and the U.S. Trustee. A hearing will be scheduled on all motions unless the Court determines that a hearing is unnecessary.


4. Any bankruptcy petition preparer who charges a fee in excess of the value of services rendered shall be subject to sanctions under Section 110 of the Bankruptcy Code, including, but not limited to, the disallowance and turnover of any fee found to be in excess of the fee allowed by this order or by an order of the Court.
5. If the Supreme Court promulgates rules under section 2075 of title 28, or if the Judicial Conference of the United States prescribes guidelines, for setting a maximum allowable fee chargeable by a bankruptcy petition preparer, as provided under Section 110(h)(1) of the Bankruptcy Code, such rules or guidelines will supersede this Administrative Order.


Phillip J. Shefferty
Chief Judge,
United States Bankruptcy Court


Marci B. McIvor
United States Bankruptcy Judge


Steven W. Rhodes
United States Bankruptcy Judge


Thomas J. Tucker
United States Bankruptcy Judge


Walter Shapero
United States Bankruptcy Judge


Daniel Opperman
United States Bankruptcy Judge

Dated: APRIL 20, 2010

NOTICE TO DEBTORS WITHOUT AN ATTORNEY

To protect individuals who file for bankruptcy, the Office of the U.S. Trustee is responsible for making sure that Bankruptcy Petition Preparers, *persons other than attorneys*, are following the rules in the bankruptcy laws.

In support of this effort, the Office of the U.S. Trustee has obtained Judgments from the Court which prohibit the following individuals and entities from assisting others in filing cases in the U.S. Bankruptcy Court, Eastern District of Michigan. Any individual or entity listed below may **not** help you prepare your Bankruptcy papers. These individuals and entities may **not** take any money for helping you.

Alela Rendfro (aka Jennifer)	Gerald Cooper	Natasha Bascus (known affiliates: Freeman Saxton Law Firm, J. Freeman Law Firm, Karen Shepard, Secure Law Center)
Alexis Realty Solutions, LLC	Gordon Gooch	Otis Williams, III
Alonzo Harris, Jr.	Greater 1 Expectations	Patrick Peer (known affiliates: Peer Financial Services)
Alonzo Morgan	Greg Bohl	Paul Rawlins
Alton Jenkins	Gwendolyn Hylton	Paulletto Rogers
American Online Bankruptcy	Henry Ihejirika	Raymond Chace
Amina Williams	Henry Ihejirika (known affiliates: Geoff Barnes, Geoff Bar-Nes)	Rene Niquette (known affiliates: Jennifer Schroeder, Patrick Peer, Peer Financial Services)
Anna Samuels (dba Sister's Legal Services)	Jeffrey Giordano (known affiliates: Ruth Graham fka Ruth Silva, RHS, Real Help Group Services, RHG Services, Chapter 7 Bankruptcy Store, Leonard Bickers, Edward Lucas, Bankruptcy Office)	Rolondo Campbell
Anthony Brown	Jerome Johnson	Roscoe Copeland
Anthony Craig Paul	Jill Armstrong (known affiliates: Rocky Mountain Pro Se, LLC)	Saxton Freeman (known affiliate of Natasha Bascus)
Aprill Tubbs-Streeter	Jimmy Carter	Second Chance Credit (2nd Chance Credit)
A.S.A.P. Foreclosure Assistance, LLC	John Hall Mayton (known affiliates: John Hall, John Mayton, J.H. Mayton, Mayton John Hall)	Shariea Hampton
ASAP Foreclosure Help, LLC	John James Fitzsimmons (known affiliates: Rene Niquette)	Shealia Tyson
Betty Taylor	Joseph Debenedictis	Sherry L. Matthews
Bret Sandman (known affiliates: Liberty Debt)	Joseph Tillman	Starellen Carter
C. Eden	Julie Bennett	Tena Martin, Chapter 13 Consulting Co. LLC
Calvin Washington	Julie M. Jefferson (Freedom Rings Doc. Preparation)	The Michigan Document Company, LLC
Cecelia A. Kelly	Justin Jurist	The Alternative to Attorneys, Inc.
Charles Sullivan	Kamilah Walid	Terrell Thomas
Christopher Jenkins	Kandace Howard	Tiffani Fyfe
Craig Griffith	Karen D. Clark (known affiliates: Karen D. Clark, LLC)	Trawanna Williams
Crane and Shore, Inc.	Kathryn Henry	USABankruptcy Associates.com
Crystal Neal	Katrina Binns (aka Khatryna Binns, Greater 1 Expectations)	Valerie McPhaul
Da'Yona Green	K. Watkins	Vernon C. Taylor
Darryl Mathis	Keenya Murray	Vicki Hicks
David S. Broadworth	Kelly Averhart	William Harvey
David Taylor	Kelly Robbenolt (known affiliates: Miller, Barbara; Schau Mason; Stowers, Glynda; Thomas, Betsy; Natasha Jones Robbenolt; Richard Dwyer, Joseph Collier, Christopher Stephens, Jasmine Jamell)	Yolanda McGee, Loveberry Paralegal Services
Davon Brown	Ken Moorhead (known affiliates: David Olson)	1st Choice Bankruptcy Preparation
Dawnn L. Long	Kenneth Allen (known affiliates: Tax Resolution Specialists, Deborah Ladd, Len Moreland fka Kenneth Pangelinan)	
Debra Rawlins	Kenneth Scales (aka Mr. Braxton)	
Delilah Hargrove	Kenya Palmer	
Denise Harris	Kimberly Devers	
DMB Self Help Information Network, Inc.	Kimon Hutchinson	
Donald Govan	Lakenya Snipes	
Donna Goolsby (known affiliates: Goodrich Legal Services)	Lamonique Davidson (KCA Associates)	
Doshia M. Banks	Lamont Eckridge	
Dyke Marler (known affiliates: Richard Parker, Paralegal Services)	Latika Billups/T.A.G. Documents	
Dyke L. Marler	Lawanda Taylor	
E3A	Leonard Bickers	
Edith Walker	Lisa J. Sutton	
Emily Dozier	Marie A. Robinson	
Emmanuel Assaf	Mark Twain Hall Enterprises	
Erica M. Dawson	Mary J. McDonald-Barnes	
Eva Lyles Dukuray	Michael Cooper (Michael Baumhaft dba Michael Cooper)	
Evergreen Associates Corp (known affiliates: Sophie Han, John Richard Rizzotti)	Michael Grelner	
Foreclosure Law Center (known affiliates: Drew Alia, GMK Solutions,	Moses Crawford (known affiliates: Payment Reduction Services Inc., New York Mortgage Auditors)	
Mark Goldstein		
Georgena Pace	NAARI Housing Counseling Agency	

If you have paid money for help in preparing your bankruptcy papers or for help in any part of your bankruptcy, the person that helped you is required to sign various documents stating exactly what you paid and what services you received.

If you have received assistance, even if you did not put it in your papers or paid for help in preparing your papers, please tell the Trustee at your first meeting of creditors. You should also contact Karen Riggs, paralegal, at Karen.riggs@usdoj.gov or (313) 226-7259.

Available Legal Services

Legal aid services are available throughout Michigan. Below you will find a list of local legal aid agencies.

LEGAL AID AND DEFENDER ASSOCIATION, INC.

Headquarters	Client Service Center	Oakland County	Macomb County
613 Abbott Detroit, MI 48226 877-964-4700	1240 Third Street Detroit, MI 48226 313-967-5800	Oakland Towne Center 28 N. Saginaw St. Pontiac, MI 48342 248-253-1548	23 Market St. Mt. Clemens, MI 48043 586-465-1344

LAKESHORE LEGAL AID

Macomb Office
21885 Dunham Road
Suite 4
Clinton Twp, MI 48036
888-783-8190 (Counsel and Advocacy Law Line)
Hotline: 888-783-8190

LEGAL SERVICES OF SOUTH CENTRAL MICHIGAN, INC.

Jackson/Monroe/Lenawee County
540 N. Jackson St.
Jackson, MI 48201
517-787-6111

WAYNE COUNTY NEIGHBORHOOD LEGAL SERVICES **(debtors 60 and over, ONLY)**

455 W. Fort St. Suite 214 Detroit, MI 48226 313-964-1975	440 East Congress Suite 350 Detroit, MI 48226 313-874-5820
---	---

DETROIT METROPOLITAN BAR ASSOCIATION VOLUNTEER LEGAL SERVICES

645 Griswold St.
Suite 3550
Detroit, MI 48226
313-961-6120 ext. 203

ACCESS TO BANKRUPTCY COURT

Access to Bankruptcy Court provides an experienced bankruptcy attorney, **free of charge**, to low income individuals seeking relief under chapter 7 of the Bankruptcy Code. Access to Bankruptcy Court is a nonprofit 501(c)(3) organization supported by grants from charitable foundations and donations from the local insolvency community.

To find out if you qualify, go to www.accesstobankruptcycourt.com and fill out the online application, or request a paper application be sent to you via U.S. Mail by calling Pam Jozwiak at (248) 540-3340.

Chapter 7 Required Documents Checklist

Forms available at no cost at <http://www.mieb.uscourts.gov>

To open a bankruptcy case, you must file at least these documents:

- ☐ Voluntary Petition (Form 101)
- ☐ Filing fee of \$338 (or application to waive or pay installments)
- ☐ Certificate of Credit Counseling (obtained from agency) (or certificate of exigent circumstances with a motion for approval of exigent circumstances or motion to excuse credit counseling)

The following documents are due within **7 days** of filing the Voluntary Petition (The court strongly recommends that these documents be filed at the same time as the Voluntary Petition):

- ☐ Bankruptcy Petition Cover Sheet (Local Form)
- ☐ Statement About Your Social Security Numbers (Form 121)
- ☐ List of Creditors (also called Mailing Matrix – see Matrix Guidelines at <http://www.mieb.uscourts.gov>)

The following documents are due within **14 days** of filing the Voluntary Petition (The court strongly recommends that these documents be filed at the same time as the Voluntary Petition):

- ☐ Declaration Under Penalty of Perjury for Debtor without Attorney (Local Form)
- ☐ Schedule A/B (Property) (Form 106A/B)
- ☐ Schedule C (Property You Claim as Exempt) (Form 106C)
- ☐ Schedule D (Creditors Who Hold Claims Secured by Property) (Form 106D)
- ☐ Schedule E/F (Creditors Who Have Unsecured Claims) (Form 106E/F)
- ☐ Schedule G (Executory Contracts and Unexpired Leases) (Form 106G)
- ☐ Schedule H (Your Co-debtors) (Form 106H)
- ☐ Schedule I (Your Income) (Form 106I)
- ☐ Schedule J (Your Expenses) (Form 106J)
- ☐ Schedule J-2 (Expenses for Separate Household of Debtor 2) (Form 106J-2) (if applicable)
- ☐ Summary of Your Assets and Liabilities and Certain Statistical Information (Form 106)
- ☐ Declaration About an Individual Debtor's Schedules (Form 106Dec)
- ☐ Statement of Financial Affairs (Form 107)
- ☐ Chapter 7 Statement of Your Current Monthly Income (Form 122A-1)
- ☐ Chapter 7 Means Test Calculation (Form 122A-2, if applicable)
- ☐ Statement of Intention (Form 108) **file within 30 days of filing or date of Meeting of Creditors
- ☐ Bankruptcy Petition Preparer's Notice, Declaration and Signature (if applicable) (Form 119)
- ☐ Statement of Petition Preparer Pursuant to F.R.BANKR.P 2016(c) (if applicable) (Local Form)

The following document is due within 60 days after the first date set for the Meeting of Creditors:

- ☐ Certification About a Financial Management Course (obtained from agency)

The Court may dismiss the debtor's case if any of the items above are late

If your case is dismissed you will have to pay another fee to reopen the case and you may not receive the protection of the automatic stay if you file a new case

Note: This checklist is for informational purposes only and should not be considered legal advice. You should consult an attorney for individual advice.

Application for Individuals to Pay the Filing Fee in Installments (Official Form 103A)

If you cannot afford to pay the full filing fee when you first file for bankruptcy, you may pay the fee in installments. However, in most cases, you must pay the entire fee within 120 days after you file, and the court must approve your payment timetable. Your debts will not be discharged until you pay your entire fee.

Do not file this form if you can afford to pay your full fee when you file.

If you are filing under chapter 7 and cannot afford to pay the full filing fee at all, you may be qualified to ask the court to waive your filing fee. See *Application to Have Your Chapter 7 Filing*

Fee Waived (Official Form 103B).

If a bankruptcy petition preparer helped you complete this form, make sure that person fills out the *Bankruptcy Petition Preparer's Notice, Declaration, and Signature* (Official Form 119); include a copy of it when you file this application.

This form includes a proposed order for use by the court in considering the application. The court may modify the form of the order or use its own version of the order.

Fill in this information to identify your case:

Debtor 1
First Name Middle Name Last Name

Debtor 2
(Spouse, if filing) First Name Middle Name Last Name

United States Bankruptcy Court for the: District of

Case number
(If known)

☐ Check if this is an amended filing

Official Form 103A

Application for Individuals to Pay the Filing Fee in Installments

12/15

Be as complete and accurate as possible. If two married people are filing together, both are equally responsible for supplying correct information.

Part 1: Specify Your Proposed Payment Timetable

1. Which chapter of the Bankruptcy Code are you choosing to file under?

- ☐ Chapter 7
☐ Chapter 11
☐ Chapter 12
☐ Chapter 13

2. You may apply to pay the filing fee in up to four installments. Fill in the amounts you propose to pay and the dates you plan to pay them. Be sure all dates are business days. Then add the payments you propose to pay.

You must propose to pay the entire fee no later than 120 days after you file this bankruptcy case. If the court approves your application, the court will set your final payment timetable.

You propose to pay...

\$

☐ With the filing of the petition

☐ On or before this date..... MM / DD / YYYY

\$

On or before this date..... MM / DD / YYYY

\$

On or before this date..... MM / DD / YYYY

+ \$

On or before this date..... MM / DD / YYYY

Total

\$

◀ Your total must equal the entire fee for the chapter you checked in line 1.

Part 2: Sign Below

By signing here, you state that you are unable to pay the full filing fee at once, that you want to pay the fee in installments, and that you understand that:

- You must pay your entire filing fee before you make any more payments or transfer any more property to an attorney, bankruptcy petition preparer, or anyone else for services in connection with your bankruptcy case.
- You must pay the entire fee no later than 120 days after you first file for bankruptcy, unless the court later extends your deadline. Your debts will not be discharged until your entire fee is paid.
- If you do not make any payment when it is due, your bankruptcy case may be dismissed, and your rights in other bankruptcy proceedings may be affected.

x
Signature of Debtor 1

x
Signature of Debtor 2

x
Your attorney's name and signature, if you used one

Date
MM / DD / YYYY

Date
MM / DD / YYYY

Date
MM / DD / YYYY

Fill in this information to identify the case:

Debtor 1 _____
First Name Middle Name Last Name

Debtor 2 _____
(Spouse, if filing) First Name Middle Name Last Name

United States Bankruptcy Court for the: _____ District of _____

Case number _____
(If known)

Chapter filing under:

- ☐ Chapter 7
☐ Chapter 11
☐ Chapter 12
☐ Chapter 13

Order Approving Payment of Filing Fee in Installments

After considering the *Application for Individuals to Pay the Filing Fee in Installments* (Official Form 103A), the court orders that:

☐ The debtor(s) may pay the filing fee in installments on the terms proposed in the application.

☐ The debtor(s) must pay the filing fee according to the following terms:

<u>You must pay...</u>	<u>On or before this date...</u>
\$ _____	_____ Month / day / year
\$ _____	_____ Month / day / year
\$ _____	_____ Month / day / year
+ \$ _____	_____ Month / day / year
Total	
\$ _____	

Until the filing fee is paid in full, the debtor(s) must not make any additional payment or transfer any additional property to an attorney or to anyone else for services in connection with this case.

Month / day / year

By the court:

United States Bankruptcy Judge

Application to Have the Chapter 7 Filing Fee Waived (Official Form 103B)

The fee for filing a bankruptcy case under chapter 7 is \$338. If you cannot afford to pay the entire fee now in full or in installments within 120 days, use this form. If you can afford to pay your filing fee in installments, see *Application for Individuals to Pay the Filing Fee in Installments* (Official Form 103A).

If you file this form, you are asking the court to waive your fee. After reviewing your application, the court may waive your fee, set a hearing for further investigation, or require you to pay the fee in installments or in full.

For your fee to be waived, all of these statements must be true:

- You are filing for bankruptcy under chapter 7.
- You are an individual.
- The total combined monthly income for your family is less than 150% of the official poverty guideline last published by the U.S. Department of Health and Human Services (DHHS). (For more information about the guidelines, go to <http://www.uscourts.gov>.)
- You cannot afford to pay the fee in installments.

Your family includes you, your spouse, and any

dependents listed on *Schedule I*. Your family may be different from your *household*, referenced on *Schedules I* and *J*. Your household may include your unmarried partner and others who live with you and with whom you share income and expenses.

If a **bankruptcy** petition preparer helped you complete this form, make sure that person fills out *Bankruptcy Petition Preparer's Notice, Declaration, and Signature* (Official Form 119); include a copy of it when you file this application.

If you have already completed the following forms, the information on them may help you when you fill out this application:

- *Schedule A/B: Property* (Official Form 106A/B)
- *Schedule I: Your Income* (Official Form 106I)
- *Schedule J: Your Expenses* (Official Form 106J)

This form includes a proposed order for use by the court in considering the application. The court may modify the form of the order or use its own version of the order.

Fill in this information to identify your case:

Debtor 1
First Name _____ Middle Name _____ Last Name _____

Debtor 2
(Spouse, if filing) First Name _____ Middle Name _____ Last Name _____

United States Bankruptcy Court for the: _____ District of _____

Case number
(if known) _____

☐ Check if this is an amended filing

Official Form 103B

Application to Have the Chapter 7 Filing Fee Waived

12/15

Be as complete and accurate as possible. If two married people are filing together, both are equally responsible for supplying correct information. If more space is needed, attach a separate sheet to this form. On the top of any additional pages, write your name and case number (if known).

Part 1: Tell the Court About Your Family and Your Family's Income

1. What is the size of your family?

Your family includes you, your spouse, and any dependents listed on *Schedule J: Your Expenses* (Official Form 106J).

Check all that apply:

- ☐ You
☐ Your spouse
☐ Your dependents

How many dependents? _____

Total number of people _____

2. Fill in your family's average monthly income.

Include your spouse's income if your spouse is living with you, even if your spouse is not filing.

Do not include your spouse's income if you are separated and your spouse is not filing with you.

Add your income and your spouse's income. Include the value (if known) of any non-cash governmental assistance that you receive, such as food stamps (benefits under the Supplemental Nutrition Assistance Program) or housing subsidies.

If you have already filled out *Schedule I: Your Income*, see line 10 of that schedule.

That person's average monthly net income (take-home pay)

You \$ _____

Your spouse + \$ _____

Subtotal \$ _____

Subtract any non-cash governmental assistance that you included above.

— \$ _____

Your family's average monthly net income

Total \$ _____

3. Do you receive non-cash governmental assistance?

- ☐ No
☐ Yes. Describe.....

Type of assistance

4. Do you expect your family's average monthly net income to increase or decrease by more than 10% during the next 6 months?

- ☐ No
☐ Yes. Explain.

5. Tell the court why you are unable to pay the filing fee in installments within 120 days. If you have some additional circumstances that cause you to not be able to pay your filing fee in installments, explain them.

Part 2: Tell the Court About Your Monthly Expenses**6. Estimate your average monthly expenses.**

Include amounts paid by any government assistance that you reported on line 2. \$ _____

If you have already filled out *Schedule J, Your Expenses*, copy line 22 from that form.

7. Do these expenses cover anyone who is not included in your family as reported in line 1?☐ No☐ Yes. Identify who.....**8. Does anyone other than you regularly pay any of these expenses?**☐ No☐ Yes. How much do you regularly receive as contributions? \$ _____ monthly

If you have already filled out *Schedule I: Your Income*, copy the total from line 11.

9. Do you expect your average monthly expenses to increase or decrease by more than 10% during the next 6 months?☐ No☐ Yes. Explain**Part 3: Tell the Court About Your Property**

If you have already filled out *Schedule A/B: Property (Official Form 106A/B)* attach copies to this application and go to Part 4.

10. How much cash do you have?

Examples: Money you have in your wallet, in your home, and on hand when you file this application

Cash: \$ _____

11. Bank accounts and other deposits of money?

Examples: Checking, savings, money market, or other financial accounts; certificates of deposit; shares in banks, credit unions, brokerage houses, and other similar institutions. If you have more than one account with the same institution, list each. Do not include 401(k) and IRA accounts.

Checking account: _____

Savings account: _____

Other financial accounts: _____

Other financial accounts: _____

Institution name: _____

Amount: _____

\$ _____

\$ _____

\$ _____

\$ _____

12. Your home? (if you own it outright or are purchasing it)

Examples: House, condominium, manufactured home, or mobile home

Number Street _____

City State ZIP Code _____

Current value: \$ _____

Amount you owe on mortgage and liens: \$ _____

13. Other real estate?

Number Street _____

City State ZIP Code _____

Current value: \$ _____

Amount you owe on mortgage and liens: \$ _____

14. The vehicles you own?

Examples: Cars, vans, trucks, sports utility vehicles, motorcycles, tractors, boats

Make: _____

Model: _____

Year: _____

Mileage _____

Current value: \$ _____

Amount you owe on liens: \$ _____

Make: _____

Model: _____

Year: _____

Mileage _____

Current value: \$ _____

Amount you owe on liens: \$ _____

15. Other assets?**Describe the other assets:**

Do not include household items and clothing.

Current value: \$ _____

Amount you owe on liens: \$ _____

16. Money or property due you?**Who owes you the money or property?****How much is owed?**

Do you believe you will likely receive payment in the next 180 days?

Examples: Tax refunds, past due or lump sum alimony, spousal support, child support, maintenance, divorce or property settlements, Social Security benefits, workers' compensation, personal injury recovery

\$ _____
 \$ _____

☐ No☐ Yes. Explain:
Part 4:**Answer These Additional Questions****17. Have you paid anyone for services for this case, including filling out this application, the bankruptcy filing package, or the schedules?**☐ No☐ Yes. **Whom did you pay?** Check all that apply:☐ An attorney☐ A bankruptcy petition preparer, paralegal, or typing service☐ Someone else _____**How much did you pay?**

\$ _____

18. Have you promised to pay or do you expect to pay someone for services for your bankruptcy case?☐ No☐ Yes. **Whom do you expect to pay?** Check all that apply:☐ An attorney☐ A bankruptcy petition preparer, paralegal, or typing service☐ Someone else _____**How much do you expect to pay?**

\$ _____

19. Has anyone paid someone on your behalf for services for this case?☐ No☐ Yes. **Who was paid on your behalf?** Check all that apply:☐ An attorney☐ A bankruptcy petition preparer, paralegal, or typing service☐ Someone else _____**Who paid?**

Check all that apply:

☐ Parent☐ Brother or sister☐ Friend☐ Pastor or clergy☐ Someone else _____**How much did someone else pay?**

\$ _____

20. Have you filed for bankruptcy within the last 8 years?☐ No☐ Yes. District _____ When _____ Case number _____
MM/ DD/ YYYYDistrict _____ When _____ Case number _____
MM/ DD/ YYYYDistrict _____ When _____ Case number _____
MM/ DD/ YYYY**Part 5:****Sign Below**

By signing here under penalty of perjury, I declare that I cannot afford to pay the filing fee either in full or in installments. I also declare that the information I provided in this application is true and correct.

x

Signature of Debtor 1

x

Signature of Debtor 2

Date _____
MM / DD / YYYYDate _____
MM / DD / YYYY

Fill in this information to identify the case:

Debtor 1
First Name Middle Name Last Name

Debtor 2
(Spouse, if filing) First Name Middle Name Last Name

United States Bankruptcy Court for the: District of

Case number
(If known)

Order on the Application to Have the Chapter 7 Filing Fee Waived

After considering the debtor's *Application to Have the Chapter 7 Filing Fee Waived* (Official Form 103B), the court orders that the application is:

☐ **Granted.** However, the court may order the debtor to pay the fee in the future if developments in administering the bankruptcy case show that the waiver was unwarranted.

☐ **Denied.** The debtor must pay the filing fee according to the following terms:

<u>You must pay...</u>	<u>On or before this date...</u>
\$	Month / day / year
\$	Month / day / year
\$	Month / day / year
+ \$	Month / day / year
Total	

If the debtor would like to propose a different payment timetable, the debtor must file a motion promptly with a payment proposal. The debtor may use *Application for Individuals to Pay the Filing Fee in Installments* (Official Form 103A) for this purpose. The court will consider it.

The debtor must pay the entire filing fee before making any more payments or transferring any more property to an attorney, bankruptcy petition preparer, or anyone else in connection with the bankruptcy case. The debtor must also pay the entire filing fee to receive a discharge. If the debtor does not make any payment when it is due, the bankruptcy case may be dismissed and the debtor's rights in future bankruptcy cases may be affected.

☐ **Scheduled for hearing.**

A hearing to consider the debtor's application will be held

on at AM / PM at
Month / day / year Address of courthouse

If the debtor does not appear at this hearing, the court may deny the application.

By the court: United States Bankruptcy Judge
Month / day / year

Fill in this information to identify your case:

United States Bankruptcy Court for the:

____ District of _____
(State)

Case number (if known): _____ Chapter you are filing under:

- ☐ Chapter 7
☐ Chapter 11
☐ Chapter 12
☐ Chapter 13

☐ Check if this is an
amended filing

Official Form 101

Voluntary Petition for Individuals Filing for Bankruptcy

12/22

The bankruptcy forms use *you* and *Debtor 1* to refer to a debtor filing alone. A married couple may file a bankruptcy case together—called a *joint case*—and in joint cases, these forms use *you* to ask for information from both debtors. For example, if a form asks, “Do you own a car,” the answer would be yes if either debtor owns a car. When information is needed about the spouses separately, the form uses *Debtor 1* and *Debtor 2* to distinguish between them. In joint cases, one of the spouses must report information as *Debtor 1* and the other as *Debtor 2*. The same person must be *Debtor 1* in all of the forms.

Be as complete and accurate as possible. If two married people are filing together, both are equally responsible for supplying correct information. If more space is needed, attach a separate sheet to this form. On the top of any additional pages, write your name and case number (if known). Answer every question.

Part 1: Identify Yourself

	About Debtor 1:	About Debtor 2 (Spouse Only in a Joint Case):
1. Your full name Write the name that is on your government-issued picture identification (for example, your driver's license or passport). Bring your picture identification to your meeting with the trustee.	First name _____ Middle name _____ Last name _____ Suffix (Sr., Jr., II, III) _____	First name _____ Middle name _____ Last name _____ Suffix (Sr., Jr., II, III) _____
2. All other names you have used in the last 8 years Include your married or maiden names and any assumed, trade names and <i>doing business as</i> names. Do NOT list the name of any separate legal entity such as a corporation, partnership, or LLC that is not filing this petition.	First name _____ Middle name _____ Last name _____ First name _____ Middle name _____ Last name _____ Business name (if applicable) _____ Business name (if applicable) _____	First name _____ Middle name _____ Last name _____ First name _____ Middle name _____ Last name _____ Business name (if applicable) _____ Business name (if applicable) _____
3. Only the last 4 digits of your Social Security number or federal Individual Taxpayer Identification number (ITIN)	XXX — XX — _____ OR 9 XX — XX — _____	XXX — XX — _____ OR 9 XX — XX — _____

About Debtor 1:**About Debtor 2 (Spouse Only in a Joint Case):****4. Your Employer Identification Number (EIN), if any.**

EIN _____

EIN _____

EIN _____

EIN _____

5. Where you live

Number Street

City State ZIP Code

County

If your mailing address is different from the one above, fill it in here. Note that the court will send any notices to you at this mailing address.

Number Street

P.O. Box

City State ZIP Code

If Debtor 2 lives at a different address:

Number Street

City State ZIP Code

County

If Debtor 2's mailing address is different from yours, fill it in here. Note that the court will send any notices to this mailing address.

Number Street

P.O. Box

City State ZIP Code

6. Why you are choosing this district to file for bankruptcy*Check one:*

☐ Over the last 180 days before filing this petition, I have lived in this district longer than in any other district.

☐ I have another reason. Explain.
(See 28 U.S.C. § 1408.)

Check one:

☐ Over the last 180 days before filing this petition, I have lived in this district longer than in any other district.

☐ I have another reason. Explain.
(See 28 U.S.C. § 1408.)

Part 2: Tell the Court About Your Bankruptcy Case**7. The chapter of the Bankruptcy Code you are choosing to file under**

Check one. (For a brief description of each, see *Notice Required by 11 U.S.C. § 342(b) for Individuals Filing for Bankruptcy* (Form 2010)). Also, go to the top of page 1 and check the appropriate box.

- ☐ Chapter 7
- ☐ Chapter 11
- ☐ Chapter 12
- ☐ Chapter 13

8. How you will pay the fee

- ☐ **I will pay the entire fee when I file my petition.** Please check with the clerk's office in your local court for more details about how you may pay. Typically, if you are paying the fee yourself, you may pay with cash, cashier's check, or money order. If your attorney is submitting your payment on your behalf, your attorney may pay with a credit card or check with a pre-printed address.
- ☐ **I need to pay the fee in installments.** If you choose this option, sign and attach the *Application for Individuals to Pay The Filing Fee in Installments* (Official Form 103A).
- ☐ **I request that my fee be waived** (You may request this option only if you are filing for Chapter 7. By law, a judge may, but is not required to, waive your fee, and may do so only if your income is less than 150% of the official poverty line that applies to your family size and you are unable to pay the fee in installments). If you choose this option, you must fill out the *Application to Have the Chapter 7 Filing Fee Waived* (Official Form 103B) and file it with your petition.

9. Have you filed for bankruptcy within the last 8 years?

- ☐ No
- ☐ Yes. District _____ When _____ Case number _____
MM / DD / YYYY
- District _____ When _____ Case number _____
MM / DD / YYYY
- District _____ When _____ Case number _____
MM / DD / YYYY

10. Are any bankruptcy cases pending or being filed by a spouse who is not filing this case with you, or by a business partner, or by an affiliate?

- ☐ No
- ☐ Yes. Debtor _____ Relationship to you _____
District _____ When _____ Case number, if known _____
MM / DD / YYYY
- Debtor _____ Relationship to you _____
District _____ When _____ Case number, if known _____
MM / DD / YYYY

11. Do you rent your residence?

- ☐ No. Go to line 12.
- ☐ Yes. Has your landlord obtained an eviction judgment against you?
- ☐ No. Go to line 12.
- ☐ Yes. Fill out *Initial Statement About an Eviction Judgment Against You* (Form 101A) and file it as part of this bankruptcy petition.

Part 3: Report About Any Businesses You Own as a Sole Proprietor**12. Are you a sole proprietor of any full- or part-time business?**

A sole proprietorship is a business you operate as an individual, and is not a separate legal entity such as a corporation, partnership, or LLC.

If you have more than one sole proprietorship, use a separate sheet and attach it to this petition.

- ☐ No. Go to Part 4.
- ☐ Yes. Name and location of business

Name of business, if any

Number Street

City

State

ZIP Code

Check the appropriate box to describe your business:

- ☐ Health Care Business (as defined in 11 U.S.C. § 101(27A))
- ☐ Single Asset Real Estate (as defined in 11 U.S.C. § 101(51B))
- ☐ Stockbroker (as defined in 11 U.S.C. § 101(53A))
- ☐ Commodity Broker (as defined in 11 U.S.C. § 101(6))
- ☐ None of the above

13. Are you filing under Chapter 11 of the Bankruptcy Code, and are you a small business debtor or a debtor as defined by 11 U.S.C. § 1182(1)?

For a definition of *small business debtor*, see 11 U.S.C. § 101(51D).

If you are filing under Chapter 11, the court must know whether you are a small business debtor or a debtor choosing to proceed under Subchapter V so that it can set appropriate deadlines. If you indicate that you are a small business debtor or you are choosing to proceed under Subchapter V, you must attach your most recent balance sheet, statement of operations, cash-flow statement, and federal income tax return or if any of these documents do not exist, follow the procedure in 11 U.S.C. § 1116(1)(B).

- ☐ No. I am not filing under Chapter 11.
- ☐ No. I am filing under Chapter 11, but I am NOT a small business debtor according to the definition in the Bankruptcy Code.
- ☐ Yes. I am filing under Chapter 11, I am a small business debtor according to the definition in the Bankruptcy Code, and I do not choose to proceed under Subchapter V of Chapter 11.
- ☐ Yes. I am filing under Chapter 11, I am a debtor according to the definition in § 1182(1) of the Bankruptcy Code, and I choose to proceed under Subchapter V of Chapter 11.

Part 4: Report if You Own or Have Any Hazardous Property or Any Property That Needs Immediate Attention**14. Do you own or have any property that poses or is alleged to pose a threat of imminent and identifiable hazard to public health or safety? Or do you own any property that needs immediate attention?**

For example, do you own perishable goods, or livestock that must be fed, or a building that needs urgent repairs?

- ☐ No
- ☐ Yes. What is the hazard?

If immediate attention is needed, why is it needed?

Where is the property?

Number Street

City

State

ZIP Code

Part 5: Explain Your Efforts to Receive a Briefing About Credit Counseling**15. Tell the court whether you have received a briefing about credit counseling.**

The law requires that you receive a briefing about credit counseling before you file for bankruptcy. You must truthfully check one of the following choices. If you cannot do so, you are not eligible to file.

If you file anyway, the court can dismiss your case, you will lose whatever filing fee you paid, and your creditors can begin collection activities again.

About Debtor 1:

You must check one:

- ☐ I received a briefing from an approved credit counseling agency within the 180 days before I filed this bankruptcy petition, and I received a certificate of completion.

Attach a copy of the certificate and the payment plan, if any, that you developed with the agency.

- ☐ I received a briefing from an approved credit counseling agency within the 180 days before I filed this bankruptcy petition, but I do not have a certificate of completion.

Within 14 days after you file this bankruptcy petition, you MUST file a copy of the certificate and payment plan, if any.

- ☐ I certify that I asked for credit counseling services from an approved agency, but was unable to obtain those services during the 7 days after I made my request, and exigent circumstances merit a 30-day temporary waiver of the requirement.

To ask for a 30-day temporary waiver of the requirement, attach a separate sheet explaining what efforts you made to obtain the briefing, why you were unable to obtain it before you filed for bankruptcy, and what exigent circumstances required you to file this case.

Your case may be dismissed if the court is dissatisfied with your reasons for not receiving a briefing before you filed for bankruptcy.

If the court is satisfied with your reasons, you must still receive a briefing within 30 days after you file. You must file a certificate from the approved agency, along with a copy of the payment plan you developed, if any. If you do not do so, your case may be dismissed.

Any extension of the 30-day deadline is granted only for cause and is limited to a maximum of 15 days.

- ☐ I am not required to receive a briefing about credit counseling because of:

☐ **Incapacity.** I have a mental illness or a mental deficiency that makes me incapable of realizing or making rational decisions about finances.

☐ **Disability.** My physical disability causes me to be unable to participate in a briefing in person, by phone, or through the internet, even after I reasonably tried to do so.

☐ **Active duty.** I am currently on active military duty in a military combat zone.

If you believe you are not required to receive a briefing about credit counseling, you must file a motion for waiver of credit counseling with the court.

About Debtor 2 (Spouse Only in a Joint Case):

You must check one:

- ☐ I received a briefing from an approved credit counseling agency within the 180 days before I filed this bankruptcy petition, and I received a certificate of completion.

Attach a copy of the certificate and the payment plan, if any, that you developed with the agency.

- ☐ I received a briefing from an approved credit counseling agency within the 180 days before I filed this bankruptcy petition, but I do not have a certificate of completion.

Within 14 days after you file this bankruptcy petition, you MUST file a copy of the certificate and payment plan, if any.

- ☐ I certify that I asked for credit counseling services from an approved agency, but was unable to obtain those services during the 7 days after I made my request, and exigent circumstances merit a 30-day temporary waiver of the requirement.

To ask for a 30-day temporary waiver of the requirement, attach a separate sheet explaining what efforts you made to obtain the briefing, why you were unable to obtain it before you filed for bankruptcy, and what exigent circumstances required you to file this case.

Your case may be dismissed if the court is dissatisfied with your reasons for not receiving a briefing before you filed for bankruptcy.

If the court is satisfied with your reasons, you must still receive a briefing within 30 days after you file. You must file a certificate from the approved agency, along with a copy of the payment plan you developed, if any. If you do not do so, your case may be dismissed.

Any extension of the 30-day deadline is granted only for cause and is limited to a maximum of 15 days.

- ☐ I am not required to receive a briefing about credit counseling because of:

☐ **Incapacity.** I have a mental illness or a mental deficiency that makes me incapable of realizing or making rational decisions about finances.

☐ **Disability.** My physical disability causes me to be unable to participate in a briefing in person, by phone, or through the internet, even after I reasonably tried to do so.

☐ **Active duty.** I am currently on active military duty in a military combat zone.

If you believe you are not required to receive a briefing about credit counseling, you must file a motion for waiver of credit counseling with the court.

Part 6: Answer These Questions for Reporting Purposes**16. What kind of debts do you have?**

16a. Are your debts primarily consumer debts? *Consumer debts* are defined in 11 U.S.C. § 101(8) as "incurred by an individual primarily for a personal, family, or household purpose."

- ☐ No. Go to line 16b.
☐ Yes. Go to line 17.

16b. Are your debts primarily business debts? *Business debts* are debts that you incurred to obtain money for a business or investment or through the operation of the business or investment.

- ☐ No. Go to line 16c.
☐ Yes. Go to line 17.

16c. State the type of debts you owe that are not consumer debts or business debts.

17. Are you filing under Chapter 7?

☐ No. I am not filing under Chapter 7. Go to line 18.

☐ Yes. I am filing under Chapter 7. Do you estimate that after any exempt property is excluded and administrative expenses are paid that funds will be available to distribute to unsecured creditors?

- ☐ No
☐ Yes

Do you estimate that after any exempt property is excluded and administrative expenses are paid that funds will be available for distribution to unsecured creditors?

18. How many creditors do you estimate that you owe?

- ☐ 1-49
☐ 50-99
☐ 100-199
☐ 200-999

- ☐ 1,000-5,000
☐ 5,001-10,000
☐ 10,001-25,000

- ☐ 25,001-50,000
☐ 50,001-100,000
☐ More than 100,000

19. How much do you estimate your assets to be worth?

- ☐ \$0-\$50,000
☐ \$50,001-\$100,000
☐ \$100,001-\$500,000
☐ \$500,001-\$1 million

- ☐ \$1,000,001-\$10 million
☐ \$10,000,001-\$50 million
☐ \$50,000,001-\$100 million
☐ \$100,000,001-\$500 million

- ☐ \$500,000,001-\$1 billion
☐ \$1,000,000,001-\$10 billion
☐ \$10,000,000,001-\$50 billion
☐ More than \$50 billion

20. How much do you estimate your liabilities to be?

- ☐ \$0-\$50,000
☐ \$50,001-\$100,000
☐ \$100,001-\$500,000
☐ \$500,001-\$1 million

- ☐ \$1,000,001-\$10 million
☐ \$10,000,001-\$50 million
☐ \$50,000,001-\$100 million
☐ \$100,000,001-\$500 million

- ☐ \$500,000,001-\$1 billion
☐ \$1,000,000,001-\$10 billion
☐ \$10,000,000,001-\$50 billion
☐ More than \$50 billion

Part 7: Sign Below**For you**

I have examined this petition, and I declare under penalty of perjury that the information provided is true and correct.

If I have chosen to file under Chapter 7, I am aware that I may proceed, if eligible, under Chapter 7, 11, 12, or 13 of title 11, United States Code. I understand the relief available under each chapter, and I choose to proceed under Chapter 7.

If no attorney represents me and I did not pay or agree to pay someone who is not an attorney to help me fill out this document, I have obtained and read the notice required by 11 U.S.C. § 342(b).

I request relief in accordance with the chapter of title 11, United States Code, specified in this petition.

I understand making a false statement, concealing property, or obtaining money or property by fraud in connection with a bankruptcy case can result in fines up to \$250,000, or imprisonment for up to 20 years, or both. 18 U.S.C. §§ 152, 1341, 1519, and 3571.

X

Signature of Debtor 1

Executed on

MM / DD / YYYY

X

Signature of Debtor 2

Executed on

MM / DD / YYYY

For your attorney, if you are represented by one

If you are not represented by an attorney, you do not need to file this page.

I, the attorney for the debtor(s) named in this petition, declare that I have informed the debtor(s) about eligibility to proceed under Chapter 7, 11, 12, or 13 of title 11, United States Code, and have explained the relief available under each chapter for which the person is eligible. I also certify that I have delivered to the debtor(s) the notice required by 11 U.S.C. § 342(b) and, in a case in which § 707(b)(4)(D) applies, certify that I have no knowledge after an inquiry that the information in the schedules filed with the petition is incorrect.

X

Signature of Attorney for Debtor

Date

MM / DD / YYYY

Printed name

Firm name

Number Street

City

State

ZIP Code

Contact phone

Email address

Bar number

State

For you if you are filing this bankruptcy without an attorney**If you are represented by an attorney, you do not need to file this page.**

The law allows you, as an individual, to represent yourself in bankruptcy court, but **you should understand that many people find it extremely difficult to represent themselves successfully. Because bankruptcy has long-term financial and legal consequences, you are strongly urged to hire a qualified attorney.**

To be successful, you must correctly file and handle your bankruptcy case. The rules are very technical, and a mistake or inaction may affect your rights. For example, your case may be dismissed because you did not file a required document, pay a fee on time, attend a meeting or hearing, or cooperate with the court, case trustee, U.S. trustee, bankruptcy administrator, or audit firm if your case is selected for audit. If that happens, you could lose your right to file another case, or you may lose protections, including the benefit of the automatic stay.

You must list all your property and debts in the schedules that you are required to file with the court. Even if you plan to pay a particular debt outside of your bankruptcy, you must list that debt in your schedules. If you do not list a debt, the debt may not be discharged. If you do not list property or properly claim it as exempt, you may not be able to keep the property. The judge can also deny you a discharge of all your debts if you do something dishonest in your bankruptcy case, such as destroying or hiding property, falsifying records, or lying. Individual bankruptcy cases are randomly audited to determine if debtors have been accurate, truthful, and complete.

Bankruptcy fraud is a serious crime; you could be fined and imprisoned.

If you decide to file without an attorney, the court expects you to follow the rules as if you had hired an attorney. The court will not treat you differently because you are filing for yourself. To be successful, you must be familiar with the United States Bankruptcy Code, the Federal Rules of Bankruptcy Procedure, and the local rules of the court in which your case is filed. You must also be familiar with any state exemption laws that apply.

Are you aware that filing for bankruptcy is a serious action with long-term financial and legal consequences?

☐ No☐ Yes

Are you aware that bankruptcy fraud is a serious crime and that if your bankruptcy forms are inaccurate or incomplete, you could be fined or imprisoned?

☐ No☐ Yes

Did you pay or agree to pay someone who is not an attorney to help you fill out your bankruptcy forms?

☐ No☐ Yes. Name of Person _____

Attach *Bankruptcy Petition Preparer's Notice, Declaration, and Signature* (Official Form 119).

By signing here, I acknowledge that I understand the risks involved in filing without an attorney. I have read and understood this notice, and I am aware that filing a bankruptcy case without an attorney may cause me to lose my rights or property if I do not properly handle the case.

X_____
Signature of Debtor 1

Date

MM / DD / YYYY

Contact phone

Cell phone

Email address

X_____
Signature of Debtor 2

Date

MM / DD / YYYY

Contact phone

Cell phone

Email address

Fill in this information to identify your case:

Debtor 1 _____
First Name Middle Name Last Name

Debtor 2 _____
(Spouse, if filing) First Name Middle Name Last Name

United States Bankruptcy Court for the: _____ District of _____
(State)

Case number _____
(if known)

Official Form 101A

Initial Statement About an Eviction Judgment Against You

12/15

File this form with the court and serve a copy on your landlord when you first file bankruptcy only if:

- you rent your residence; and
- your landlord has obtained a judgment for possession in an eviction, unlawful detainer action, or similar proceeding (called *eviction judgment*) against you to possess your residence.

Landlord's name _____

Landlord's address _____

Number Street

City State ZIP Code

If you want to stay in your rented residence after you file your case for bankruptcy, also complete the certification below.

Certification About Applicable Law and Deposit of Rent

I certify under penalty of perjury that:

- ☐ Under the state or other nonbankruptcy law that applies to the judgment for possession (*eviction judgment*), I have the right to stay in my residence by paying my landlord the entire delinquent amount.
- ☐ I have given the bankruptcy court clerk a deposit for the rent that would be due during the 30 days after I file the *Voluntary Petition for Individuals Filing for Bankruptcy* (Official Form 101).

X

Signature of Debtor 1

X

Signature of Debtor 2

Date _____
MM / DD / YYYY

Date _____
MM / DD / YYYY

- Stay of Eviction:** (a) **First 30 days after bankruptcy.** If you checked both boxes above, signed the form to certify that both apply, and served your landlord with a copy of this statement, the automatic stay under 11 U.S.C. § 362(a)(3) will apply to the continuation of the eviction against you for 30 days after you file your *Voluntary Petition for Individuals Filing for Bankruptcy* (Official Form 101).
- (b) **Stay after the initial 30 days.** If you wish to stay in your residence after that 30-day period and continue to receive the protection of the automatic stay under 11 U.S.C. § 362(a)(3), you must pay the entire delinquent amount to your landlord as stated in the eviction judgment before the 30-day period ends. You must also fill out *Statement About Payment of an Eviction Judgment Against You* (Official Form 101B), file it with the bankruptcy court, and serve your landlord a copy of it before the 30-day period ends.

Check the Bankruptcy Rules (<http://www.uscourts.gov/rules-policies/current-rules-practice-procedure>) and the local court's website (to find your court's website, go to <http://www.uscourts.gov/court-locator>) for any specific requirements that you might have to meet to serve this statement. 11 U.S.C. §§ 362(b)(22) and 362(l)

UNITED STATES BANKRUPTCY COURT
Eastern District of Michigan

In re:

Case No. _____

Debtor(s). _____/

BANKRUPTCY PETITION COVER SHEET

(The debtor must complete and file this form with the petition in every bankruptcy case. Instead of filling in the boxes on the petition requiring information on prior and pending cases, the debtor may refer to this form.)

Part 1

"Companion cases," as defined in L.B.R. 1073-1(b), are cases involving any of the following: (1) The same debtor; (2) A corporation and any majority shareholder thereof; (3) Affiliated corporations; (4) A partnership and any of its general partners; (5) An individual and his or her general partner; (6) An individual and his or her spouse; or (7) Individuals or entities with any substantial identity of financial interest or assets.

Has a "companion case" to this case ever been filed at any time in this district or any other district? Yes _____ No _____
 (If yes, complete Part 2.)

Part 2

For each companion case, state in chronological order of cases: (Attach supplemental sheets if necessary.)

	First Case	Second Case	Third Case
Name on petition	_____	_____	_____
Relationship to this case	_____	_____	_____
Case Number	_____	_____	_____
Chapter	_____	_____	_____
Date filed	_____	_____	_____
District	_____	_____	_____
Division	_____	_____	_____
Judge	_____	_____	_____
Status/Disposition	_____	_____	_____

(Pending, confirmed & still open, confirmed & closed, dismissed before/after confirmation, discharged, etc.)

If the present case is a Chapter 13 case, state for each companion case:

Attorney _____
 Legal fee \$ _____ \$ _____ \$ _____
 Proposed legal fee in this case \$ _____
 Changes in circumstances which lead the debtor to reasonably believe that the current plan will be successful.

Part 3 - In a Chapter 13 Case Only

The Debtor(s) certify, re: 11 U.S.C. § 1328(f):

[indicate which]

- ☐ Debtor(s) received a discharge issued in a case filed under Chapter 7, 11, or 12 during the 4-years before filing this case.
- ☐ Debtor(s) did **not** receive a discharge issued in a case filed under Chapter 7, 11, or 12 during the 4-years before filing this case.
- ☐ Debtor(s) received a discharge in a Chapter 13 case filed during the 2-years before filing this case.
- ☐ Debtor(s) did **not** receive a discharge in a Chapter 13 case filed during the 2-years before filing this case.

I declare under penalty of perjury that I have read this form and that it is true and correct to the best of my information and belief..

Debtor _____

Debtor _____

Debtor's Attorney _____

Date: _____

Fill in this information to identify your case:

United States Bankruptcy Court for the:

_____ District of _____

Case number (if known): _____

Official Form 121

Statement About Your Social Security Numbers

12/15

Use this form to tell the court about any Social Security or federal Individual Taxpayer Identification numbers you have used. Do not file this form as part of the public case file. This form must be submitted separately and must not be included in the court's public electronic records. Please consult local court procedures for submission requirements.

To protect your privacy, the court will not make this form available to the public. You should not include a full Social Security Number or Individual Taxpayer Number on any other document filed with the court. The court will make only the last four digits of your numbers known to the public. However, the full numbers will be available to your creditors, the U.S. Trustee or bankruptcy administrator, and the trustee assigned to your case.

Making a false statement, concealing property, or obtaining money or property by fraud in connection with a bankruptcy case can result in fines up to \$250,000, or imprisonment for up to 20 years, or both. 18 U.S.C. §§ 152, 1341, 1519, and 3571.

Part 1: Tell the Court About Yourself and Your spouse if Your Spouse is Filing With You

For Debtor 1:

For Debtor 2 (Only If Spouse Is Filing):

1. Your name

First name _____

First name _____

Middle name _____

Middle name _____

Last name _____

Last name _____

Part 2: Tell the Court About all of Your Social Security or Federal Individual Taxpayer Identification Numbers

2. All Social Security Numbers you have used

☐ You do not have a Social Security number.

☐ You do not have a Social Security number.

3. All federal Individual Taxpayer Identification Numbers (ITIN) you have used

9 _____
9 _____

9 _____
9 _____

☐ You do not have an ITIN.

☐ You do not have an ITIN.

Part 3: Sign Below

Under penalty of perjury, I declare that the information I have provided in this form is true and correct.

Under penalty of perjury, I declare that the information I have provided in this form is true and correct.

x _____
Signature of Debtor 1

x _____
Signature of Debtor 2

Date _____
MM / DD / YYYY

Date _____
MM / DD / YYYY

UNITED STATES BANKRUPTCY COURT
Eastern District of Michigan

In re:

Case No. _____

Chapter: _____

Hon. _____

Debtor(s) / _____

**DECLARATION UNDER PENALTY OF
PERJURY FOR DEBTOR(S) WITHOUT AN ATTORNEY**

The debtor(s) shall answer the following questions:

1. Did you have help in preparing the documents for your bankruptcy filing : [] Yes [] No
2. If you did have help, who helped you:

Name _____

Address _____

City/State/Zip _____

Telephone No. _____

Soc. Sec. No. _____

3. If you did have help, what did you give or promise to give for this help? (Fill in all blanks)

	Money		Property		Services
Paid	\$ _____	What	_____	What	_____
Owed	\$ _____	Value	\$ _____	Value	\$ _____

Note: Per Administrative Order 10-21. The maximum allowable fee chargeable by a bankruptcy petition preparer is \$100.00.

4. Did you make any payment to the preparer for Court costs in connection with filing the petition? [] Yes [] No If so, how much \$ _____

I declare under penalty of perjury that the above statements are true.

Debtor's Signature _____

Debtor's Signature _____

Bankruptcy Petition Preparer _____

Print Name _____

Print Name _____

Print Name _____

Address _____

Address _____

Address _____

Telephone No. _____

Telephone No. _____

Telephone No. _____

WARNING: It is a federal crime to file a document containing false information in a federal court proceeding. Penalty for false declaration; Fine of not more than \$250,000 or imprisonment for not more than 5-years or both-18 U.S.C. §152 and U.S.C. §3571.

Notice Required by 11 U.S.C. § 342(b) for Individuals Filing for Bankruptcy (Form 2010)

This notice is for you if:

You are an Individual filing for bankruptcy
and

Your debts are primarily consumer debts.
Consumer debts are defined in 11 U.S.C.
§ 541(c)(2) as "incurred by an individual
primarily for a personal, family, or
household purpose."

The types of bankruptcy that are available to individuals

Individuals who meet the qualifications may file
under one of four different chapters of the
Bankruptcy Code:

- Chapter 7 - Liquidation
- Chapter 11 - Reorganization
- Chapter 12 - Voluntary repayment plan
for family farmers or
fishermen
- Chapter 13 - Voluntary repayment plan
for individuals with regular
income

**You should have an attorney review your
decision to file for bankruptcy and the choice of
chapter.**

Chapter 7: Liquidation

	\$245	filing fee
	\$78	administrative fee
+	\$15	trustee surcharge
	\$338	total fee

Chapter 7 is for individuals who have financial
difficulty preventing them from paying their
debts and who are willing to allow their non-
exempt property to be used to pay their
creditors. The primary purpose of filing under
chapter 7 is to have your debts discharged.
The bankruptcy discharge relieves you after
bankruptcy from having to pay many of your
pre-bankruptcy debts. Exceptions exist for
particular debts, and liens on property may still
be enforced after discharge. For example, a
creditor may have the right to foreclose a home
mortgage or repossess an automobile.

However, if the court finds that you have
committed certain kinds of improper conduct
described in the Bankruptcy Code, the court
may deny your discharge.

You should know that even if you file
chapter 7 and you receive a discharge, some
debts are not discharged under the law.
Therefore, you may still be responsible to pay:

- most taxes;
- most student loans;
- domestic support and property settlement
obligations;

- most fines, penalties, forfeitures, and criminal restitution obligations; and
- certain debts that are not listed in your bankruptcy papers.

You may also be required to pay debts arising from:

- fraud or theft;
- fraud or defalcation while acting in breach of fiduciary capacity;
- intentional injuries that you inflicted; and
- death or personal injury caused by operating a motor vehicle, vessel, or aircraft while intoxicated from alcohol or drugs.

If your debts are primarily consumer debts, the court can dismiss your chapter 7 case if it finds that you have enough income to repay creditors a certain amount. You must file *Chapter 7 Statement of Your Current Monthly Income* (Official Form 122A-1) if you are an individual filing for bankruptcy under chapter 7. This form will determine your current monthly income and compare whether your income is more than the median income that applies in your state.

If your income is not above the median for your state, you will not have to complete the other chapter 7 form, the *Chapter 7 Means Test Calculation* (Official Form 122A-2).

If your income is above the median for your state, you must file a second form—the *Chapter 7 Means Test Calculation* (Official Form 122A-2). The calculations on the form—sometimes called the *Means Test*—deduct from your income living expenses and payments on certain debts to determine any amount available to pay unsecured creditors. If

your income is more than the median income for your state of residence and family size, depending on the results of the *Means Test*, the U.S. trustee, bankruptcy administrator, or creditors can file a motion to dismiss your case under § 707(b) of the Bankruptcy Code. If a motion is filed, the court will decide if your case should be dismissed. To avoid dismissal, you may choose to proceed under another chapter of the Bankruptcy Code.

If you are an individual filing for chapter 7 bankruptcy, the trustee may sell your property to pay your debts, subject to your right to exempt the property or a portion of the proceeds from the sale of the property. The property, and the proceeds from property that your bankruptcy trustee sells or liquidates that you are entitled to, is called *exempt property*. Exemptions may enable you to keep your home, a car, clothing, and household items or to receive some of the proceeds if the property is sold.

Exemptions are not automatic. To exempt property, you must list it on *Schedule C: The Property You Claim as Exempt* (Official Form 106C). If you do not list the property, the trustee may sell it and pay all the proceeds to your creditors.

Chapter 11: Reorganization

	\$1,167 filing fee
+	\$571 administrative fee
	\$1,738 total fee

Chapter 11 is often used for reorganizing a business, but is also available to individuals. The provisions of chapter 11 are too complicated to summarize briefly.

Read These Important Warnings

Because bankruptcy can have serious long-term financial and legal consequences, including loss of your property, you should hire an attorney and carefully consider all of your options before you file. Only an attorney can give you legal advice about what can happen as a result of filing for bankruptcy and what your options are. If you do file for bankruptcy, an attorney can help you fill out the forms properly and protect you, your family, your home, and your possessions.

Although the law allows you to represent yourself in bankruptcy court, you should understand that many people find it difficult to represent themselves successfully. The rules are technical, and a mistake or inaction may harm you. If you file without an attorney, you are still responsible for knowing and following all of the legal requirements.

You should not file for bankruptcy if you are not eligible to file or if you do not intend to file the necessary documents.

Bankruptcy fraud is a serious crime; you could be fined and imprisoned if you commit fraud in your bankruptcy case. Making a false statement, concealing property, or obtaining money or property by fraud in connection with a bankruptcy case can result in fines up to \$250,000, or imprisonment for up to 20 years, or both. 18 U.S.C. §§ 152, 1341, 1519, and 3571.

Chapter 12: Repayment plan for family farmers or fishermen

	\$200 filing fee
+	<u>\$78 Administrative fee</u>
	\$278 total fee

Similar to chapter 13, chapter 12 permits family farmers and fishermen to repay their debts over a period of time using future earnings and to discharge some debts that are not paid.

Chapter 13: Repayment plan for individuals with regular income

	\$235 filing fee
+	<u>\$78 Administrative fee</u>
	\$313 total fee

Chapter 13 is for individuals who have regular income and would like to pay all or part of their debts in installments over a period of time and to discharge some debts that are not paid. You are eligible for chapter 13 only if your debts are not more than certain dollar amounts set forth in 11 U.S.C. § 109.

Under chapter 13, you must file with the court a plan to repay your creditors all or part of the money that you owe them, usually using your future earnings. If the court approves your plan, the court will allow you to repay your debts, as adjusted by the plan, within 3 years or 5 years, depending on your income and other factors.

After you make all the payments under your plan, many of your debts are discharged. The debts that are not discharged and that you may still be responsible to pay include:

- domestic support obligations,
- most student loans,
- certain taxes,
- debts for fraud or theft,
- debts for fraud or defalcation while acting in a fiduciary capacity,
- most criminal fines and restitution obligations,
- certain debts that are not listed in your bankruptcy papers,
- certain debts for acts that caused death or personal injury, and
- certain long-term secured debts.

Warning: File Your Forms on Time

Section 521(a)(1) of the Bankruptcy Code requires that you promptly file detailed information about your creditors, assets, liabilities, income, expenses and general financial condition. The court may dismiss your bankruptcy case if you do not file this information within the deadlines set by the Bankruptcy Code, the Bankruptcy Rules, and the local rules of the court.

For more information about the documents and their deadlines, go to:

<http://www.uscourts.gov/forms/bankruptcy-forms>

Bankruptcy crimes have serious consequences

- If you knowingly and fraudulently conceal assets or make a false oath or statement under penalty of perjury—either orally or in writing—in connection with a bankruptcy case, you may be fined, imprisoned, or both.
- All information you supply in connection with a bankruptcy case is subject to examination by the Attorney General acting through the Office of the U.S. Trustee, the Office of the U.S. Attorney, and other offices and employees of the U.S. Department of Justice.

Make sure the court has your mailing address

The bankruptcy court sends notices to the mailing address you list on *Voluntary Petition for Individuals Filing for Bankruptcy* (Official Form 101). To ensure that you receive information about your case, Bankruptcy Rule 4002 requires that you notify the court of any changes in your address.

A married couple may file a bankruptcy case together—called a *joint case*. If you file a joint case and each spouse lists the same mailing address on the bankruptcy petition, the bankruptcy court generally will mail you and your spouse one copy of each notice, unless you file a statement with the court asking that each spouse receive separate copies.

Understand which services you could receive from credit counseling agencies

The law generally requires that you receive a credit counseling briefing from an approved credit counseling agency. 11 U.S.C. § 109(h). If you are filing a joint case, both spouses must receive the briefing. With limited exceptions, you must receive it within the 180 days **before** you file your bankruptcy petition. This briefing is usually conducted by telephone or on the Internet.

In addition, after filing a bankruptcy case, you generally must complete a financial management instructional course before you can receive a discharge. If you are filing a joint case, both spouses must complete the course.

You can obtain the list of agencies approved to provide both the briefing and the instructional course from: <http://www.uscourts.gov/services-forms/bankruptcy/credit-counseling-and-debtor-education-courses>.

In Alabama and North Carolina, go to: <http://www.uscourts.gov/services-forms/bankruptcy/credit-counseling-and-debtor-education-courses>.

If you do not have access to a computer, the clerk of the bankruptcy court may be able to help you obtain the list.

**UNITED STATES BANKRUPTCY COURT
FOR THE EASTERN DISTRICT OF MICHIGAN**

226 WEST SECOND ST.
FLINT, MI 48502
(810) 235-4126

OFFICE OF THE CLERK OF COURT
211 WEST FORT STREET, SUITE 2100
DETROIT, MICHIGAN 48226-3211
(313) 234-0065 / WWW.MIEB.USCOURTS.GOV

111 FIRST STREET
BAY CITY, MI 48707
(989) 894-8840

GUIDELINES FOR SUBMITTING LIST OF CREDITORS

The Bankruptcy Court for the Eastern District of Michigan is totally dependent on a computer system called CM/ECF. As part of this system, the List of Creditors is scanned and uploaded which is used for mailing court notices. In order to ensure that the case can be properly scanned, the design of the List of Creditors was revised and the following guidelines were effective April 20, 1993:

- (1) The names, addresses and zip codes of the Debtor(s) and counsel for the Debtor(s) shall not appear on the List of Creditors;
- (2) The bankruptcy petition case number shall not appear on the List of Creditors;
- (3) The List of Creditors shall be typed in one of the following types: (a) Courier 10; (b) Prestige Elite or (c) Letter Gothic;
- (4) The names and addresses of all creditors shall be typed in a single column on each page with margins no less than one-half inch; **NOTE: Do not include any account numbers with the names of the creditors;**
- (5) Each line shall be **not** more than 40 characters in length;
- (6) Each name and address shall consist of **not** more than five (5) lines;
- (7) There shall be at least two blank lines between each name and address entry.

Please refer to L.B.R. 1007-2 for other requirements regarding any department or agency of the United States that is included on the List of Creditors.

Todd M. Stickle, Clerk of The Court
United States Bankruptcy Court

Alliance Health Professionals
2689 Solution Center
Chicago, IL 60677

Beaumont Health System
Business Center
750 Stpehenson Highway
PO Box 5042
Troy, MI 48007-5042

Capital One Bank USA NA
PO Box 6492
Carol Stream, IL 60197-6492

Clean Cars Finance
157 S. Washington St
Oxford, MI 48371

Comcast
PO Bo 3005
Southeastern, PA 19398

Convergent Outsourcing Inc
800 SW 39th St. / PO Box 9004
Renton, WA 98057

Credit Acceptance
PO Box 5070
Southfield, MI 48086

Credit Collection Service
PO Box 9133
Needham Heights, MA 02494

Crittenton Hospital Medical Center
9250 Reliable Parkway
Chicago, IL 60686

Henry Ford Health System
PO Box 553920
Detroit, MI 48255-3920

Kratochvil & Chimko
2567 Metropolitan Parkway Suite 100
Sterling Heights, MI 48310

Kristina Verstraete
16401 E 11 Mile Rd
Roseville, MI 48066

Macomb Family Services
36975 Utica Rd. Suite 103
Clinton Township, MI 48036

Macomb Therapy Group
42815 Garfield Rd. Suite 201
Clinton Township, MI 48038

McLaren Macomb
PO Box 674351
Detroit, MI 48267

Mohela
633 Spirit Drive
Chesterfield, MO 63005

Partridge Creek OB/GYN
19991 Hall Road Suite 105
Macomb, MI 48044

PNC Bank
PO Box 856177
Louisville, KY 40285

Portfolio Recovery Associates
120 Corporate Blvd
Norfolk, VA 23502

Progressive
PO Box 7247-0311
Philadelphia, PA 19170-0311

St. John hospital and medical center
PO Box 773179
Chicago, IL 60677

State of Michigan
Unemployment insurance Agency
Dept 771760
Detroit, MI 48277

Synchrony Bank
PO Box 690061
Orlando, FL 32896-0061

Transworld Systems Inc
PO Box 15520
Wilmington, DE 19850

SAMPLE

Fill in this information to identify your case and this filing:

Debtor 1 _____
First Name Middle Name Last Name

Debtor 2 _____
(Spouse, if filing) First Name Middle Name Last Name

United States Bankruptcy Court for the: _____ District of _____

Case number _____

☐ Check if this is an amended filing

Official Form 106A/B

Schedule A/B: Property

12/15

In each category, separately list and describe items. List an asset only once. If an asset fits in more than one category, list the asset in the category where you think it fits best. Be as complete and accurate as possible. If two married people are filing together, both are equally responsible for supplying correct information. If more space is needed, attach a separate sheet to this form. On the top of any additional pages, write your name and case number (if known). Answer every question.

Part 1: Describe Each Residence, Building, Land, or Other Real Estate You Own or Have an Interest In

1. Do you own or have any legal or equitable interest in any residence, building, land, or similar property?

- ☐ No. Go to Part 2.
- ☐ Yes. Where is the property?

1.1. _____
Street address, if available, or other description

City State ZIP Code

County

What is the property? Check all that apply.

- ☐ Single-family home
- ☐ Duplex or multi-unit building
- ☐ Condominium or cooperative
- ☐ Manufactured or mobile home
- ☐ Land
- ☐ Investment property
- ☐ Timeshare
- ☐ Other _____

Who has an interest in the property? Check one.

- ☐ Debtor 1 only
- ☐ Debtor 2 only
- ☐ Debtor 1 and Debtor 2 only
- ☐ At least one of the debtors and another

Other information you wish to add about this item, such as local property identification number: _____

Do not deduct secured claims or exemptions. Put the amount of any secured claims on *Schedule D: Creditors Who Have Claims Secured by Property*.

Current value of the entire property? **Current value of the portion you own?**

\$ _____ \$ _____

Describe the nature of your ownership interest (such as fee simple, tenancy by the entireties, or a life estate), if known.

☐ Check if this is community property (see instructions)

If you own or have more than one, list here:

1.2. _____
Street address, if available, or other description

City State ZIP Code

County

What is the property? Check all that apply.

- ☐ Single-family home
- ☐ Duplex or multi-unit building
- ☐ Condominium or cooperative
- ☐ Manufactured or mobile home
- ☐ Land
- ☐ Investment property
- ☐ Timeshare
- ☐ Other _____

Who has an interest in the property? Check one.

- ☐ Debtor 1 only
- ☐ Debtor 2 only
- ☐ Debtor 1 and Debtor 2 only
- ☐ At least one of the debtors and another

Other information you wish to add about this item, such as local property identification number: _____

Do not deduct secured claims or exemptions. Put the amount of any secured claims on *Schedule D: Creditors Who Have Claims Secured by Property*.

Current value of the entire property? **Current value of the portion you own?**

\$ _____ \$ _____

Describe the nature of your ownership interest (such as fee simple, tenancy by the entireties, or a life estate), if known.

☐ Check if this is community property (see instructions)

1.3.

Street address, if available, or other description

City State ZIP Code

County

What is the property? Check all that apply.

- ☐ Single-family home
☐ Duplex or multi-unit building
☐ Condominium or cooperative
☐ Manufactured or mobile home
☐ Land
☐ Investment property
☐ Timeshare
☐ Other _____

Do not deduct secured claims or exemptions. Put the amount of any secured claims on *Schedule D: Creditors Who Have Claims Secured by Property*.

Current value of the entire property? **Current value of the portion you own?**

\$ _____

\$ _____

Describe the nature of your ownership interest (such as fee simple, tenancy by the entireties, or a life estate), if known.

Who has an interest in the property? Check one.

- ☐ Debtor 1 only
☐ Debtor 2 only
☐ Debtor 1 and Debtor 2 only
☐ At least one of the debtors and another

☐ **Check if this is community property** (see instructions)

Other information you wish to add about this item, such as local property identification number: _____

2. Add the dollar value of the portion you own for all of your entries from Part 1, including any entries for pages you have attached for Part 1. Write that number here. →

\$ _____

Part 2: Describe Your Vehicles

Do you own, lease, or have legal or equitable interest in any vehicles, whether they are registered or not? Include any vehicles you own that someone else drives. If you lease a vehicle, also report it on *Schedule G: Executory Contracts and Unexpired Leases*.

3. Cars, vans, trucks, tractors, sport utility vehicles, motorcycles

- ☐ No
☐ Yes

3.1. Make: _____

Model: _____

Year: _____

Approximate mileage: _____

Other information:

Who has an interest in the property? Check one.

- ☐ Debtor 1 only
☐ Debtor 2 only
☐ Debtor 1 and Debtor 2 only
☐ At least one of the debtors and another

☐ **Check if this is community property** (see instructions)

Do not deduct secured claims or exemptions. Put the amount of any secured claims on *Schedule D: Creditors Who Have Claims Secured by Property*.

Current value of the entire property? **Current value of the portion you own?**

\$ _____

\$ _____

If you own or have more than one, describe here:

3.2. Make: _____

Model: _____

Year: _____

Approximate mileage: _____

Other information:

Who has an interest in the property? Check one.

- ☐ Debtor 1 only
☐ Debtor 2 only
☐ Debtor 1 and Debtor 2 only
☐ At least one of the debtors and another

☐ **Check if this is community property** (see instructions)

Do not deduct secured claims or exemptions. Put the amount of any secured claims on *Schedule D: Creditors Who Have Claims Secured by Property*.

Current value of the entire property? **Current value of the portion you own?**

\$ _____

\$ _____

Debtor 1

First Name Middle Name Last Name

Case number (if known) _____

3.3. Make: _____
 Model: _____
 Year: _____
 Approximate mileage: _____
 Other information:

Who has an interest in the property? Check one.

- ☐ Debtor 1 only
☐ Debtor 2 only
☐ Debtor 1 and Debtor 2 only
☐ At least one of the debtors and another

☐ Check if this is community property (see instructions)

Do not deduct secured claims or exemptions. Put the amount of any secured claims on *Schedule D: Creditors Who Have Claims Secured by Property*.

Current value of the entire property? Current value of the portion you own?

\$ _____ \$ _____

3.4. Make: _____
 Model: _____
 Year: _____
 Approximate mileage: _____
 Other information:

Who has an interest in the property? Check one.

- ☐ Debtor 1 only
☐ Debtor 2 only
☐ Debtor 1 and Debtor 2 only
☐ At least one of the debtors and another

☐ Check if this is community property (see instructions)

Do not deduct secured claims or exemptions. Put the amount of any secured claims on *Schedule D: Creditors Who Have Claims Secured by Property*.

Current value of the entire property? Current value of the portion you own?

\$ _____ \$ _____

4. Watercraft, aircraft, motor homes, ATVs and other recreational vehicles, other vehicles, and accessories

Examples: Boats, trailers, motors, personal watercraft, fishing vessels, snowmobiles, motorcycle accessories

- ☐ No
☐ Yes

4.1. Make: _____
 Model: _____
 Year: _____
 Other information:

Who has an interest in the property? Check one.

- ☐ Debtor 1 only
☐ Debtor 2 only
☐ Debtor 1 and Debtor 2 only
☐ At least one of the debtors and another

☐ Check if this is community property (see instructions)

Do not deduct secured claims or exemptions. Put the amount of any secured claims on *Schedule D: Creditors Who Have Claims Secured by Property*.

Current value of the entire property? Current value of the portion you own?

\$ _____ \$ _____

If you own or have more than one, list here:

4.2. Make: _____
 Model: _____
 Year: _____
 Other information:

Who has an interest in the property? Check one.

- ☐ Debtor 1 only
☐ Debtor 2 only
☐ Debtor 1 and Debtor 2 only
☐ At least one of the debtors and another

☐ Check if this is community property (see instructions)

Do not deduct secured claims or exemptions. Put the amount of any secured claims on *Schedule D: Creditors Who Have Claims Secured by Property*.

Current value of the entire property? Current value of the portion you own?

\$ _____ \$ _____

5. Add the dollar value of the portion you own for all of your entries from Part 2, including any entries for pages you have attached for Part 2. Write that number here →

\$ _____

Part 3: Describe Your Personal and Household Items

Do you own or have any legal or equitable interest in any of the following items?

Current value of the portion you own?

Do not deduct secured claims or exemptions.

6. Household goods and furnishings*Examples:* Major appliances, furniture, linens, china, kitchenware☐ No☐ Yes. Describe.....

\$

7. Electronics*Examples:* Televisions and radios; audio, video, stereo, and digital equipment; computers, printers, scanners; music collections; electronic devices including cell phones, cameras, media players, games☐ No☐ Yes. Describe.....

\$

8. Collectibles of value*Examples:* Antiques and figurines; paintings, prints, or other artwork; books, pictures, or other art objects; stamp, coin, or baseball card collections; other collections, memorabilia, collectibles☐ No☐ Yes. Describe.....

\$

9. Equipment for sports and hobbies*Examples:* Sports, photographic, exercise, and other hobby equipment; bicycles, pool tables, golf clubs, skis; canoes and kayaks; carpentry tools; musical instruments☐ No☐ Yes. Describe.....

\$

10. Firearms*Examples:* Pistols, rifles, shotguns, ammunition, and related equipment☐ No☐ Yes. Describe.....

\$

11. Clothes*Examples:* Everyday clothes, furs, leather coats, designer wear, shoes, accessories☐ No☐ Yes. Describe.....

\$

12. Jewelry*Examples:* Everyday jewelry, costume jewelry, engagement rings, wedding rings, heirloom jewelry, watches, gems, gold, silver☐ No☐ Yes. Describe.....

\$

13. Non-farm animals*Examples:* Dogs, cats, birds, horses☐ No☐ Yes. Describe.....

\$

14. Any other personal and household items you did not already list, including any health aids you did not list☐ No☐ Yes. Give specific information.

\$

15. Add the dollar value of all of your entries from Part 3, including any entries for pages you have attached for Part 3. Write that number here →

\$

Part 4: Describe Your Financial Assets

Do you own or have any legal or equitable interest in any of the following?

Current value of the portion you own?

Do not deduct secured claims or exemptions.

16. Cash*Examples:* Money you have in your wallet, in your home, in a safe deposit box, and on hand when you file your petition☐ No☐ Yes Cash: \$**17. Deposits of money***Examples:* Checking, savings, or other financial accounts; certificates of deposit; shares in credit unions, brokerage houses, and other similar institutions. If you have multiple accounts with the same institution, list each.☐ No☐ Yes Institution name:

17.1. Checking account:	_____	\$ _____
17.2. Checking account:	_____	\$ _____
17.3. Savings account:	_____	\$ _____
17.4. Savings account:	_____	\$ _____
17.5. Certificates of deposit:	_____	\$ _____
17.6. Other financial account:	_____	\$ _____
17.7. Other financial account:	_____	\$ _____
17.8. Other financial account:	_____	\$ _____
17.9. Other financial account:	_____	\$ _____

18. Bonds, mutual funds, or publicly traded stocks*Examples:* Bond funds, investment accounts with brokerage firms, money market accounts☐ No☐ Yes Institution or issuer name:

_____	\$ _____
_____	\$ _____
_____	\$ _____

19. Non-publicly traded stock and interests in incorporated and unincorporated businesses, including an interest in an LLC, partnership, and joint venture☐ No☐ Yes. Give specific information about them.....

Name of entity:	% of ownership:	
_____	0% %	\$ _____
_____	0% %	\$ _____
_____	0% %	\$ _____

20. Government and corporate bonds and other negotiable and non-negotiable instruments

Negotiable instruments include personal checks, cashiers' checks, promissory notes, and money orders.
Non-negotiable instruments are those you cannot transfer to someone by signing or delivering them.

☐ No☐ Yes. Give specific information about them.....

Issuer name:

\$ _____
 \$ _____
 \$ _____

21. Retirement or pension accounts

Examples: Interests in IRA, ERISA, Keogh, 401(k), 403(b), thrift savings accounts, or other pension or profit-sharing plans

☐ No☐ Yes. List each

account separately. Type of account: Institution name:

401(k) or similar plan: _____

\$ _____

Pension plan: _____

\$ _____

IRA: _____

\$ _____

Retirement account: _____

\$ _____

Keogh: _____

\$ _____

Additional account: _____

\$ _____

Additional account: _____

\$ _____

22. Security deposits and prepayments

Your share of all unused deposits you have made so that you may continue service or use from a company

Examples: Agreements with landlords, prepaid rent, public utilities (electric, gas, water), telecommunications companies, or others

☐ No☐ Yes

Institution name or individual:

Electric: _____

\$ _____

Gas: _____

\$ _____

Heating oil: _____

\$ _____

Security deposit on rental unit: _____

\$ _____

Prepaid rent: _____

\$ _____

Telephone: _____

\$ _____

Water: _____

\$ _____

Rented furniture: _____

\$ _____

Other: _____

\$ _____

23. Annuities (A contract for a periodic payment of money to you, either for life or for a number of years)☐ No☐ Yes

Issuer name and description:

\$ _____
 \$ _____
 \$ _____

24. Interests in an education IRA, in an account in a qualified ABLE program, or under a qualified state tuition program.

26 U.S.C. §§ 530(b)(1), 529A(b), and 529(b)(1).

☐ No☐ Yes Institution name and description. Separately file the records of any interests. 11 U.S.C. § 521(c):

_____	\$ _____
_____	\$ _____
_____	\$ _____

25. Trusts, equitable or future interests in property (other than anything listed in line 1), and rights or powers exercisable for your benefit☐ No☐ Yes. Give specific information about them....

_____	\$ _____
-------	----------

26. Patents, copyrights, trademarks, trade secrets, and other intellectual property*Examples:* Internet domain names, websites, proceeds from royalties and licensing agreements☐ No☐ Yes. Give specific information about them....

_____	\$ _____
-------	----------

27. Licenses, franchises, and other general intangibles*Examples:* Building permits, exclusive licenses, cooperative association holdings, liquor licenses, professional licenses☐ No☐ Yes. Give specific information about them....

_____	\$ _____
-------	----------

Money or property owed to you?

Current value of the portion you own?
Do not deduct secured claims or exemptions.

28. Tax refunds owed to you☐ No☐ Yes. Give specific information about them, including whether you already filed the returns and the tax years.

--

Federal:	\$ _____
State:	\$ _____
Local:	\$ _____

29. Family support*Examples:* Past due or lump sum alimony, spousal support, child support, maintenance, divorce settlement, property settlement☐ No☐ Yes. Give specific information.....

--

Alimony:	\$ _____
Maintenance:	\$ _____
Support:	\$ _____
Divorce settlement:	\$ _____
Property settlement:	\$ _____

30. Other amounts someone owes you*Examples:* Unpaid wages, disability insurance payments, disability benefits, sick pay, vacation pay, workers' compensation, Social Security benefits; unpaid loans you made to someone else☐ No☐ Yes. Give specific information.....

_____	\$ _____
-------	----------

31. Interests in insurance policies

Examples: Health, disability, or life insurance; health savings account (HSA); credit, homeowner's, or renter's insurance

☐ No

☐ Yes. Name the insurance company of each policy and list its value. ...

Company name:

Beneficiary:

Surrender or refund value:

\$ _____
\$ _____
\$ _____

32. Any interest in property that is due you from someone who has died

If you are the beneficiary of a living trust, expect proceeds from a life insurance policy, or are currently entitled to receive property because someone has died.

☐ No

☐ Yes. Give specific information.....

\$ _____

33. Claims against third parties, whether or not you have filed a lawsuit or made a demand for payment

Examples: Accidents, employment disputes, insurance claims, or rights to sue

☐ No

☐ Yes. Describe each claim.

\$ _____

34. Other contingent and unliquidated claims of every nature, including counterclaims of the debtor and rights to set off claims
☐ No

☐ Yes. Describe each claim.

\$ _____

35. Any financial assets you did not already list
☐ No

☐ Yes. Give specific information.....

\$ _____

36. Add the dollar value of all of your entries from Part 4, including any entries for pages you have attached for Part 4. Write that number here

\$ _____

Part 5: Describe Any Business-Related Property You Own or Have an Interest In. List any real estate in Part 1.**37. Do you own or have any legal or equitable interest in any business-related property?**
☐ No. Go to Part 6.

☐ Yes. Go to line 38.

Current value of the portion you own?

Do not deduct secured claims or exemptions.

38. Accounts receivable or commissions you already earned
☐ No

☐ Yes. Describe.....

\$ _____

39. Office equipment, furnishings, and supplies

Examples: Business-related computers, software, modems, printers, copiers, fax machines, rugs, telephones, desks, chairs, electronic devices

☐ No

☐ Yes. Describe.....

\$ _____

Debtor 1

First Name Middle Name Last Name

Case number (if known)

40. Machinery, fixtures, equipment, supplies you use in business, and tools of your trade☐ No☐ Yes. Describe \$**41. Inventory**☐ No☐ Yes. Describe \$**42. Interests in partnerships or joint ventures**☐ No

<input type="checkbox"/> Yes. Describe	Name of entity:	% of ownership:	
	_____	_____ %	\$ _____
	_____	_____ %	\$ _____
	_____	_____ %	\$ _____

43. Customer lists, mailing lists, or other compilations☐ No☐ Yes. Do your lists include personally identifiable information (as defined in 11 U.S.C. § 101(41A))?☐ No☐ Yes. Describe \$**44. Any business-related property you did not already list**☐ No

<input type="checkbox"/> Yes. Give specific information	_____	\$ _____
	_____	\$ _____
	_____	\$ _____
	_____	\$ _____
	_____	\$ _____
	_____	\$ _____

45. Add the dollar value of all of your entries from Part 5, including any entries for pages you have attached for Part 5. Write that number here

\$

Part 6:

Describe Any Farm- and Commercial Fishing-Related Property You Own or Have an Interest In.
If you own or have an interest in farmland, list it in Part 1.

46. Do you own or have any legal or equitable interest in any farm- or commercial fishing-related property?☐ No. Go to Part 7.☐ Yes. Go to line 47.**Current value of the portion you own?**

Do not deduct secured claims or exemptions.

47. Farm animals

Examples: Livestock, poultry, farm-raised fish

☐ No☐ Yes \$

Debtor 1

First Name Middle Name Last Name

Case number (if known)

48. Crops—either growing or harvested☐ No☐ Yes. Give specific information.

\$

49. Farm and fishing equipment, implements, machinery, fixtures, and tools of trade☐ No☐ Yes

\$

50. Farm and fishing supplies, chemicals, and feed☐ No☐ Yes

\$

51. Any farm- and commercial fishing-related property you did not already list☐ No☐ Yes. Give specific information.

\$

52. Add the dollar value of all of your entries from Part 6, including any entries for pages you have attached for Part 6. Write that number here

\$

Part 7: Describe All Property You Own or Have an Interest in That You Did Not List Above**53. Do you have other property of any kind you did not already list?***Examples: Season tickets, country club membership*☐ No☐ Yes. Give specific information.

\$

\$

\$

54. Add the dollar value of all of your entries from Part 7. Write that number here

\$

Part 8: List the Totals of Each Part of this Form**55. Part 1: Total real estate, line 2**

\$

56. Part 2: Total vehicles, line 5 \$**57. Part 3: Total personal and household items, line 15** \$**58. Part 4: Total financial assets, line 36** \$**59. Part 5: Total business-related property, line 45** \$**60. Part 6: Total farm- and fishing-related property, line 52** \$**61. Part 7: Total other property not listed, line 54** + \$**62. Total personal property. Add lines 56 through 61.**

\$

Copy personal property total →

+ \$

63. Total of all property on Schedule A/B. Add line 55 + line 62.

\$

Fill in this information to identify your case:

Debtor 1 _____
First Name Middle Name Last Name

Debtor 2 _____
(Spouse, if filing) First Name Middle Name Last Name

United States Bankruptcy Court for the: _____ District of _____

Case number _____
(if known)

☐ Check if this is an amended filing

Official Form 106C**Schedule C: The Property You Claim as Exempt****04/22**

Be as complete and accurate as possible. If two married people are filing together, both are equally responsible for supplying correct information. Using the property you listed on *Schedule A/B: Property* (Official Form 106A/B) as your source, list the property that you claim as exempt. If more space is needed, fill out and attach to this page as many copies of *Part 2: Additional Page* as necessary. On the top of any additional pages, write your name and case number (if known).

For each item of property you claim as exempt, you must specify the amount of the exemption you claim. One way of doing so is to state a specific dollar amount as exempt. Alternatively, you may claim the full fair market value of the property being exempted up to the amount of any applicable statutory limit. Some exemptions—such as those for health aids, rights to receive certain benefits, and tax-exempt retirement funds—may be unlimited in dollar amount. However, if you claim an exemption of 100% of fair market value under a law that limits the exemption to a particular dollar amount and the value of the property is determined to exceed that amount, your exemption would be limited to the applicable statutory amount.

Part 1: Identify the Property You Claim as Exempt**1. Which set of exemptions are you claiming?** Check one only, even if your spouse is filing with you.

- ☐ You are claiming state and federal nonbankruptcy exemptions. 11 U.S.C. § 522(b)(3)
- ☐ You are claiming federal exemptions. 11 U.S.C. § 522(b)(2)

2. For any property you list on Schedule A/B that you claim as exempt, fill in the information below.

Brief description of the property and line on Schedule A/B that lists this property	Current value of the portion you own Copy the value from Schedule A/B	Amount of the exemption you claim Check only one box for each exemption.	Specific laws that allow exemption
Brief description: _____ Line from Schedule A/B: _____	\$ _____	<input type="checkbox"/> \$ _____ <input type="checkbox"/> 100% of fair market value, up to any applicable statutory limit	_____
Brief description: _____ Line from Schedule A/B: _____	\$ _____	<input type="checkbox"/> \$ _____ <input type="checkbox"/> 100% of fair market value, up to any applicable statutory limit	_____
Brief description: _____ Line from Schedule A/B: _____	\$ _____	<input type="checkbox"/> \$ _____ <input type="checkbox"/> 100% of fair market value, up to any applicable statutory limit	_____

3. Are you claiming a homestead exemption of more than \$189,050?

(Subject to adjustment on 4/01/25 and every 3 years after that for cases filed on or after the date of adjustment.)

- ☐ No
- ☐ Yes. Did you acquire the property covered by the exemption within 1,215 days before you filed this case?
- ☐ No
- ☐ Yes

Part 2: Additional Page

Brief description of the property and line on Schedule A/B that lists this property	Current value of the portion you own <small>Copy the value from Schedule A/B</small>	Amount of the exemption you claim <small>Check only one box for each exemption</small>	Specific laws that allow exemption
Brief description: _____ Line from Schedule A/B: _____	\$ _____	<input type="checkbox"/> \$ _____ <input type="checkbox"/> 100% of fair market value, up to any applicable statutory limit	_____
Brief description: _____ Line from Schedule A/B: _____	\$ _____	<input type="checkbox"/> \$ _____ <input type="checkbox"/> 100% of fair market value, up to any applicable statutory limit	_____
Brief description: _____ Line from Schedule A/B: _____	\$ _____	<input type="checkbox"/> \$ _____ <input type="checkbox"/> 100% of fair market value, up to any applicable statutory limit	_____
Brief description: _____ Line from Schedule A/B: _____	\$ _____	<input type="checkbox"/> \$ _____ <input type="checkbox"/> 100% of fair market value, up to any applicable statutory limit	_____
Brief description: _____ Line from Schedule A/B: _____	\$ _____	<input type="checkbox"/> \$ _____ <input type="checkbox"/> 100% of fair market value, up to any applicable statutory limit	_____
Brief description: _____ Line from Schedule A/B: _____	\$ _____	<input type="checkbox"/> \$ _____ <input type="checkbox"/> 100% of fair market value, up to any applicable statutory limit	_____
Brief description: _____ Line from Schedule A/B: _____	\$ _____	<input type="checkbox"/> \$ _____ <input type="checkbox"/> 100% of fair market value, up to any applicable statutory limit	_____
Brief description: _____ Line from Schedule A/B: _____	\$ _____	<input type="checkbox"/> \$ _____ <input type="checkbox"/> 100% of fair market value, up to any applicable statutory limit	_____
Brief description: _____ Line from Schedule A/B: _____	\$ _____	<input type="checkbox"/> \$ _____ <input type="checkbox"/> 100% of fair market value, up to any applicable statutory limit	_____
Brief description: _____ Line from Schedule A/B: _____	\$ _____	<input type="checkbox"/> \$ _____ <input type="checkbox"/> 100% of fair market value, up to any applicable statutory limit	_____
Brief description: _____ Line from Schedule A/B: _____	\$ _____	<input type="checkbox"/> \$ _____ <input type="checkbox"/> 100% of fair market value, up to any applicable statutory limit	_____
Brief description: _____ Line from Schedule A/B: _____	\$ _____	<input type="checkbox"/> \$ _____ <input type="checkbox"/> 100% of fair market value, up to any applicable statutory limit	_____
Brief description: _____ Line from Schedule A/B: _____	\$ _____	<input type="checkbox"/> \$ _____ <input type="checkbox"/> 100% of fair market value, up to any applicable statutory limit	_____
Brief description: _____ Line from Schedule A/B: _____	\$ _____	<input type="checkbox"/> \$ _____ <input type="checkbox"/> 100% of fair market value, up to any applicable statutory limit	_____

Fill in this information to identify your case:

Debtor 1 _____
First Name Middle Name Last Name

Debtor 2 _____
(Spouse, if filing) First Name Middle Name Last Name

United States Bankruptcy Court for the: _____ District of _____

Case number _____
(if known)

☐ Check if this is an amended filing

Official Form 106D

Schedule D: Creditors Who Have Claims Secured by Property

12/15

Be as complete and accurate as possible. If two married people are filing together, both are equally responsible for supplying correct information. If more space is needed, copy the Additional Page, fill it out, number the entries, and attach it to this form. On the top of any additional pages, write your name and case number (if known).

1. Do any creditors have claims secured by your property?

- ☐ No. Check this box and submit this form to the court with your other schedules. You have nothing else to report on this form.
- ☐ Yes. Fill in all of the information below.

Part 1: List All Secured Claims

2. List all secured claims. If a creditor has more than one secured claim, list the creditor separately for each claim. If more than one creditor has a particular claim, list the other creditors in Part 2. As much as possible, list the claims in alphabetical order according to the creditor's name.

Column A	Column B	Column C
Amount of claim	Value of collateral that supports this claim	Unsecured portion
Do not deduct the value of collateral.		If any

2.1	Describe the property that secures the claim: \$ _____ \$ _____ \$ _____
Creditor's Name _____	
Number _____ Street _____	
City _____ State _____ ZIP Code _____	
Who owes the debt? Check one. <input type="checkbox"/> Debtor 1 only <input type="checkbox"/> Debtor 2 only <input type="checkbox"/> Debtor 1 and Debtor 2 only <input type="checkbox"/> At least one of the debtors and another <input type="checkbox"/> Check if this claim relates to a community debt	As of the date you file, the claim is: Check all that apply. <input type="checkbox"/> Contingent <input type="checkbox"/> Unliquidated <input type="checkbox"/> Disputed Nature of lien. Check all that apply. <input type="checkbox"/> An agreement you made (such as mortgage or secured car loan) <input type="checkbox"/> Statutory lien (such as tax lien, mechanic's lien) <input type="checkbox"/> Judgment lien from a lawsuit <input type="checkbox"/> Other (including a right to offset) _____
Date debt was incurred _____	Last 4 digits of account number _____

2.2	Describe the property that secures the claim: \$ _____ \$ _____ \$ _____
Creditor's Name _____	
Number _____ Street _____	
City _____ State _____ ZIP Code _____	
Who owes the debt? Check one. <input type="checkbox"/> Debtor 1 only <input type="checkbox"/> Debtor 2 only <input type="checkbox"/> Debtor 1 and Debtor 2 only <input type="checkbox"/> At least one of the debtors and another <input type="checkbox"/> Check if this claim relates to a community debt	As of the date you file, the claim is: Check all that apply. <input type="checkbox"/> Contingent <input type="checkbox"/> Unliquidated <input type="checkbox"/> Disputed Nature of lien. Check all that apply. <input type="checkbox"/> An agreement you made (such as mortgage or secured car loan) <input type="checkbox"/> Statutory lien (such as tax lien, mechanic's lien) <input type="checkbox"/> Judgment lien from a lawsuit <input type="checkbox"/> Other (including a right to offset) _____
Date debt was incurred _____	Last 4 digits of account number _____

Add the dollar value of your entries in Column A on this page. Write that number here: \$ _____

Part 1:**Additional Page**

After listing any entries on this page, number them beginning with 2.3, followed by 2.4, and so forth.

Column A	Column B	Column C
Amount of claim Do not deduct the value of collateral.	Value of collateral that supports this claim	Unsecured portion If any

<div style="border: 1px solid black; padding: 2px;"> <div style="border-bottom: 1px solid black; margin-bottom: 5px;">Creditor's Name</div> <div style="display: flex; justify-content: space-between; border-bottom: 1px solid black; margin-bottom: 5px;"> Number Street </div> <div style="border-bottom: 1px solid black; margin-bottom: 5px;"></div> <div style="display: flex; justify-content: space-between; border-bottom: 1px solid black;"> City State ZIP Code </div> </div> <p>Who owes the debt? Check one.</p> <p><input type="checkbox"/> Debtor 1 only</p> <p><input type="checkbox"/> Debtor 2 only</p> <p><input type="checkbox"/> Debtor 1 and Debtor 2 only</p> <p><input type="checkbox"/> At least one of the debtors and another</p> <p><input type="checkbox"/> Check if this claim relates to a community debt</p> <p>Date debt was incurred _____</p>	<p>Describe the property that secures the claim: \$ _____ \$ _____ \$ _____</p> <div style="border: 1px solid black; height: 40px; margin-top: 5px;"></div> <p>As of the date you file, the claim is: Check all that apply.</p> <p><input type="checkbox"/> Contingent</p> <p><input type="checkbox"/> Unliquidated</p> <p><input type="checkbox"/> Disputed</p> <p>Nature of lien. Check all that apply.</p> <p><input type="checkbox"/> An agreement you made (such as mortgage or secured car loan)</p> <p><input type="checkbox"/> Statutory lien (such as tax lien, mechanic's lien)</p> <p><input type="checkbox"/> Judgment lien from a lawsuit</p> <p><input type="checkbox"/> Other (including a right to offset) _____</p> <p>Last 4 digits of account number ____ _</p>	
--	---	--

<div style="border: 1px solid black; padding: 2px;"> <div style="border-bottom: 1px solid black; margin-bottom: 5px;">Creditor's Name</div> <div style="display: flex; justify-content: space-between; border-bottom: 1px solid black; margin-bottom: 5px;"> Number Street </div> <div style="border-bottom: 1px solid black; margin-bottom: 5px;"></div> <div style="display: flex; justify-content: space-between; border-bottom: 1px solid black;"> City State ZIP Code </div> </div> <p>Who owes the debt? Check one.</p> <p><input type="checkbox"/> Debtor 1 only</p> <p><input type="checkbox"/> Debtor 2 only</p> <p><input type="checkbox"/> Debtor 1 and Debtor 2 only</p> <p><input type="checkbox"/> At least one of the debtors and another</p> <p><input type="checkbox"/> Check if this claim relates to a community debt</p> <p>Date debt was incurred _____</p>	<p>Describe the property that secures the claim: \$ _____ \$ _____ \$ _____</p> <div style="border: 1px solid black; height: 40px; margin-top: 5px;"></div> <p>As of the date you file, the claim is: Check all that apply.</p> <p><input type="checkbox"/> Contingent</p> <p><input type="checkbox"/> Unliquidated</p> <p><input type="checkbox"/> Disputed</p> <p>Nature of lien. Check all that apply.</p> <p><input type="checkbox"/> An agreement you made (such as mortgage or secured car loan)</p> <p><input type="checkbox"/> Statutory lien (such as tax lien, mechanic's lien)</p> <p><input type="checkbox"/> Judgment lien from a lawsuit</p> <p><input type="checkbox"/> Other (including a right to offset) _____</p> <p>Last 4 digits of account number ____ _</p>	
--	---	--

<div style="border: 1px solid black; padding: 2px;"> <div style="border-bottom: 1px solid black; margin-bottom: 5px;">Creditor's Name</div> <div style="display: flex; justify-content: space-between; border-bottom: 1px solid black; margin-bottom: 5px;"> Number Street </div> <div style="border-bottom: 1px solid black; margin-bottom: 5px;"></div> <div style="display: flex; justify-content: space-between; border-bottom: 1px solid black;"> City State ZIP Code </div> </div> <p>Who owes the debt? Check one.</p> <p><input type="checkbox"/> Debtor 1 only</p> <p><input type="checkbox"/> Debtor 2 only</p> <p><input type="checkbox"/> Debtor 1 and Debtor 2 only</p> <p><input type="checkbox"/> At least one of the debtors and another</p> <p><input type="checkbox"/> Check if this claim relates to a community debt</p> <p>Date debt was incurred _____</p>	<p>Describe the property that secures the claim: \$ _____ \$ _____ \$ _____</p> <div style="border: 1px solid black; height: 40px; margin-top: 5px;"></div> <p>As of the date you file, the claim is: Check all that apply.</p> <p><input type="checkbox"/> Contingent</p> <p><input type="checkbox"/> Unliquidated</p> <p><input type="checkbox"/> Disputed</p> <p>Nature of lien. Check all that apply.</p> <p><input type="checkbox"/> An agreement you made (such as mortgage or secured car loan)</p> <p><input type="checkbox"/> Statutory lien (such as tax lien, mechanic's lien)</p> <p><input type="checkbox"/> Judgment lien from a lawsuit</p> <p><input type="checkbox"/> Other (including a right to offset) _____</p> <p>Last 4 digits of account number ____ _</p>	
--	---	--

Add the dollar value of your entries in Column A on this page. Write that number here: \$ _____

If this is the last page of your form, add the dollar value totals from all pages.

Write that number here: \$ _____

Part 2: List Others to Be Notified for a Debt That You Already Listed

Use this page only if you have others to be notified about your bankruptcy for a debt that you already listed in Part 1. For example, if a collection agency is trying to collect from you for a debt you owe to someone else, list the creditor in Part 1, and then list the collection agency here. Similarly, if you have more than one creditor for any of the debts that you listed in Part 1, list the additional creditors here. If you do not have additional persons to be notified for any debts in Part 1, do not fill out or submit this page.

<input type="checkbox"/> Name _____ Number _____ Street _____ _____ City _____ State _____ ZIP Code _____	On which line in Part 1 did you enter the creditor? _____ Last 4 digits of account number _____
<input type="checkbox"/> Name _____ Number _____ Street _____ _____ City _____ State _____ ZIP Code _____	On which line in Part 1 did you enter the creditor? _____ Last 4 digits of account number _____
<input type="checkbox"/> Name _____ Number _____ Street _____ _____ City _____ State _____ ZIP Code _____	On which line in Part 1 did you enter the creditor? _____ Last 4 digits of account number _____
<input type="checkbox"/> Name _____ Number _____ Street _____ _____ City _____ State _____ ZIP Code _____	On which line in Part 1 did you enter the creditor? _____ Last 4 digits of account number _____
<input type="checkbox"/> Name _____ Number _____ Street _____ _____ City _____ State _____ ZIP Code _____	On which line in Part 1 did you enter the creditor? _____ Last 4 digits of account number _____
<input type="checkbox"/> Name _____ Number _____ Street _____ _____ City _____ State _____ ZIP Code _____	On which line in Part 1 did you enter the creditor? _____ Last 4 digits of account number _____

Fill in this information to identify your case:

Debtor 1 _____
 First Name Middle Name Last Name

Debtor 2 _____
 (Spouse, if filing) First Name Middle Name Last Name

United States Bankruptcy Court for the: _____ District of _____

Case number _____
 (If known)

☐ Check if this is an amended filing

Official Form 106E/F

Schedule E/F: Creditors Who Have Unsecured Claims

12/15

Be as complete and accurate as possible. Use Part 1 for creditors with PRIORITY claims and Part 2 for creditors with NONPRIORITY claims. List the other party to any executory contracts or unexpired leases that could result in a claim. Also list executory contracts on *Schedule A/B: Property* (Official Form 106A/B) and on *Schedule G: Executory Contracts and Unexpired Leases* (Official Form 106G). Do not include any creditors with partially secured claims that are listed in *Schedule D: Creditors Who Have Claims Secured by Property*. If more space is needed, copy the Part you need, fill it out, number the entries in the boxes on the left. Attach the Continuation Page to this page. On the top of any additional pages, write your name and case number (if known).

Part 1: List All of Your PRIORITY Unsecured Claims

1. Do any creditors have priority unsecured claims against you?

- ☐ No. Go to Part 2.
☐ Yes.

2. List all of your priority unsecured claims. If a creditor has more than one priority unsecured claim, list the creditor separately for each claim. For each claim listed, identify what type of claim it is. If a claim has both priority and nonpriority amounts, list that claim here and show both priority and nonpriority amounts. As much as possible, list the claims in alphabetical order according to the creditor's name. If you have more than two priority unsecured claims, fill out the Continuation Page of Part 1. If more than one creditor holds a particular claim, list the other creditors in Part 3.

(For an explanation of each type of claim, see the instructions for this form in the instruction booklet.)

Total claim	Priority amount	Nonpriority amount
-------------	-----------------	--------------------

2.1

Priority Creditor's Name _____

 Number Street

 City State ZIP Code

Last 4 digits of account number _____ \$ _____ \$ _____ \$ _____

When was the debt incurred? _____

As of the date you file, the claim is: Check all that apply.

- ☐ Contingent
☐ Unliquidated
☐ Disputed

Who incurred the debt? Check one.

- ☐ Debtor 1 only
☐ Debtor 2 only
☐ Debtor 1 and Debtor 2 only
☐ At least one of the debtors and another
☐ Check if this claim is for a community debt

Is the claim subject to offset?

- ☐ No
☐ Yes

Type of PRIORITY unsecured claim:

- ☐ Domestic support obligations
☐ Taxes and certain other debts you owe the government
☐ Claims for death or personal injury while you were intoxicated
☐ Other. Specify _____

2.2

Priority Creditor's Name _____

 Number Street

 City State ZIP Code

Last 4 digits of account number _____ \$ _____ \$ _____ \$ _____

When was the debt incurred? _____

As of the date you file, the claim is: Check all that apply.

- ☐ Contingent
☐ Unliquidated
☐ Disputed

Who incurred the debt? Check one.

- ☐ Debtor 1 only
☐ Debtor 2 only
☐ Debtor 1 and Debtor 2 only
☐ At least one of the debtors and another
☐ Check if this claim is for a community debt

Is the claim subject to offset?

- ☐ No
☐ Yes

Type of PRIORITY unsecured claim:

- ☐ Domestic support obligations
☐ Taxes and certain other debts you owe the government
☐ Claims for death or personal injury while you were intoxicated
☐ Other. Specify _____

Debtor 1

First Name Middle Name Last Name

Case number (if known)

Part 1: Your PRIORITY Unsecured Claims — Continuation Page

After listing any entries on this page, number them beginning with 2.3, followed by 2.4, and so forth.

Total claim	Priority amount	Nonpriority amount

☐

Priority Creditor's Name

Last 4 digits of account number

\$ \$ \$

Number Street

When was the debt incurred?

City State ZIP Code

As of the date you file, the claim is: Check all that apply.

- ☐ Contingent
☐ Unliquidated
☐ Disputed

Who incurred the debt? Check one.

- ☐ Debtor 1 only
☐ Debtor 2 only
☐ Debtor 1 and Debtor 2 only
☐ At least one of the debtors and another
☐ Check if this claim is for a community debt

Type of PRIORITY unsecured claim:

- ☐ Domestic support obligations
☐ Taxes and certain other debts you owe the government
☐ Claims for death or personal injury while you were intoxicated
☐ Other. Specify

Is the claim subject to offset?

- ☐ No
☐ Yes

☐

Priority Creditor's Name

Last 4 digits of account number

\$ \$ \$

Number Street

When was the debt incurred?

City State ZIP Code

As of the date you file, the claim is: Check all that apply.

- ☐ Contingent
☐ Unliquidated
☐ Disputed

Who incurred the debt? Check one.

- ☐ Debtor 1 only
☐ Debtor 2 only
☐ Debtor 1 and Debtor 2 only
☐ At least one of the debtors and another
☐ Check if this claim is for a community debt

Type of PRIORITY unsecured claim:

- ☐ Domestic support obligations
☐ Taxes and certain other debts you owe the government
☐ Claims for death or personal injury while you were intoxicated
☐ Other. Specify

Is the claim subject to offset?

- ☐ No
☐ Yes

☐

Priority Creditor's Name

Last 4 digits of account number

\$ \$ \$

Number Street

When was the debt incurred?

City State ZIP Code

As of the date you file, the claim is: Check all that apply.

- ☐ Contingent
☐ Unliquidated
☐ Disputed

Who incurred the debt? Check one.

- ☐ Debtor 1 only
☐ Debtor 2 only
☐ Debtor 1 and Debtor 2 only
☐ At least one of the debtors and another
☐ Check if this claim is for a community debt

Type of PRIORITY unsecured claim:

- ☐ Domestic support obligations
☐ Taxes and certain other debts you owe the government
☐ Claims for death or personal injury while you were intoxicated
☐ Other. Specify

Is the claim subject to offset?

- ☐ No
☐ Yes

Part 2: List All of Your NONPRIORITY Unsecured Claims**3. Do any creditors have nonpriority unsecured claims against you?**

- ☐ No. You have nothing to report in this part. Submit this form to the court with your other schedules.
☐ Yes

4. List all of your nonpriority unsecured claims in the alphabetical order of the creditor who holds each claim. If a creditor has more than one nonpriority unsecured claim, list the creditor separately for each claim. For each claim listed, identify what type of claim it is. Do not list claims already included in Part 1. If more than one creditor holds a particular claim, list the other creditors in Part 3. If you have more than three nonpriority unsecured claims fill out the Continuation Page of Part 2.

4.1

Nonpriority Creditor's Name _____

Last 4 digits of account number _____

Total claim

\$ _____

Number _____ Street _____

When was the debt incurred? _____

City _____ State _____ ZIP Code _____

As of the date you file, the claim is: Check all that apply.

Who incurred the debt? Check one.

- ☐ Debtor 1 only
☐ Debtor 2 only
☐ Debtor 1 and Debtor 2 only
☐ At least one of the debtors and another

- ☐ Contingent
☐ Unliquidated
☐ Disputed

Type of NONPRIORITY unsecured claim:

☐ Check if this claim is for a community debt

- ☐ Student loans
☐ Obligations arising out of a separation agreement or divorce that you did not report as priority claims
☐ Debts to pension or profit-sharing plans, and other similar debts
☐ Other. Specify _____

Is the claim subject to offset?

- ☐ No
☐ Yes

4.2

Nonpriority Creditor's Name _____

Last 4 digits of account number _____

\$ _____

Number _____ Street _____

When was the debt incurred? _____

City _____ State _____ ZIP Code _____

As of the date you file, the claim is: Check all that apply.

Who incurred the debt? Check one.

- ☐ Debtor 1 only
☐ Debtor 2 only
☐ Debtor 1 and Debtor 2 only
☐ At least one of the debtors and another

- ☐ Contingent
☐ Unliquidated
☐ Disputed

Type of NONPRIORITY unsecured claim:

☐ Check if this claim is for a community debt

- ☐ Student loans
☐ Obligations arising out of a separation agreement or divorce that you did not report as priority claims
☐ Debts to pension or profit-sharing plans, and other similar debts
☐ Other. Specify _____

Is the claim subject to offset?

- ☐ No
☐ Yes

4.3

Nonpriority Creditor's Name _____

Last 4 digits of account number _____

\$ _____

Number _____ Street _____

When was the debt incurred? _____

City _____ State _____ ZIP Code _____

As of the date you file, the claim is: Check all that apply.

Who incurred the debt? Check one.

- ☐ Debtor 1 only
☐ Debtor 2 only
☐ Debtor 1 and Debtor 2 only
☐ At least one of the debtors and another

- ☐ Contingent
☐ Unliquidated
☐ Disputed

Type of NONPRIORITY unsecured claim:

☐ Check if this claim is for a community debt

- ☐ Student loans
☐ Obligations arising out of a separation agreement or divorce that you did not report as priority claims
☐ Debts to pension or profit-sharing plans, and other similar debts
☐ Other. Specify _____

Is the claim subject to offset?

- ☐ No
☐ Yes

Part 2: Your NONPRIORITY Unsecured Claims – Continuation Page

After listing any entries on this page, number them beginning with 4.4, followed by 4.5, and so forth.

Total claim

Nonpriority Creditor's Name

Number Street

City State ZIP Code

Who incurred the debt? Check one.

- ☐ Debtor 1 only
☐ Debtor 2 only
☐ Debtor 1 and Debtor 2 only
☐ At least one of the debtors and another

☐ Check if this claim is for a community debt

Is the claim subject to offset?

- ☐ No
☐ Yes

Last 4 digits of account number

\$

When was the debt incurred?

As of the date you file, the claim is: Check all that apply.

- ☐ Contingent
☐ Unliquidated
☐ Disputed

Type of NONPRIORITY unsecured claim:

- ☐ Student loans
☐ Obligations arising out of a separation agreement or divorce that you did not report as priority claims
☐ Debts to pension or profit-sharing plans, and other similar debts
☐ Other. Specify

Nonpriority Creditor's Name

Number Street

City State ZIP Code

Who incurred the debt? Check one.

- ☐ Debtor 1 only
☐ Debtor 2 only
☐ Debtor 1 and Debtor 2 only
☐ At least one of the debtors and another

☐ Check if this claim is for a community debt

Is the claim subject to offset?

- ☐ No
☐ Yes

Last 4 digits of account number

\$

When was the debt incurred?

As of the date you file, the claim is: Check all that apply.

- ☐ Contingent
☐ Unliquidated
☐ Disputed

Type of NONPRIORITY unsecured claim:

- ☐ Student loans
☐ Obligations arising out of a separation agreement or divorce that you did not report as priority claims
☐ Debts to pension or profit-sharing plans, and other similar debts
☐ Other. Specify

Nonpriority Creditor's Name

Number Street

City State ZIP Code

Who incurred the debt? Check one.

- ☐ Debtor 1 only
☐ Debtor 2 only
☐ Debtor 1 and Debtor 2 only
☐ At least one of the debtors and another

☐ Check if this claim is for a community debt

Is the claim subject to offset?

- ☐ No
☐ Yes

Last 4 digits of account number

\$

When was the debt incurred?

As of the date you file, the claim is: Check all that apply.

- ☐ Contingent
☐ Unliquidated
☐ Disputed

Type of NONPRIORITY unsecured claim:

- ☐ Student loans
☐ Obligations arising out of a separation agreement or divorce that you did not report as priority claims
☐ Debts to pension or profit-sharing plans, and other similar debts
☐ Other. Specify

Part 3: List Others to Be Notified About a Debt That You Already Listed

5. Use this page only if you have others to be notified about your bankruptcy, for a debt that you already listed in Parts 1 or 2. For example, if a collection agency is trying to collect from you for a debt you owe to someone else, list the original creditor in Parts 1 or 2, then list the collection agency here. Similarly, if you have more than one creditor for any of the debts that you listed in Parts 1 or 2, list the additional creditors here. If you do not have additional persons to be notified for any debts in Parts 1 or 2, do not fill out or submit this page.

Name

Number Street

City State ZIP Code

Name

Number Street

City State ZIP Code

Name

Number Street

City State ZIP Code

Name

Number Street

City State ZIP Code

Name

Number Street

City State ZIP Code

Name

Number Street

City State ZIP Code

Name

Number Street

City State ZIP Code

On which entry in Part 1 or Part 2 did you list the original creditor?

Line ____ of (Check one): ☐ Part 1: Creditors with Priority Unsecured Claims☐ Part 2: Creditors with Nonpriority Unsecured Claims

Last 4 digits of account number ____

On which entry in Part 1 or Part 2 did you list the original creditor?

Line ____ of (Check one): ☐ Part 1: Creditors with Priority Unsecured Claims☐ Part 2: Creditors with Nonpriority Unsecured

Claims

Last 4 digits of account number ____

On which entry in Part 1 or Part 2 did you list the original creditor?

Line ____ of (Check one): ☐ Part 1: Creditors with Priority Unsecured Claims☐ Part 2: Creditors with Nonpriority Unsecured

Claims

Last 4 digits of account number ____

On which entry in Part 1 or Part 2 did you list the original creditor?

Line ____ of (Check one): ☐ Part 1: Creditors with Priority Unsecured Claims☐ Part 2: Creditors with Nonpriority Unsecured

Claims

Last 4 digits of account number ____

On which entry in Part 1 or Part 2 did you list the original creditor?

Line ____ of (Check one): ☐ Part 1: Creditors with Priority Unsecured Claims☐ Part 2: Creditors with Nonpriority Unsecured

Claims

Last 4 digits of account number ____

On which entry in Part 1 or Part 2 did you list the original creditor?

Line ____ of (Check one): ☐ Part 1: Creditors with Priority Unsecured Claims☐ Part 2: Creditors with Nonpriority Unsecured

Claims

Last 4 digits of account number ____

On which entry in Part 1 or Part 2 did you list the original creditor?

Line ____ of (Check one): ☐ Part 1: Creditors with Priority Unsecured Claims☐ Part 2: Creditors with Nonpriority Unsecured

Claims

Last 4 digits of account number ____

Part 4: Add the Amounts for Each Type of Unsecured Claim

6. Total the amounts of certain types of unsecured claims. This information is for statistical reporting purposes only. 28 U.S.C. § 159. Add the amounts for each type of unsecured claim.

**Total claims
from Part 1**

6a. Domestic support obligations

6a. \$ _____

6b. Taxes and certain other debts you owe the government

6b. \$ _____

6c. Claims for death or personal injury while you were intoxicated

6c. \$ _____

6d. Other. Add all other priority unsecured claims. Write that amount here.

6d. + \$ _____

6e. Total. Add lines 6a through 6d.

6e. \$ _____

Total claim

**Total claims
from Part 2**

6f. Student loans

6f. \$ _____

6g. Obligations arising out of a separation agreement or divorce that you did not report as priority claims

6g. \$ _____

6h. Debts to pension or profit-sharing plans, and other similar debts

6h. \$ _____

6i. Other. Add all other nonpriority unsecured claims. Write that amount here.

6i. + \$ _____

6j. Total. Add lines 6f through 6i.

6j. \$ _____

Total claim

Fill in this information to identify your case:

Debtor _____
 First Name Middle Name Last Name

Debtor 2 _____
 (Spouse If filing) First Name Middle Name Last Name

United States Bankruptcy Court for the: _____ District of _____

Case number _____
 (If known)

☐ Check if this is an amended filing

Official Form 106G

Schedule G: Executory Contracts and Unexpired Leases

12/15

Be as complete and accurate as possible. If two married people are filing together, both are equally responsible for supplying correct information. If more space is needed, copy the additional page, fill it out, number the entries, and attach it to this page. On the top of any additional pages, write your name and case number (if known).

1. **Do you have any executory contracts or unexpired leases?**
 - ☐ No. Check this box and file this form with the court with your other schedules. You have nothing else to report on this form.
 - ☐ Yes. Fill in all of the information below even if the contracts or leases are listed on *Schedule A/B: Property* (Official Form 106A/B).
2. **List separately each person or company with whom you have the contract or lease. Then state what each contract or lease is for (for example, rent, vehicle lease, cell phone).** See the instructions for this form in the instruction booklet for more examples of executory contracts and unexpired leases.

	Person or company with whom you have the contract or lease	State what the contract or lease is for
2.1	Name _____ Number _____ Street _____ City _____ State _____ ZIP Code _____	
2.2	Name _____ Number _____ Street _____ City _____ State _____ ZIP Code _____	
2.3	Name _____ Number _____ Street _____ City _____ State _____ ZIP Code _____	
2.4	Name _____ Number _____ Street _____ City _____ State _____ ZIP Code _____	
2.5	Name _____ Number _____ Street _____ City _____ State _____ ZIP Code _____	

Debtor 1

First Name

Middle Name

Last Name

Case number (if known)

Additional Page if You Have More Contracts or Leases

Person or company with whom you have the contract or lease

What the contract or lease is for

22	Name	
	Number	Street
	City	State ZIP Code
2.	Name	
	Number	Street
	City	State ZIP Code
2.	Name	
	Number	Street
	City	State ZIP Code
2.	Name	
	Number	Street
	City	State ZIP Code
2.	Name	
	Number	Street
	City	State ZIP Code
2.	Name	
	Number	Street
	City	State ZIP Code
2.	Name	
	Number	Street
	City	State ZIP Code
2.	Name	
	Number	Street
	City	State ZIP Code

Fill in this information to identify your case:

Debtor 1 _____
First Name Middle Name Last Name

Debtor 2 _____
(Spouse, if filing) First Name Middle Name Last Name

United States Bankruptcy Court for the: _____ District of _____

Case number _____
(If known)

☐ Check if this is an amended filing

Official Form 106H

Schedule H: Your Codebtors

12/15

Codebtors are people or entities who are also liable for any debts you may have. Be as complete and accurate as possible. If two married people are filing together, both are equally responsible for supplying correct information. If more space is needed, copy the Additional Page, fill it out, and number the entries in the boxes on the left. Attach the Additional Page to this page. On the top of any Additional Pages, write your name and case number (if known). Answer every question.

1. Do you have any codebtors? (If you are filing a joint case, do not list either spouse as a codebtor.)

- ☐ No
☐ Yes

2. Within the last 8 years, have you lived in a community property state or territory? (*Community property states and territories include Arizona, California, Idaho, Louisiana, Nevada, New Mexico, Puerto Rico, Texas, Washington, and Wisconsin.*)

- ☐ No. Go to line 3.
☐ Yes. Did your spouse, former spouse, or legal equivalent live with you at the time?
☐ No

☐ Yes. In which community state or territory did you live? _____. Fill in the name and current address of that person.

Name of your spouse, former spouse, or legal equivalent

Number Street

City State ZIP Code

3. In Column 1, list all of your codebtors. Do not include your spouse as a codebtor if your spouse is filing with you. List the person shown in line 2 again as a codebtor only if that person is a guarantor or cosigner. Make sure you have listed the creditor on Schedule D (Official Form 106D), Schedule E/F (Official Form 106E/F), or Schedule G (Official Form 106G). Use Schedule D, Schedule E/F, or Schedule G to fill out Column 2.

Column 1: Your codebtor

Column 2: The creditor to whom you owe the debt

Check all schedules that apply:

3.1

Name

Number Street

City State ZIP Code

- ☐ Schedule D, line ____
☐ Schedule E/F, line ____
☐ Schedule G, line ____

3.2

Name

Number Street

City State ZIP Code

- ☐ Schedule D, line ____
☐ Schedule E/F, line ____
☐ Schedule G, line ____

3.3

Name

Number Street

City State ZIP Code

- ☐ Schedule D, line ____
☐ Schedule E/F, line ____
☐ Schedule G, line ____

Debtor 1

First Name Middle Name Last Name

Case number (if known)

Additional Page to List More Codebtors**Column 1: Your codebtor****Column 2: The creditor to whom you owe the debt**

Check all schedules that apply:

3. _	Name Number Street City State ZIP Code	<input type="checkbox"/> Schedule D, line _____ <input type="checkbox"/> Schedule E/F, line _____ <input type="checkbox"/> Schedule G, line _____
3. _	Name Number Street City State ZIP Code	<input type="checkbox"/> Schedule D, line _____ <input type="checkbox"/> Schedule E/F, line _____ <input type="checkbox"/> Schedule G, line _____
3. _	Name Number Street City State ZIP Code	<input type="checkbox"/> Schedule D, line _____ <input type="checkbox"/> Schedule E/F, line _____ <input type="checkbox"/> Schedule G, line _____
3. _	Name Number Street City State ZIP Code	<input type="checkbox"/> Schedule D, line _____ <input type="checkbox"/> Schedule E/F, line _____ <input type="checkbox"/> Schedule G, line _____
3. _	Name Number Street City State ZIP Code	<input type="checkbox"/> Schedule D, line _____ <input type="checkbox"/> Schedule E/F, line _____ <input type="checkbox"/> Schedule G, line _____
3. _	Name Number Street City State ZIP Code	<input type="checkbox"/> Schedule D, line _____ <input type="checkbox"/> Schedule E/F, line _____ <input type="checkbox"/> Schedule G, line _____
3. _	Name Number Street City State ZIP Code	<input type="checkbox"/> Schedule D, line _____ <input type="checkbox"/> Schedule E/F, line _____ <input type="checkbox"/> Schedule G, line _____
3. _	Name Number Street City State ZIP Code	<input type="checkbox"/> Schedule D, line _____ <input type="checkbox"/> Schedule E/F, line _____ <input type="checkbox"/> Schedule G, line _____

Fill in this information to identify your case:

Debtor 1

First Name Middle Name Last Name

Debtor 2

(Spouse, if filing)

First Name Middle Name Last Name

United States Bankruptcy Court for the: District of

Case number
(If known)

Check if this is:

☐ An amended filing☐ A supplement showing postpetition chapter 13 income as of the following date:

MM / DD / YYYY

Official Form 106I

Schedule I: Your Income

12/15

Be as complete and accurate as possible. If two married people are filing together (Debtor 1 and Debtor 2), both are equally responsible for supplying correct information. If you are married and not filing jointly, and your spouse is living with you, include information about your spouse. If you are separated and your spouse is not filing with you, do not include information about your spouse. If more space is needed, attach a separate sheet to this form. On the top of any additional pages, write your name and case number (if known). Answer every question.

Part 1: Describe Employment**1. Fill in your employment information.**

If you have more than one job, attach a separate page with information about additional employers.

Include part-time, seasonal, or self-employed work.

Occupation may include student or homemaker, if it applies.

Employment status☐ Employed
☐ Not employed**Debtor 2 or non-filing spouse**☐ Employed
☐ Not employed**Occupation****Employer's name****Employer's address**

Number Street

Number Street

City State ZIP Code

City State ZIP Code

How long employed there? _____

Part 2: Give Details About Monthly Income

Estimate monthly income as of the date you file this form. If you have nothing to report for any line, write \$0 in the space. Include your non-filing spouse unless you are separated.

If you or your non-filing spouse have more than one employer, combine the information for all employers for that person on the lines below. If you need more space, attach a separate sheet to this form.

For Debtor 1**For Debtor 2 or non-filing spouse**

2. List monthly gross wages, salary, and commissions (before all payroll deductions). If not paid monthly, calculate what the monthly wage would be.

2. \$ _____ \$ _____

3. Estimate and list monthly overtime pay.

3. + \$ _____ + \$ _____

4. Calculate gross income. Add line 2 + line 3.

4. \$ _____ \$ _____

	For Debtor 1	For Debtor 2 or non-filing spouse
Copy line 4 here..... → 4.	\$ _____	\$ _____
5. List all payroll deductions:		
5a. Tax, Medicare, and Social Security deductions	5a. \$ _____	\$ _____
5b. Mandatory contributions for retirement plans	5b. \$ _____	\$ _____
5c. Voluntary contributions for retirement plans	5c. \$ _____	\$ _____
5d. Required repayments of retirement fund loans	5d. \$ _____	\$ _____
5e. Insurance	5e. \$ _____	\$ _____
5f. Domestic support obligations	5f. \$ _____	\$ _____
5g. Union dues	5g. \$ _____	\$ _____
5h. Other deductions. Specify: _____	5h. + \$ _____	+ \$ _____
6. Add the payroll deductions. Add lines 5a + 5b + 5c + 5d + 5e + 5f + 5g + 5h.	6. \$ _____	\$ _____
7. Calculate total monthly take-home pay. Subtract line 6 from line 4.	7. \$ _____	\$ _____
8. List all other income regularly received:		
8a. Net income from rental property and from operating a business, profession, or farm Attach a statement for each property and business showing gross receipts, ordinary and necessary business expenses, and the total monthly net income.	8a. \$ _____	\$ _____
8b. Interest and dividends	8b. \$ _____	\$ _____
8c. Family support payments that you, a non-filing spouse, or a dependent regularly receive Include alimony, spousal support, child support, maintenance, divorce settlement, and property settlement.	8c. \$ _____	\$ _____
8d. Unemployment compensation	8d. \$ _____	\$ _____
8e. Social Security	8e. \$ _____	\$ _____
8f. Other government assistance that you regularly receive Include cash assistance and the value (if known) of any non-cash assistance that you receive, such as food stamps (benefits under the Supplemental Nutrition Assistance Program) or housing subsidies. Specify: _____	8f. \$ _____	\$ _____
8g. Pension or retirement income	8g. \$ _____	\$ _____
8h. Other monthly income. Specify: _____	8h. + \$ _____	+ \$ _____
9. Add all other income. Add lines 8a + 8b + 8c + 8d + 8e + 8f + 8g + 8h.	9. \$ _____	\$ _____
10. Calculate monthly income. Add line 7 + line 9. Add the entries in line 10 for Debtor 1 and Debtor 2 or non-filing spouse.	10. \$ _____ + \$ _____ = \$ _____	\$ _____
11. State all other regular contributions to the expenses that you list in Schedule J. Include contributions from an unmarried partner, members of your household, your dependents, your roommates, and other friends or relatives. Do not include any amounts already included in lines 2-10 or amounts that are not available to pay expenses listed in Schedule J. Specify: _____		
		11. + \$ _____
12. Add the amount in the last column of line 10 to the amount in line 11. The result is the combined monthly income. Write that amount on the <i>Summary of Your Assets and Liabilities and Certain Statistical Information</i> , if it applies		12. \$ _____ Combined monthly income
13. Do you expect an increase or decrease within the year after you file this form? <input type="checkbox"/> No. <input type="checkbox"/> Yes. Explain: _____		

Fill in this information to identify your case:

Debtor 1 _____
First Name Middle Name Last Name

Debtor 2 _____
(Spouse, if filing) First Name Middle Name Last Name

United States Bankruptcy Court for the: _____ District of _____

Case number _____
(If known)

Check if this is:

- ☐ An amended filing
- ☐ A supplement showing postpetition chapter 13 expenses as of the following date:

MM / DD / YYYY

Official Form 106J

Schedule J: Your Expenses

12/15

Be as complete and accurate as possible. If two married people are filing together, both are equally responsible for supplying correct information. If more space is needed, attach another sheet to this form. On the top of any additional pages, write your name and case number (if known). Answer every question.

Part 1: Describe Your Household

1. Is this a joint case?

- ☐ No. Go to line 2.
- ☐ Yes. Does Debtor 2 live in a separate household?
- ☐ No
- ☐ Yes. Debtor 2 must file Official Form 106J-2, *Expenses for Separate Household of Debtor 2*.

2. Do you have dependents?

Do not list Debtor 1 and Debtor 2.

Do not state the dependents' names.

☐ No

☐ Yes. Fill out this information for each dependent.....

Dependent's relationship to Debtor 1 or Debtor 2

Dependent's age

Does dependent live with you?

- ☐ No
- ☐ Yes
- ☐ No
- ☐ Yes
- ☐ No
- ☐ Yes
- ☐ No
- ☐ Yes
- ☐ No
- ☐ Yes

3. Do your expenses include expenses of people other than yourself and your dependents?

- ☐ No
- ☐ Yes

Part 2: Estimate Your Ongoing Monthly Expenses

Estimate your expenses as of your bankruptcy filing date unless you are using this form as a supplement in a Chapter 13 case to report expenses as of a date after the bankruptcy is filed. If this is a supplemental *Schedule J*, check the box at the top of the form and fill in the applicable date.

Include expenses paid for with non-cash government assistance if you know the value of such assistance and have included it on *Schedule I: Your Income* (Official Form 106I.)

4. The rental or home ownership expenses for your residence. Include first mortgage payments and any rent for the ground or lot.

4. \$ _____

If not included in line 4:

4a. Real estate taxes

4a. \$ _____

4b. Property, homeowner's, or renter's insurance

4b. \$ _____

4c. Home maintenance, repair, and upkeep expenses

4c. \$ _____

4d. Homeowner's association or condominium dues

4d. \$ _____

Debtor 1

First Name Middle Name Last Name

Case number (if known)

Your expenses

5. Additional mortgage payments for your residence , such as home equity loans	5.	\$ _____
6. Utilities:		
6a. Electricity, heat, natural gas	6a.	\$ _____
6b. Water, sewer, garbage collection	6b.	\$ _____
6c. Telephone, cell phone, Internet, satellite, and cable services	6c.	\$ _____
6d. Other. Specify: _____	6d.	\$ _____
7. Food and housekeeping supplies	7.	\$ _____
8. Childcare and children's education costs	8.	\$ _____
9. Clothing, laundry, and dry cleaning	9.	\$ _____
10. Personal care products and services	10.	\$ _____
11. Medical and dental expenses	11.	\$ _____
12. Transportation. Include gas, maintenance, bus or train fare. Do not include car payments.	12.	\$ _____
13. Entertainment, clubs, recreation, newspapers, magazines, and books	13.	\$ _____
14. Charitable contributions and religious donations	14.	\$ _____
15. Insurance. Do not include insurance deducted from your pay or included in lines 4 or 20.		
15a. Life insurance	15a.	\$ _____
15b. Health insurance	15b.	\$ _____
15c. Vehicle insurance	15c.	\$ _____
15d. Other insurance. Specify: _____	15d.	\$ _____
16. Taxes. Do not include taxes deducted from your pay or included in lines 4 or 20. Specify: _____	16.	\$ _____
17. Installment or lease payments:		
17a. Car payments for Vehicle 1	17a.	\$ _____
17b. Car payments for Vehicle 2	17b.	\$ _____
17c. Other. Specify: _____	17c.	\$ _____
17d. Other. Specify: _____	17d.	\$ _____
18. Your payments of alimony, maintenance, and support that you did not report as deducted from your pay on line 5, Schedule I, Your Income (Official Form 106I).	18.	\$ _____
19. Other payments you make to support others who do not live with you. Specify: _____	19.	\$ _____
20. Other real property expenses not included in lines 4 or 5 of this form or on Schedule I: Your Income.		
20a. Mortgages on other property	20a.	\$ _____
20b. Real estate taxes	20b.	\$ _____
20c. Property, homeowner's, or renter's insurance	20c.	\$ _____
20d. Maintenance, repair, and upkeep expenses	20d.	\$ _____
20e. Homeowner's association or condominium dues	20e.	\$ _____

Debtor 1

First Name Middle Name Last Name

Case number (if known)

21. Other. Specify: _____

21. +\$ _____

22. Calculate your monthly expenses.

22a. Add lines 4 through 21.

22a. \$ _____

22b. Copy line 22 (monthly expenses for Debtor 2), if any, from Official Form 106J-2

22b. \$ _____

22c. Add line 22a and 22b. The result is your monthly expenses.

22c. \$ _____

23. Calculate your monthly net income.

23a. Copy line 12 (*your combined monthly income*) from *Schedule I*.

23a. \$ _____

23b. Copy your monthly expenses from line 22c above.

23b. - \$ _____

23c. Subtract your monthly expenses from your monthly income.
The result is your *monthly net income*.

23c. \$ _____

24. Do you expect an increase or decrease in your expenses within the year after you file this form?

For example, do you expect to finish paying for your car loan within the year or do you expect your mortgage payment to increase or decrease because of a modification to the terms of your mortgage?

☐ No.

☐ Yes.

Explain here:

Fill in this information to identify your case:

Debtor 1 _____
 First Name Middle Name Last Name

Debtor 2 _____
 (Spouse, if filing) First Name Middle Name Last Name

United States Bankruptcy Court for the: _____ District of _____

Case number _____
 (if known)

Check if this is:

- ☐ An amended filing
- ☐ A supplement showing postpetition chapter 13 expenses as of the following date:

MM / DD / YYYY

Official Form 106J-2

Schedule J-2: Expenses for Separate Household of Debtor 2

12/15

Use this form for Debtor 2's separate household expenses ONLY IF Debtor 1 and Debtor 2 maintain separate households. *If Debtor 1 and Debtor 2 have one or more dependents in common, list the dependents on both Schedule J and this form. Answer the questions on this form only with respect to expenses for Debtor 2 that are not reported on Schedule J.* Be as complete and accurate as possible. If more space is needed, attach another sheet to this form. On the top of any additional pages, write your name and case number (if known). Answer every question.

Part 1: Describe Your Household

1. Do you and Debtor 1 maintain separate households?

- ☐ No. Do not complete this form.
- ☐ Yes

2. Do you have dependents?

Do not list Debtor 1 but list all other dependents of Debtor 2 regardless of whether listed as a dependent of Debtor 1 on Schedule J.

Do not state the dependents' names.

☐ No

☐ Yes. Fill out this information for each dependent.....

Dependent's relationship to Debtor 2:

Dependent's age

Does dependent live with you?

- ☐ No
☐ Yes
☐ No
☐ Yes
☐ No
☐ Yes
☐ No
☐ Yes
☐ No
☐ Yes

3. Do your expenses include expenses of people other than yourself, your dependents, and Debtor 1?

- ☐ No
☐ Yes

Part 2: Estimate Your Ongoing Monthly Expenses

Estimate your expenses as of your bankruptcy filing date unless you are using this form as a supplement in a Chapter 13 case to report expenses as of a date after the bankruptcy is filed.

Include expenses paid for with non-cash government assistance if you know the value of such assistance and have included it on *Schedule I: Your Income* (Official Form 106I.)

4. The rental or home ownership expenses for your residence. Include first mortgage payments and any rent for the ground or lot.

If not included in line 4:

- 4a. Real estate taxes
- 4b. Property, homeowner's, or renter's insurance
- 4c. Home maintenance, repair, and upkeep expenses
- 4d. Homeowner's association or condominium dues

Your expenses

4. \$ _____

4a. \$ _____

4b. \$ _____

4c. \$ _____

4d. \$ _____

Debtor 1

First Name Middle Name Last Name

Case number (if known)

Your expenses

5. Additional mortgage payments for your residence, such as home equity loans	5.	\$	_____
6. Utilities:			
6a. Electricity, heat, natural gas	6a.	\$	_____
6b. Water, sewer, garbage collection	6b.	\$	_____
6c. Telephone, cell phone, Internet, satellite, and cable services	6c.	\$	_____
6d. Other. Specify: _____	6d.	\$	_____
7. Food and housekeeping supplies	7.	\$	_____
8. Childcare and children's education costs	8.	\$	_____
9. Clothing, laundry, and dry cleaning	9.	\$	_____
10. Personal care products and services	10.	\$	_____
11. Medical and dental expenses	11.	\$	_____
12. Transportation. Include gas, maintenance, bus or train fare. Do not include car payments.	12.	\$	_____
13. Entertainment, clubs, recreation, newspapers, magazines, and books	13.	\$	_____
14. Charitable contributions and religious donations	14.	\$	_____
15. Insurance. Do not include insurance deducted from your pay or included in lines 4 or 20.			
15a. Life insurance	15a.	\$	_____
15b. Health insurance	15b.	\$	_____
15c. Vehicle insurance	15c.	\$	_____
15d. Other insurance. Specify: _____	15d.	\$	_____
16. Taxes. Do not include taxes deducted from your pay or included in lines 4 or 20. Specify: _____	16.	\$	_____
17. Installment or lease payments:			
17a. Car payments for Vehicle 1	17a.	\$	_____
17b. Car payments for Vehicle 2	17b.	\$	_____
17c. Other. Specify: _____	17c.	\$	_____
17d. Other. Specify: _____	17d.	\$	_____
18. Your payments of alimony, maintenance, and support that you did not report as deducted from your pay on line 5, <i>Schedule I, Your Income</i> (Official Form 106I).	18.	\$	_____
19. Other payments you make to support others who do not live with you. Specify: _____	19.	\$	_____
20. Other real property expenses not included in lines 4 or 5 of this form or on <i>Schedule I: Your Income</i> .			
20a. Mortgages on other property	20a.	\$	_____
20b. Real estate taxes	20b.	\$	_____
20c. Property, homeowner's, or renter's insurance	20c.	\$	_____
20d. Maintenance, repair, and upkeep expenses	20d.	\$	_____
20e. Homeowner's association or condominium dues	20e.	\$	_____

Debtor 1

First Name Middle Name Last Name

Case number (if known)

21. Other. Specify:

21. +\$

22. Your monthly expenses. Add lines 5 through 21.

The result is the monthly expenses of Debtor 2. Copy the result to line 22b of Schedule J to calculate the total expenses for Debtor 1 and Debtor 2.

22. \$

23. Line not used on this form.

24. Do you expect an increase or decrease in your expenses within the year after you file this form?

For example, do you expect to finish paying for your car loan within the year or do you expect your mortgage payment to increase or decrease because of a modification to the terms of your mortgage?

☐ No.

☐ Yes.

Explain here:

Fill in this information to identify your case:

Debtor 1 _____
 First Name Middle Name Last Name

Debtor 2 _____
 (Spouse, if filing) First Name Middle Name Last Name

United States Bankruptcy Court for the: _____ District of _____

Case number _____
 (if known)

☐ Check if this is an amended filing

Official Form 106Sum

Summary of Your Assets and Liabilities and Certain Statistical Information

12/15

Be as complete and accurate as possible. If two married people are filing together, both are equally responsible for supplying correct information. Fill out all of your schedules first; then complete the information on this form. If you are filing amended schedules after you file your original forms, you must fill out a new *Summary* and check the box at the top of this page.

Part 1: Summarize Your Assets

Your assets
 Value of what you own

1. *Schedule A/B: Property* (Official Form 106A/B)

1a. Copy line 55, Total real estate, from *Schedule A/B* \$ _____

1b. Copy line 62, Total personal property, from *Schedule A/B* \$ _____

1c. Copy line 63, Total of all property on *Schedule A/B* \$ _____

Part 2: Summarize Your Liabilities

Your liabilities
 Amount you owe

2. *Schedule D: Creditors Who Have Claims Secured by Property* (Official Form 106D)

2a. Copy the total you listed in Column A, *Amount of claim*, at the bottom of the last page of Part 1 of *Schedule D* \$ _____

3. *Schedule E/F: Creditors Who Have Unsecured Claims* (Official Form 106E/F)

3a. Copy the total claims from Part 1 (priority unsecured claims) from line 6e of *Schedule E/F* \$ _____

3b. Copy the total claims from Part 2 (nonpriority unsecured claims) from line 6j of *Schedule E/F* + \$ _____

Your total liabilities

\$ _____

Part 3: Summarize Your Income and Expenses

4. *Schedule I: Your Income* (Official Form 106I)

Copy your combined monthly income from line 12 of *Schedule I* \$ _____

5. *Schedule J: Your Expenses* (Official Form 106J)

Copy your monthly expenses from line 22c of *Schedule J* \$ _____

Debtor 1

First Name

Middle Name

Last Name

Case number (if known)

Part 4: Answer These Questions for Administrative and Statistical Records**6. Are you filing for bankruptcy under Chapters 7, 11, or 13?**

- ☐ No. You have nothing to report on this part of the form. Check this box and submit this form to the court with your other schedules.
- ☐ Yes

7. What kind of debt do you have?

- ☐ **Your debts are primarily consumer debts.** *Consumer debts* are those "incurred by an individual primarily for a personal, family, or household purpose." 11 U.S.C. § 101(8). Fill out lines 8-9g for statistical purposes. 28 U.S.C. § 159.
- ☐ **Your debts are not primarily consumer debts.** You have nothing to report on this part of the form. Check this box and submit this form to the court with your other schedules.

8. From the Statement of Your Current Monthly Income: Copy your total current monthly income from Official Form 122A-1 Line 11; OR, Form 122B Line 11; OR, Form 122C-1 Line 14.

\$ _____

9. Copy the following special categories of claims from Part 4, line 6 of Schedule E/F:

Total claim

From Part 4 on Schedule E/F, copy the following:

9a. Domestic support obligations (Copy line 6a.)

\$ _____

9b. Taxes and certain other debts you owe the government. (Copy line 6b.)

\$ _____

9c. Claims for death or personal injury while you were intoxicated. (Copy line 6c.)

\$ _____

9d. Student loans. (Copy line 6f.)

\$ _____

9e. Obligations arising out of a separation agreement or divorce that you did not report as priority claims. (Copy line 6g.)

\$ _____

9f. Debts to pension or profit-sharing plans, and other similar debts. (Copy line 6h.)

+ \$ _____

9g. **Total.** Add lines 9a through 9f.

\$ _____

Fill in this information to identify your case:

Debtor 1 _____
First Name Middle Name Last Name

Debtor 2 _____
(Spouse, if filing) First Name Middle Name Last Name

United States Bankruptcy Court for the: _____ District of _____

Case number _____
(if known)

☐ Check if this is an amended filing

Official Form 106Dec

Declaration About an Individual Debtor's Schedules

12/15

If two married people are filing together, both are equally responsible for supplying correct information.

You must file this form whenever you file bankruptcy schedules or amended schedules. Making a false statement, concealing property, or obtaining money or property by fraud in connection with a bankruptcy case can result in fines up to \$250,000, or imprisonment for up to 20 years, or both. 18 U.S.C. §§ 152, 1341, 1519, and 3571.

Sign Below

Did you pay or agree to pay someone who is NOT an attorney to help you fill out bankruptcy forms?

☐ No

☐ Yes. Name of person _____ Attach Bankruptcy Petition Preparer's Notice, Declaration, and Signature (Official Form 119).

Under penalty of perjury, I declare that I have read the summary and schedules filed with this declaration and that they are true and correct.

x

Signature of Debtor 1

x

Signature of Debtor 2

Date _____
MM / DD / YYYY

Date _____
MM / DD / YYYY

Fill in this information to identify your case:

Debtor 1 _____
First Name Middle Name Last Name

Debtor 2 _____
(Spouse, if filing) First Name Middle Name Last Name

United States Bankruptcy Court for the: _____ District of _____

Case number _____
(if known)

☐ Check if this is an amended filing

Official Form 108

Statement of Intention for Individuals Filing Under Chapter 7

12/15

If you are an individual filing under chapter 7, you must fill out this form if:

- creditors have claims secured by your property, or
- you have leased personal property and the lease has not expired.

You must file this form with the court within 30 days after you file your bankruptcy petition or by the date set for the meeting of creditors, whichever is earlier, unless the court extends the time for cause. You must also send copies to the creditors and lessors you list on the form.

If two married people are filing together in a joint case, both are equally responsible for supplying correct information. Both debtors must sign and date the form.

Be as complete and accurate as possible. If more space is needed, attach a separate sheet to this form. On the top of any additional pages, write your name and case number (if known).

Part 1: List Your Creditors Who Have Secured Claims

1. For any creditors that you listed in Part 1 of *Schedule D: Creditors Who Have Claims Secured by Property* (Official Form 106D), fill in the information below.

Identify the creditor and the property that is collateral

What do you intend to do with the property that secures a debt?

Did you claim the property as exempt on Schedule C?

Creditor's name:

Description of property securing debt:

- ☐ Surrender the property.
- ☐ Retain the property and redeem it.
- ☐ Retain the property and enter into a *Reaffirmation Agreement*.
- ☐ Retain the property and [explain]: _____

- ☐ No
- ☐ Yes

Creditor's name:

Description of property securing debt:

- ☐ Surrender the property.
- ☐ Retain the property and redeem it.
- ☐ Retain the property and enter into a *Reaffirmation Agreement*.
- ☐ Retain the property and [explain]: _____

- ☐ No
- ☐ Yes

Creditor's name:

Description of property securing debt:

- ☐ Surrender the property.
- ☐ Retain the property and redeem it.
- ☐ Retain the property and enter into a *Reaffirmation Agreement*.
- ☐ Retain the property and [explain]: _____

- ☐ No
- ☐ Yes

Creditor's name:

Description of property securing debt:

- ☐ Surrender the property.
- ☐ Retain the property and redeem it.
- ☐ Retain the property and enter into a *Reaffirmation Agreement*.
- ☐ Retain the property and [explain]: _____

- ☐ No
- ☐ Yes

Debtor 1

First Name

Middle Name

Last Name

Case number (if known)

Part 2: List Your Unexpired Personal Property Leases

For any unexpired personal property lease that you listed in *Schedule G: Executory Contracts and Unexpired Leases* (Official Form 106G), fill in the information below. Do not list real estate leases. *Unexpired leases* are leases that are still in effect; the lease period has not yet ended. You may assume an unexpired personal property lease if the trustee does not assume it. 11 U.S.C. § 365(p)(2).

Describe your unexpired personal property leases

Will the lease be assumed?

Lessor's name:

☐ No

Description of leased property:

☐ Yes

Lessor's name:

☐ No

Description of leased property:

☐ Yes

Lessor's name:

☐ No

Description of leased property:

☐ Yes

Lessor's name:

☐ No

Description of leased property:

☐ Yes

Lessor's name:

☐ No

Description of leased property:

☐ Yes

Lessor's name:

☐ No

Description of leased property:

☐ Yes

Lessor's name:

☐ No

Description of leased property:

☐ Yes**Part 3: Sign Below**

Under penalty of perjury, I declare that I have indicated my intention about any property of my estate that secures a debt and any personal property that is subject to an unexpired lease.

X

Signature of Debtor 1

Date

MM / DD / YYYY

X

Signature of Debtor 2

Date

MM / DD / YYYY

Fill in this information to identify your case:

Debtor 1 _____
First Name Middle Name Last Name

Debtor 2 _____
(Spouse, if filing) First Name Middle Name Last Name

United States Bankruptcy Court for the: _____ District of _____

Case number _____
(If known)

☐ Check if this is an amended filing

Official Form 107**Statement of Financial Affairs for Individuals Filing for Bankruptcy**

04/22

Be as complete and accurate as possible. If two married people are filing together, both are equally responsible for supplying correct information. If more space is needed, attach a separate sheet to this form. On the top of any additional pages, write your name and case number (if known). Answer every question.

Part 1: Give Details About Your Marital Status and Where You Lived Before**1. What is your current marital status?**

- ☐ Married
☐ Not married

2. During the last 3 years, have you lived anywhere other than where you live now?

- ☐ No
☐ Yes. List all of the places you lived in the last 3 years. Do not include where you live now.

Debtor 1:**Dates Debtor 1
lived there****Debtor 2:****Dates Debtor 2
lived there**☐ Same as Debtor 1☐ Same as Debtor 1

Number Street From _____
To _____

City State ZIP Code

Number Street From _____
To _____

City State ZIP Code

☐ Same as Debtor 1☐ Same as Debtor 1

Number Street From _____
To _____

City State ZIP Code

Number Street From _____
To _____

City State ZIP Code

3. Within the last 8 years, did you ever live with a spouse or legal equivalent in a community property state or territory? (Community property states and territories include Arizona, California, Idaho, Louisiana, Nevada, New Mexico, Puerto Rico, Texas, Washington, and Wisconsin.)

- ☐ No
☐ Yes. Make sure you fill out *Schedule H: Your Codebtors* (Official Form 106H).

Part 2: Explain the Sources of Your Income

4. Did you have any income from employment or from operating a business during this year or the two previous calendar years?

Fill in the total amount of income you received from all jobs and all businesses, including part-time activities.

If you are filing a joint case and you have income that you receive together, list it only once under Debtor 1.

☐ No

☐ Yes. Fill in the details.

	Debtor 1		Debtor 2	
	Sources of income Check all that apply.	Gross income (before deductions and exclusions)	Sources of income Check all that apply.	Gross income (before deductions and exclusions)
From January 1 of current year until the date you filed for bankruptcy:	<input type="checkbox"/> Wages, commissions, bonuses, tips <input type="checkbox"/> Operating a business	\$ _____	<input type="checkbox"/> Wages, commissions, bonuses, tips <input type="checkbox"/> Operating a business	\$ _____
For last calendar year: (January 1 to December 31, _____) YYYY	<input type="checkbox"/> Wages, commissions, bonuses, tips <input type="checkbox"/> Operating a business	\$ _____	<input type="checkbox"/> Wages, commissions, bonuses, tips <input type="checkbox"/> Operating a business	\$ _____
For the calendar year before that: (January 1 to December 31, _____) YYYY	<input type="checkbox"/> Wages, commissions, bonuses, tips <input type="checkbox"/> Operating a business	\$ _____	<input type="checkbox"/> Wages, commissions, bonuses, tips <input type="checkbox"/> Operating a business	\$ _____

5. Did you receive any other income during this year or the two previous calendar years?

Include income regardless of whether that income is taxable. Examples of *other income* are alimony; child support; Social Security, unemployment, and other public benefit payments; pensions; rental income; interest; dividends; money collected from lawsuits; royalties; and gambling and lottery winnings. If you are filing a joint case and you have income that you received together, list it only once under Debtor 1.

List each source and the gross income from each source separately. Do not include income that you listed in line 4.

☐ No

☐ Yes. Fill in the details.

	Debtor 1		Debtor 2	
	Sources of income Describe below.	Gross income from each source (before deductions and exclusions)	Sources of income Describe below.	Gross income from each source (before deductions and exclusions)
From January 1 of current year until the date you filed for bankruptcy:	_____	\$ _____	_____	\$ _____
	_____	\$ _____	_____	\$ _____
	_____	\$ _____	_____	\$ _____
For last calendar year: (January 1 to December 31, _____) YYYY	_____	\$ _____	_____	\$ _____
	_____	\$ _____	_____	\$ _____
	_____	\$ _____	_____	\$ _____
For the calendar year before that: (January 1 to December 31, _____) YYYY	_____	\$ _____	_____	\$ _____
	_____	\$ _____	_____	\$ _____
	_____	\$ _____	_____	\$ _____

Part 3: List Certain Payments You Made Before You Filed for Bankruptcy**6. Are either Debtor 1's or Debtor 2's debts primarily consumer debts?**

- ☐ No. **Neither Debtor 1 nor Debtor 2 has primarily consumer debts.** *Consumer debts* are defined in 11 U.S.C. § 101(8) as "incurred by an individual primarily for a personal, family, or household purpose."

During the 90 days before you filed for bankruptcy, did you pay any creditor a total of \$7,575* or more?

- ☐ No. Go to line 7.

- ☐ Yes. List below each creditor to whom you paid a total of \$7,575* or more in one or more payments and the total amount you paid that creditor. Do not include payments for domestic support obligations, such as child support and alimony. Also, do not include payments to an attorney for this bankruptcy case.

* Subject to adjustment on 4/01/25 and every 3 years after that for cases filed on or after the date of adjustment.

- ☐ Yes. **Debtor 1 or Debtor 2 or both have primarily consumer debts.**

During the 90 days before you filed for bankruptcy, did you pay any creditor a total of \$600 or more?

- ☐ No. Go to line 7.

- ☐ Yes. List below each creditor to whom you paid a total of \$600 or more and the total amount you paid that creditor. Do not include payments for domestic support obligations, such as child support and alimony. Also, do not include payments to an attorney for this bankruptcy case.

	Dates of payment	Total amount paid	Amount you still owe	Was this payment for...
Creditor's Name		\$	\$	<input type="checkbox"/> Mortgage
Number Street				<input type="checkbox"/> Car
				<input type="checkbox"/> Credit card
City State ZIP Code				<input type="checkbox"/> Loan repayment
				<input type="checkbox"/> Suppliers or vendors
				<input type="checkbox"/> Other
Creditor's Name		\$	\$	<input type="checkbox"/> Mortgage
Number Street				<input type="checkbox"/> Car
				<input type="checkbox"/> Credit card
City State ZIP Code				<input type="checkbox"/> Loan repayment
				<input type="checkbox"/> Suppliers or vendors
				<input type="checkbox"/> Other
Creditor's Name		\$	\$	<input type="checkbox"/> Mortgage
Number Street				<input type="checkbox"/> Car
				<input type="checkbox"/> Credit card
City State ZIP Code				<input type="checkbox"/> Loan repayment
				<input type="checkbox"/> Suppliers or vendors
				<input type="checkbox"/> Other

7. Within 1 year before you filed for bankruptcy, did you make a payment on a debt you owed anyone who was an insider?

Insiders include your relatives; any general partners; relatives of any general partners; partnerships of which you are a general partner; corporations of which you are an officer, director, person in control, or owner of 20% or more of their voting securities; and any managing agent, including one for a business you operate as a sole proprietor. 11 U.S.C. § 101. Include payments for domestic support obligations, such as child support and alimony.

☐ No☐ Yes. List all payments to an insider.

	Dates of payment	Total amount paid	Amount you still owe	Reason for this payment
Insider's Name		\$	\$	
Number Street				
City State ZIP Code				
Insider's Name		\$	\$	
Number Street				
City State ZIP Code				

8. Within 1 year before you filed for bankruptcy, did you make any payments or transfer any property on account of a debt that benefited an insider?

Include payments on debts guaranteed or cosigned by an insider.

☐ No☐ Yes. List all payments that benefited an insider.

	Dates of payment	Total amount paid	Amount you still owe	Reason for this payment Include creditor's name
Insider's Name		\$	\$	
Number Street				
City State ZIP Code				
Insider's Name		\$	\$	
Number Street				
City State ZIP Code				

Part 4: Identify Legal Actions, Repossessions, and Foreclosures**9. Within 1 year before you filed for bankruptcy, were you a party in any lawsuit, court action, or administrative proceeding?**

List all such matters, including personal injury cases, small claims actions, divorces, collection suits, paternity actions, support or custody modifications, and contract disputes.

- ☐ No
- ☐ Yes. Fill in the details.

	Nature of the case	Court or agency	Status of the case
Case title _____ _____		Court Name _____ Number Street _____ City _____ State _____ ZIP Code _____	<input type="checkbox"/> Pending <input type="checkbox"/> On appeal <input type="checkbox"/> Concluded
Case number _____			
Case title _____ _____		Court Name _____ Number Street _____ City _____ State _____ ZIP Code _____	<input type="checkbox"/> Pending <input type="checkbox"/> On appeal <input type="checkbox"/> Concluded
Case number _____			

10. Within 1 year before you filed for bankruptcy, was any of your property repossessed, foreclosed, garnished, attached, seized, or levied?

Check all that apply and fill in the details below.

- ☐ No. Go to line 11.
- ☐ Yes. Fill in the information below.

	Describe the property	Date	Value of the property
Creditor's Name _____ Number Street _____ _____		_____	\$ _____
City _____ State _____ ZIP Code _____			
	Explain what happened		
	<input type="checkbox"/> Property was repossessed. <input type="checkbox"/> Property was foreclosed. <input type="checkbox"/> Property was garnished. <input type="checkbox"/> Property was attached, seized, or levied.		
	Describe the property	Date	Value of the property
Creditor's Name _____ Number Street _____ _____		_____	\$ _____
City _____ State _____ ZIP Code _____			
	Explain what happened		
	<input type="checkbox"/> Property was repossessed. <input type="checkbox"/> Property was foreclosed. <input type="checkbox"/> Property was garnished. <input type="checkbox"/> Property was attached, seized, or levied.		

11. Within 90 days before you filed for bankruptcy, did any creditor, including a bank or financial institution, set off any amounts from your accounts or refuse to make a payment because you owed a debt?

- ☐ No
☐ Yes. Fill in the details.

Creditor's Name	Describe the action the creditor took	Date action was taken	Amount
Number Street			\$ _____
City State ZIP Code	Last 4 digits of account number: XXXX-__ __ __ __		

12. Within 1 year before you filed for bankruptcy, was any of your property in the possession of an assignee for the benefit of creditors, a court-appointed receiver, a custodian, or another official?

- ☐ No
☐ Yes

Part 5: List Certain Gifts and Contributions

13. Within 2 years before you filed for bankruptcy, did you give any gifts with a total value of more than \$600 per person?

- ☐ No
☐ Yes. Fill in the details for each gift.

Gifts with a total value of more than \$600 per person	Describe the gifts	Dates you gave the gifts	Value
Person to Whom You Gave the Gift			\$ _____
			\$ _____
Number Street			
City State ZIP Code			
Person's relationship to you			
Gifts with a total value of more than \$600 per person	Describe the gifts	Dates you gave the gifts	Value
Person to Whom You Gave the Gift			\$ _____
			\$ _____
Number Street			
City State ZIP Code			
Person's relationship to you			

14. Within 2 years before you filed for bankruptcy, did you give any gifts or contributions with a total value of more than \$600 to any charity?

- ☐ No
- ☐ Yes. Fill in the details for each gift or contribution.

Gifts or contributions to charities that total more than \$600	Describe what you contributed	Date you contributed	Value
Charity's Name _____ _____ Number Street _____ City _____ State _____ ZIP Code _____		_____	\$ _____
		_____	\$ _____

Part 6: List Certain Losses**15. Within 1 year before you filed for bankruptcy or since you filed for bankruptcy, did you lose anything because of theft, fire, other disaster, or gambling?**

- ☐ No
- ☐ Yes. Fill in the details.

Describe the property you lost and how the loss occurred	Describe any insurance coverage for the loss	Date of your loss	Value of property lost
	Include the amount that insurance has paid. List pending insurance claims on line 33 of <i>Schedule A/B: Property</i> .	_____	\$ _____

Part 7: List Certain Payments or Transfers**16. Within 1 year before you filed for bankruptcy, did you or anyone else acting on your behalf pay or transfer any property to anyone you consulted about seeking bankruptcy or preparing a bankruptcy petition?**

Include any attorneys, bankruptcy petition preparers, or credit counseling agencies for services required in your bankruptcy.

- ☐ No
- ☐ Yes. Fill in the details.

Person Who Was Paid	Description and value of any property transferred	Date payment or transfer was made	Amount of payment
_____ Number Street _____ _____ City _____ State _____ ZIP Code _____ Email or website address _____ Person Who Made the Payment, if Not You _____		_____	\$ _____
		_____	\$ _____

Debtor 1

First Name Middle Name Last Name

Case number (if known)

	Description and value of any property transferred	Date payment or transfer was made	Amount of payment
Person Who Was Paid			\$
Number Street			\$
City State ZIP Code			
Email or website address			
Person Who Made the Payment, if Not You			

17. Within 1 year before you filed for bankruptcy, did you or anyone else acting on your behalf pay or transfer any property to anyone who promised to help you deal with your creditors or to make payments to your creditors?

Do not include any payment or transfer that you listed on line 16.

- ☐ No
☐ Yes. Fill in the details.

	Description and value of any property transferred	Date payment or transfer was made	Amount of payment
Person Who Was Paid			\$
Number Street			\$
City State ZIP Code			

18. Within 2 years before you filed for bankruptcy, did you sell, trade, or otherwise transfer any property to anyone, other than property transferred in the ordinary course of your business or financial affairs?

Include both outright transfers and transfers made as security (such as the granting of a security interest or mortgage on your property). Do not include gifts and transfers that you have already listed on this statement.

- ☐ No
☐ Yes. Fill in the details.

	Description and value of property transferred	Describe any property or payments received or debts paid in exchange	Date transfer was made
Person Who Received Transfer			
Number Street			
City State ZIP Code			
Person's relationship to you			
Person Who Received Transfer			
Number Street			
City State ZIP Code			
Person's relationship to you			

19. Within 10 years before you filed for bankruptcy, did you transfer any property to a self-settled trust or similar device of which you are a beneficiary? (These are often called *asset-protection devices*.)

- ☐ No
☐ Yes. Fill in the details.

Description and value of the property transferred	Date transfer was made
Name of trust _____ 	_____

Part 8: List Certain Financial Accounts, Instruments, Safe Deposit Boxes, and Storage Units

20. Within 1 year before you filed for bankruptcy, were any financial accounts or instruments held in your name, or for your benefit, closed, sold, moved, or transferred?

Include checking, savings, money market, or other financial accounts; certificates of deposit; shares in banks, credit unions, brokerage houses, pension funds, cooperatives, associations, and other financial institutions.

- ☐ No
☐ Yes. Fill in the details.

	Last 4 digits of account number	Type of account or instrument	Date account was closed, sold, moved, or transferred	Last balance before closing or transfer
Name of Financial Institution _____ Number Street _____ City _____ State _____ ZIP Code _____	XXXX-____-____-____	<input type="checkbox"/> Checking <input type="checkbox"/> Savings <input type="checkbox"/> Money market <input type="checkbox"/> Brokerage <input type="checkbox"/> Other _____	_____	\$ _____
Name of Financial Institution _____ Number Street _____ City _____ State _____ ZIP Code _____	XXXX-____-____-____	<input type="checkbox"/> Checking <input type="checkbox"/> Savings <input type="checkbox"/> Money market <input type="checkbox"/> Brokerage <input type="checkbox"/> Other _____	_____	\$ _____

21. Do you now have, or did you have within 1 year before you filed for bankruptcy, any safe deposit box or other depository for securities, cash, or other valuables?

- ☐ No
☐ Yes. Fill in the details.

Who else had access to it?	Describe the contents	Do you still have it?
Name of Financial Institution _____ Number Street _____ City _____ State _____ ZIP Code _____	Name _____ Number Street _____ City _____ State _____ ZIP Code _____	<input type="checkbox"/> No <input type="checkbox"/> Yes

22. Have you stored property in a storage unit or place other than your home within 1 year before you filed for bankruptcy?

- ☐ No
- ☐ Yes. Fill in the details.

Who else has or had access to it?		Describe the contents	Do you still have it?
Name of Storage Facility	Name		<input type="checkbox"/> No
Number Street	Number Street		<input type="checkbox"/> Yes
	City State ZIP Code		
City State ZIP Code			

Part 9: Identify Property You Hold or Control for Someone Else**23. Do you hold or control any property that someone else owns? Include any property you borrowed from, are storing for, or hold in trust for someone.**

- ☐ No
- ☐ Yes. Fill in the details.

Where is the property?	Describe the property	Value
Owner's Name		\$ _____
Number Street	Number Street	
City State ZIP Code	City State ZIP Code	

Part 10: Give Details About Environmental Information

For the purpose of Part 10, the following definitions apply:

- Environmental law** means any federal, state, or local statute or regulation concerning pollution, contamination, releases of hazardous or toxic substances, wastes, or material into the air, land, soil, surface water, groundwater, or other medium, including statutes or regulations controlling the cleanup of these substances, wastes, or material.
- Site** means any location, facility, or property as defined under any environmental law, whether you now own, operate, or utilize it or used to own, operate, or utilize it, including disposal sites.
- Hazardous material** means anything an environmental law defines as a hazardous waste, hazardous substance, toxic substance, hazardous material, pollutant, contaminant, or similar term.

Report all notices, releases, and proceedings that you know about, regardless of when they occurred.

24. Has any governmental unit notified you that you may be liable or potentially liable under or in violation of an environmental law?

- ☐ No
- ☐ Yes. Fill in the details.

Governmental unit	Environmental law, if you know it	Date of notice
Name of site		_____
Number Street		
City State ZIP Code		
City State ZIP Code		

25. Have you notified any governmental unit of any release of hazardous material?

- ☐ No
- ☐ Yes. Fill in the details.

Governmental unit	Environmental law, if you know it	Date of notice
Name of site Governmental unit		
Number Street Number Street		
City State ZIP Code		

26. Have you been a party in any judicial or administrative proceeding under any environmental law? Include settlements and orders.

- ☐ No
- ☐ Yes. Fill in the details.

Court or agency	Nature of the case	Status of the case
Case title Court Name		<input type="checkbox"/> Pending
Number Street		<input type="checkbox"/> On appeal
Case number City State ZIP Code		<input type="checkbox"/> Concluded

Part 11: Give Details About Your Business or Connections to Any Business

27. Within 4 years before you filed for bankruptcy, did you own a business or have any of the following connections to any business?

- ☐ A sole proprietor or self-employed in a trade, profession, or other activity, either full-time or part-time
- ☐ A member of a limited liability company (LLC) or limited liability partnership (LLP)
- ☐ A partner in a partnership
- ☐ An officer, director, or managing executive of a corporation
- ☐ An owner of at least 5% of the voting or equity securities of a corporation
- ☐ No. None of the above applies. Go to Part 12.
- ☐ Yes. Check all that apply above and fill in the details below for each business.

Business Name	Describe the nature of the business	Employer Identification number Do not include Social Security number or ITIN.
Number Street		EIN: _ _ - _ _ _ _ _
City State ZIP Code	Name of accountant or bookkeeper	Dates business existed
		From _ _ _ _ To _ _ _ _
Business Name	Describe the nature of the business	Employer Identification number Do not include Social Security number or ITIN.
Number Street		EIN: _ _ - _ _ _ _ _
City State ZIP Code	Name of accountant or bookkeeper	Dates business existed
		From _ _ _ _ To _ _ _ _

Debtor 1

First Name Middle Name Last Name

Case number (if known) _____

Business Name

Number Street

City State ZIP Code

Describe the nature of the business

Employer Identification number

Do not include Social Security number or ITIN.

EIN: ____ - ____ - ____

Name of accountant or bookkeeper

Dates business existed

From ____ To ____

28. Within 2 years before you filed for bankruptcy, did you give a financial statement to anyone about your business? Include all financial institutions, creditors, or other parties.

☐ No☐ Yes. Fill in the details below.

Date issued

Name

MM / DD / YYYY

Number Street

City State ZIP Code

Part 12: Sign Below

I have read the answers on this *Statement of Financial Affairs* and any attachments, and I declare under penalty of perjury that the answers are true and correct. I understand that making a false statement, concealing property, or obtaining money or property by fraud in connection with a bankruptcy case can result in fines up to \$250,000, or imprisonment for up to 20 years, or both. 18 U.S.C. §§ 152, 1341, 1519, and 3571.

X

Signature of Debtor 1

X

Signature of Debtor 2

Date _____

Date _____

Did you attach additional pages to *Your Statement of Financial Affairs for Individuals Filing for Bankruptcy* (Official Form 107)?

☐ No☐ Yes

Did you pay or agree to pay someone who is not an attorney to help you fill out bankruptcy forms?

☐ No

☐ Yes. Name of person _____ . Attach the *Bankruptcy Petition Preparer's Notice, Declaration, and Signature* (Official Form 119).

Fill in this information to identify your case:

Debtor 1 _____
 First Name Middle Name Last Name

Debtor 2 _____
 (Spouse, if filing) First Name Middle Name Last Name

United States Bankruptcy Court for the: _____ District of _____

Case number _____
 (If known)

Check one box only as directed in this form and in Form 122A-1Supp:

- ☐ 1. There is no presumption of abuse.
- ☐ 2. The calculation to determine if a presumption of abuse applies will be made under *Chapter 7 Means Test Calculation* (Official Form 122A-2).
- ☐ 3. The Means Test does not apply now because of qualified military service but it could apply later.

☐ Check if this is an amended filing

Official Form 122A-1**Chapter 7 Statement of Your Current Monthly Income**

12/19

Be as complete and accurate as possible. If two married people are filing together, both are equally responsible for being accurate. If more space is needed, attach a separate sheet to this form. Include the line number to which the additional information applies. On the top of any additional pages, write your name and case number (if known). If you believe that you are exempted from a presumption of abuse because you do not have primarily consumer debts or because of qualifying military service, complete and file *Statement of Exemption from Presumption of Abuse Under § 707(b)(2)* (Official Form 122A-1Supp) with this form.

Part 1: Calculate Your Current Monthly Income

1. What is your marital and filing status? Check one only.

- ☐ **Not married.** Fill out Column A, lines 2-11.
- ☐ **Married and your spouse is filing with you.** Fill out both Columns A and B, lines 2-11.
- ☐ **Married and your spouse is NOT filing with you. You and your spouse are:**
- ☐ **Living in the same household and are not legally separated.** Fill out both Columns A and B, lines 2-11.
- ☐ **Living separately or are legally separated.** Fill out Column A, lines 2-11; do not fill out Column B. By checking this box, you declare under penalty of perjury that you and your spouse are legally separated under nonbankruptcy law that applies or that you and your spouse are living apart for reasons that do not include evading the Means Test requirements. 11 U.S.C. § 707(b)(7)(B).

Fill in the average monthly income that you received from all sources, derived during the 6 full months before you file this bankruptcy case. 11 U.S.C. § 101(10A). For example, if you are filing on September 15, the 6-month period would be March 1 through August 31. If the amount of your monthly income varied during the 6 months, add the income for all 6 months and divide the total by 6. Fill in the result. Do not include any income amount more than once. For example, if both spouses own the same rental property, put the income from that property in one column only. If you have nothing to report for any line, write \$0 in the space.

	Column A Debtor 1	Column B Debtor 2 or non-filing spouse																
2. Your gross wages, salary, tips, bonuses, overtime, and commissions (before all payroll deductions).	\$ _____	\$ _____																
3. Alimony and maintenance payments. Do not include payments from a spouse if Column B is filled in.	\$ _____	\$ _____																
4. All amounts from any source which are regularly paid for household expenses of you or your dependents, including child support. Include regular contributions from an unmarried partner, members of your household, your dependents, parents, and roommates. Include regular contributions from a spouse only if Column B is not filled in. Do not include payments you listed on line 3.	\$ _____	\$ _____																
5. Net income from operating a business, profession, or farm	<table border="1"> <thead> <tr> <th>Debtor 1</th> <th>Debtor 2</th> </tr> </thead> <tbody> <tr> <td>Gross receipts (before all deductions)</td> <td>\$ _____</td> </tr> <tr> <td>Ordinary and necessary operating expenses</td> <td>— \$ _____ — \$ _____</td> </tr> <tr> <td>Net monthly income from a business, profession, or farm</td> <td>\$ _____</td> </tr> </tbody> </table>	Debtor 1	Debtor 2	Gross receipts (before all deductions)	\$ _____	Ordinary and necessary operating expenses	— \$ _____ — \$ _____	Net monthly income from a business, profession, or farm	\$ _____	<table border="1"> <thead> <tr> <th>Debtor 1</th> <th>Debtor 2</th> </tr> </thead> <tbody> <tr> <td>Gross receipts (before all deductions)</td> <td>\$ _____</td> </tr> <tr> <td>Ordinary and necessary operating expenses</td> <td>— \$ _____ — \$ _____</td> </tr> <tr> <td>Net monthly income from rental or other real property</td> <td>\$ _____</td> </tr> </tbody> </table>	Debtor 1	Debtor 2	Gross receipts (before all deductions)	\$ _____	Ordinary and necessary operating expenses	— \$ _____ — \$ _____	Net monthly income from rental or other real property	\$ _____
Debtor 1	Debtor 2																	
Gross receipts (before all deductions)	\$ _____																	
Ordinary and necessary operating expenses	— \$ _____ — \$ _____																	
Net monthly income from a business, profession, or farm	\$ _____																	
Debtor 1	Debtor 2																	
Gross receipts (before all deductions)	\$ _____																	
Ordinary and necessary operating expenses	— \$ _____ — \$ _____																	
Net monthly income from rental or other real property	\$ _____																	
6. Net income from rental and other real property	<table border="1"> <thead> <tr> <th>Debtor 1</th> <th>Debtor 2</th> </tr> </thead> <tbody> <tr> <td>Gross receipts (before all deductions)</td> <td>\$ _____</td> </tr> <tr> <td>Ordinary and necessary operating expenses</td> <td>— \$ _____ — \$ _____</td> </tr> <tr> <td>Net monthly income from rental or other real property</td> <td>\$ _____</td> </tr> </tbody> </table>	Debtor 1	Debtor 2	Gross receipts (before all deductions)	\$ _____	Ordinary and necessary operating expenses	— \$ _____ — \$ _____	Net monthly income from rental or other real property	\$ _____	<table border="1"> <thead> <tr> <th>Debtor 1</th> <th>Debtor 2</th> </tr> </thead> <tbody> <tr> <td>Gross receipts (before all deductions)</td> <td>\$ _____</td> </tr> <tr> <td>Ordinary and necessary operating expenses</td> <td>— \$ _____ — \$ _____</td> </tr> <tr> <td>Net monthly income from rental or other real property</td> <td>\$ _____</td> </tr> </tbody> </table>	Debtor 1	Debtor 2	Gross receipts (before all deductions)	\$ _____	Ordinary and necessary operating expenses	— \$ _____ — \$ _____	Net monthly income from rental or other real property	\$ _____
Debtor 1	Debtor 2																	
Gross receipts (before all deductions)	\$ _____																	
Ordinary and necessary operating expenses	— \$ _____ — \$ _____																	
Net monthly income from rental or other real property	\$ _____																	
Debtor 1	Debtor 2																	
Gross receipts (before all deductions)	\$ _____																	
Ordinary and necessary operating expenses	— \$ _____ — \$ _____																	
Net monthly income from rental or other real property	\$ _____																	
7. Interest, dividends, and royalties	\$ _____	\$ _____																

Column A
Debtor 1Column B
Debtor 2 or
non-filing spouse**8. Unemployment compensation**

Do not enter the amount if you contend that the amount received was a benefit under the Social Security Act. Instead, list it here ↓

For you\$

For your spouse.....\$

- 9. Pension or retirement income.** Do not include any amount received that was a benefit under the Social Security Act. Also, except as stated in the next sentence, do not include any compensation, pension, pay, annuity, or allowance paid by the United States Government in connection with a disability, combat-related injury or disability, or death of a member of the uniformed services. If you received any retired pay paid under chapter 61 of title 10, then include that pay only to the extent that it does not exceed the amount of retired pay to which you would otherwise be entitled if retired under any provision of title 10 other than chapter 61 of that title.

\$ \$

- 10. Income from all other sources not listed above.** Specify the source and amount. Do not include any benefits received under the Social Security Act; payments received as a victim of a war crime, a crime against humanity, or international or domestic terrorism; or compensation, pension, pay, annuity, or allowance paid by the United States Government in connection with a disability, combat-related injury or disability, or death of a member of the uniformed services. If necessary, list other sources on a separate page and put the total below.

\$ \$

\$ \$

+ \$ + \$

Total amounts from separate pages, if any.

- 11. Calculate your total current monthly income.** Add lines 2 through 10 for each column. Then add the total for Column A to the total for Column B.

\$	+	\$	=	\$

Total current monthly income

Part 2: Determine Whether the Means Test Applies to You

- 12. Calculate your current monthly income for the year.** Follow these steps:

12a. Copy your total current monthly income from line 11..... **Copy line 11 here →**

\$

Multiply by 12 (the number of months in a year).

x 12

12b. The result is your annual income for this part of the form.

12b.

\$

- 13. Calculate the median family income that applies to you.** Follow these steps:

Fill in the state in which you live.

Fill in the number of people in your household.

Fill in the median family income for your state and size of household.13.

\$

To find a list of applicable median income amounts, go online using the link specified in the separate instructions for this form. This list may also be available at the bankruptcy clerk's office.

14. How do the lines compare?

- 14a. ☐ Line 12b is less than or equal to line 13. On the top of page 1, check box 1, *There is no presumption of abuse.*
Go to Part 3. Do NOT fill out or file Official Form 122A-2

- 14b. ☐ Line 12b is more than line 13. On the top of page 1, check box 2, *The presumption of abuse is determined by Form 122A-2.*
Go to Part 3 and fill out Form 122A-2.

Debtor 1

First Name Middle Name Last Name

Case number (if known) _____

Part 3: Sign Below

By signing here, I declare under penalty of perjury that the information on this statement and in any attachments is true and correct.

x

Signature of Debtor 1

Date _____
MM / DD / YYYY

x

Signature of Debtor 2

Date _____
MM / DD / YYYY

If you checked line 14a, do NOT fill out or file Form 122A-2.

If you checked line 14b, fill out Form 122A-2 and file it with this form.

Fill in this information to identify your case:

Debtor 1 _____
First Name Middle Name Last Name

Debtor 2 _____
(Spouse, if filing) First Name Middle Name Last Name

United States Bankruptcy Court for the: _____ District of _____

Case number _____
(if known)

☐ Check if this is an amended filing

Official Form 122A-1Supp

Statement of Exemption from Presumption of Abuse Under § 707(b)(2) 12/15

File this supplement together with *Chapter 7 Statement of Your Current Monthly Income* (Official Form 122A-1), if you believe that you are exempted from a presumption of abuse. Be as complete and accurate as possible. If two married people are filing together, and any of the exclusions in this statement applies to only one of you, the other person should complete a separate Form 122A-1 if you believe that this is required by 11 U.S.C. § 707(b)(2)(C).

Part 1: Identify the Kind of Debts You Have

1. **Are your debts primarily consumer debts?** *Consumer debts* are defined in 11 U.S.C. § 101(8) as "incurred by an individual primarily for a personal, family, or household purpose." Make sure that your answer is consistent with the answer you gave at line 16 of the *Voluntary Petition for Individuals Filing for Bankruptcy* (Official Form 101).

- ☐ No. Go to Form 122A-1; on the top of page 1 of that form, check box 1, *There is no presumption of abuse*, and sign Part 3. Then submit this supplement with the signed Form 122A-1.
- ☐ Yes. Go to Part 2.

Part 2: Determine Whether Military Service Provisions Apply to You

2. **Are you a disabled veteran** (as defined in 38 U.S.C. § 3741(1))?

- ☐ No. Go to line 3.
- ☐ Yes. Did you incur debts mostly while you were on active duty or while you were performing a homeland defense activity?
10 U.S.C. § 101(d)(1); 32 U.S.C. § 901(1).
- ☐ No. Go to line 3.
- ☐ Yes. Go to Form 122A-1; on the top of page 1 of that form, check box 1, *There is no presumption of abuse*, and sign Part 3. Then submit this supplement with the signed Form 122A-1.

3. **Are you or have you been a Reservist or member of the National Guard?**

- ☐ No. Complete Form 122A-1. Do not submit this supplement.
- ☐ Yes. Were you called to active duty or did you perform a homeland defense activity? 10 U.S.C. § 101(d)(1); 32 U.S.C. § 901(1).
- ☐ No. Complete Form 122A-1. Do not submit this supplement.
- ☐ Yes. Check any one of the following categories that applies:
- ☐ I was called to active duty after September 11, 2001, for at least 90 days and remain on active duty.
- ☐ I was called to active duty after September 11, 2001, for at least 90 days and was released from active duty on _____, which is fewer than 540 days before I file this bankruptcy case.
- ☐ I am performing a homeland defense activity for at least 90 days.
- ☐ I performed a homeland defense activity for at least 90 days, ending on _____, which is fewer than 540 days before I file this bankruptcy case.

If you checked one of the categories to the left, go to Form 122A-1. On the top of page 1 of Form 122A-1, check box 3, *The Means Test does not apply now*, and sign Part 3. Then submit this supplement with the signed Form 122A-1. You are not required to fill out the rest of Official Form 122A-1 during the exclusion period. The *exclusion period* means the time you are on active duty or are performing a homeland defense activity, and for 540 days afterward. 11 U.S.C. § 707(b)(2)(D)(ii).

If your exclusion period ends before your case is closed, you may have to file an amended form later.

Fill in this information to identify your case:Debtor 1
First Name Middle Name Last NameDebtor 2
(Spouse, if filing) First Name Middle Name Last Name

United States Bankruptcy Court for the: District of

Case number
(If known)Check the appropriate box as directed in
lines 40 or 42:According to the calculations required by
this Statement:☐ 1. There is no presumption of abuse.☐ 2. There is a presumption of abuse.☐ Check if this is an amended filing**Official Form 122A-2****Chapter 7 Means Test Calculation**

04/22

To fill out this form, you will need your completed copy of *Chapter 7 Statement of Your Current Monthly Income* (Official Form 122A-1).

Be as complete and accurate as possible. If two married people are filing together, both are equally responsible for being accurate. If more space is needed, attach a separate sheet to this form. Include the line number to which the additional information applies. On the top of any additional pages, write your name and case number (if known).

Part 1: Determine Your Adjusted Income

1. Copy your total current monthly income. Copy line 11 from Official Form 122A-1 here → \$

2. Did you fill out Column B in Part 1 of Form 122A-1?

☐ No. Fill in \$0 for the total on line 3.☐ Yes. Is your spouse filing with you?☐ No. Go to line 3.☐ Yes. Fill in \$0 for the total on line 3.

3. Adjust your current monthly income by subtracting any part of your spouse's income not used to pay for the household expenses of you or your dependents. Follow these steps:

On line 11, Column B of Form 122A-1, was any amount of the income you reported for your spouse NOT regularly used for the household expenses of you or your dependents?

☐ No. Fill in 0 for the total on line 3.☐ Yes. Fill in the information below:**State each purpose for which the income was used**

For example, the income is used to pay your spouse's tax debt or to support people other than you or your dependents

Fill in the amount you are subtracting from your spouse's income

\$

\$

+ \$

Total. \$

Copy total here → - \$

4. Adjust your current monthly income. Subtract the total on line 3 from line 1.

\$

Part 2: Calculate Your Deductions from Your Income

The Internal Revenue Service (IRS) issues National and Local Standards for certain expense amounts. Use these amounts to answer the questions in lines 6-15. To find the IRS standards, go online using the link specified in the separate instructions for this form. This information may also be available at the bankruptcy clerk's office.

Deduct the expense amounts set out in lines 6-15 regardless of your actual expense. In later parts of the form, you will use some of your actual expenses if they are higher than the standards. Do not deduct any amounts that you subtracted from your spouse's income in line 3 and do not deduct any operating expenses that you subtracted from income in lines 5 and 6 of Form 122A-1.

If your expenses differ from month to month, enter the average expense.

Whenever this part of the form refers to *you*, it means both you and your spouse if Column B of Form 122A-1 is filled in.

5. The number of people used in determining your deductions from income

Fill in the number of people who could be claimed as exemptions on your federal income tax return, plus the number of any additional dependents whom you support. This number may be different from the number of people in your household.

National Standards You must use the IRS National Standards to answer the questions in lines 6-7.

6. **Food, clothing, and other items:** Using the number of people you entered in line 5 and the IRS National Standards, fill in the dollar amount for food, clothing, and other items. \$ _____

7. **Out-of-pocket health care allowance:** Using the number of people you entered in line 5 and the IRS National Standards, fill in the dollar amount for out-of-pocket health care. The number of people is split into two categories—people who are under 65 and people who are 65 or older—because older people have a higher IRS allowance for health care costs. If your actual expenses are higher than this IRS amount, you may deduct the additional amount on line 22.

People who are under 65 years of age

7a. Out-of-pocket health care allowance per person \$ _____

7b. Number of people who are under 65 X _____

7c. **Subtotal.** Multiply line 7a by line 7b. \$ _____ Copy here → \$ _____

People who are 65 years of age or older

7d. Out-of-pocket health care allowance per person \$ _____

7e. Number of people who are 65 or older X _____

7f. **Subtotal.** Multiply line 7d by line 7e. \$ _____ Copy here → + \$ _____

7g. **Total.** Add lines 7c and 7f.....

Copy total here →

Local Standards

You must use the IRS Local Standards to answer the questions in lines 8-15.

Based on information from the IRS, the U.S. Trustee Program has divided the IRS Local Standard for housing for bankruptcy purposes into two parts:

- **Housing and utilities – Insurance and operating expenses**
- **Housing and utilities – Mortgage or rent expenses**

To answer the questions in lines 8-9, use the U.S. Trustee Program chart.

To find the chart, go online using the link specified in the separate instructions for this form.
This chart may also be available at the bankruptcy clerk's office.

8. **Housing and utilities – Insurance and operating expenses:** Using the number of people you entered in line 5, fill in the dollar amount listed for your county for insurance and operating expenses. \$ _____

9. **Housing and utilities – Mortgage or rent expenses:**

9a. Using the number of people you entered in line 5, fill in the dollar amount listed for your county for mortgage or rent expenses. \$ _____

9b. Total average monthly payment for all mortgages and other debts secured by your home.

To calculate the total average monthly payment, add all amounts that are contractually due to each secured creditor in the 60 months after you file for bankruptcy. Then divide by 60.

Name of the creditor	Average monthly payment
_____	\$ _____
_____	\$ _____
_____	+ \$ _____

Total average monthly payment

\$ _____

Copy here →

— \$ _____

Repeat this amount on line 33a.

9c. Net mortgage or rent expense.

Subtract line 9b (*total average monthly payment*) from line 9a (*mortgage or rent expense*). If this amount is less than \$0, enter \$0. _____

\$ _____

Copy here →

\$ _____

10. **If you claim that the U.S. Trustee Program's division of the IRS Local Standard for housing is incorrect and affects the calculation of your monthly expenses, fill in any additional amount you claim.** \$ _____

Explain why:

11. **Local transportation expenses:** Check the number of vehicles for which you claim an ownership or operating expense.

- ☐ 0. Go to line 14.
- ☐ 1. Go to line 12.
- ☐ 2 or more. Go to line 12.

12. **Vehicle operation expense:** Using the IRS Local Standards and the number of vehicles for which you claim the operating expenses, fill in the *Operating Costs* that apply for your Census region or metropolitan statistical area. \$ _____

13. **Vehicle ownership or lease expense:** Using the IRS Local Standards, calculate the net ownership or lease expense for each vehicle below. You may not claim the expense if you do not make any loan or lease payments on the vehicle. In addition, you may not claim the expense for more than two vehicles.

Vehicle 1 Describe Vehicle 1: _____

13a. Ownership or leasing costs using IRS Local Standard. \$ _____

13b. Average monthly payment for all debts secured by Vehicle 1.

Do not include costs for leased vehicles.

To calculate the average monthly payment here and on line 13e, add all amounts that are contractually due to each secured creditor in the 60 months after you filed for bankruptcy. Then divide by 60.

Name of each creditor for Vehicle 1	Average monthly payment
_____	\$ _____
_____	+ \$ _____
Total average monthly payment	\$ _____

Copy
here →

— \$ _____

Repeat this
amount on
line 33b.

13c. Net Vehicle 1 ownership or lease expense

Subtract line 13b from line 13a. If this amount is less than \$0, enter \$0.

\$ _____

Copy net
Vehicle 1
expense
here →

\$ _____

Vehicle 2 Describe Vehicle 2: _____

13d. Ownership or leasing costs using IRS Local Standard. \$ _____

13e. Average monthly payment for all debts secured by Vehicle 2.

Do not include costs for leased vehicles.

Name of each creditor for Vehicle 2	Average monthly payment
_____	\$ _____
_____	+ \$ _____
Total average monthly payment	\$ _____

Copy
here →

— \$ _____

Repeat this
amount on
line 33c.

13f. Net Vehicle 2 ownership or lease expense

Subtract line 13e from 13d. If this amount is less than \$0, enter \$0.

\$ _____

Copy net
Vehicle 2
expense
here ... →

\$ _____

14. **Public transportation expense:** If you claimed 0 vehicles in line 11, using the IRS Local Standards, fill in the *Public Transportation* expense allowance regardless of whether you use public transportation.

\$ _____

15. **Additional public transportation expense:** If you claimed 1 or more vehicles in line 11 and if you claim that you may also deduct a public transportation expense, you may fill in what you believe is the appropriate expense, but you may not claim more than the IRS Local Standard for *Public Transportation*.

\$ _____

Other Necessary Expenses

In addition to the expense deductions listed above, you are allowed your monthly expenses for the following IRS categories.

16. **Taxes:** The total monthly amount that you will actually owe for federal, state and local taxes, such as income taxes, self-employment taxes, Social Security taxes, and Medicare taxes. You may include the monthly amount withheld from your pay for these taxes. However, if you expect to receive a tax refund, you must divide the expected refund by 12 and subtract that number from the total monthly amount that is withheld to pay for taxes.
Do not include real estate, sales, or use taxes. \$ _____
17. **Involuntary deductions:** The total monthly payroll deductions that your job requires, such as retirement contributions, union dues, and uniform costs.
Do not include amounts that are not required by your job, such as voluntary 401(k) contributions or payroll savings. \$ _____
18. **Life insurance:** The total monthly premiums that you pay for your own term life insurance. If two married people are filing together, include payments that you make for your spouse's term life insurance. Do not include premiums for life insurance on your dependents, for a non-filing spouse's life insurance, or for any form of life insurance other than term. \$ _____
19. **Court-ordered payments:** The total monthly amount that you pay as required by the order of a court or administrative agency, such as spousal or child support payments.
Do not include payments on past due obligations for spousal or child support. You will list these obligations in line 35. \$ _____
20. **Education:** The total monthly amount that you pay for education that is either required:
☐ as a condition for your job, or
☐ for your physically or mentally challenged dependent child if no public education is available for similar services. \$ _____
21. **Childcare:** The total monthly amount that you pay for childcare, such as babysitting, daycare, nursery, and preschool.
Do not include payments for any elementary or secondary school education. \$ _____
22. **Additional health care expenses, excluding insurance costs:** The monthly amount that you pay for health care that is required for the health and welfare of you or your dependents and that is not reimbursed by insurance or paid by a health savings account. Include only the amount that is more than the total entered in line 7.
Payments for health insurance or health savings accounts should be listed only in line 25. \$ _____
23. **Optional telephones and telephone services:** The total monthly amount that you pay for telecommunication services for you and your dependents, such as pagers, call waiting, caller identification, special long distance, or business cell phone service, to the extent necessary for your health and welfare or that of your dependents or for the production of income, if it is not reimbursed by your employer. + \$ _____
Do not include payments for basic home telephone, internet and cell phone service. Do not include self-employment expenses, such as those reported on line 5 of Official Form 122A-1, or any amount you previously deducted.
24. **Add all of the expenses allowed under the IRS expense allowances.** \$ _____
Add lines 6 through 23.

Additional Expense Deductions

These are additional deductions allowed by the Means Test.

Note: Do not include any expense allowances listed in lines 6-24.

25. **Health insurance, disability insurance, and health savings account expenses.** The monthly expenses for health insurance, disability insurance, and health savings accounts that are reasonably necessary for yourself, your spouse, or your dependents.

Health insurance \$ _____

Disability insurance \$ _____

Health savings account + \$ _____

Total \$ _____

Copy total here →

\$ _____

Do you actually spend this total amount?

☐ No. How much do you actually spend?

\$ _____

☐ Yes

26. **Continuing contributions to the care of household or family members.** The actual monthly expenses that you will continue to pay for the reasonable and necessary care and support of an elderly, chronically ill, or disabled member of your household or member of your immediate family who is unable to pay for such expenses. These expenses may include contributions to an account of a qualified ABLE program. 26 U.S.C. § 529A(b).

\$ _____

27. **Protection against family violence.** The reasonably necessary monthly expenses that you incur to maintain the safety of you and your family under the Family Violence Prevention and Services Act or other federal laws that apply.

\$ _____

By law, the court must keep the nature of these expenses confidential.

28. **Additional home energy costs.** Your home energy costs are included in your insurance and operating expenses on line 8.

If you believe that you have home energy costs that are more than the home energy costs included in expenses on line 8, then fill in the excess amount of home energy costs.

You must give your case trustee documentation of your actual expenses, and you must show that the additional amount claimed is reasonable and necessary.

\$ _____

29. **Education expenses for dependent children who are younger than 18.** The monthly expenses (not more than \$189.58* per child) that you pay for your dependent children who are younger than 18 years old to attend a private or public elementary or secondary school.

You must give your case trustee documentation of your actual expenses, and you must explain why the amount claimed is reasonable and necessary and not already accounted for in lines 6-23.

\$ _____

* Subject to adjustment on 4/01/25, and every 3 years after that for cases begun on or after the date of adjustment.

30. **Additional food and clothing expense.** The monthly amount by which your actual food and clothing expenses are higher than the combined food and clothing allowances in the IRS National Standards. That amount cannot be more than 5% of the food and clothing allowances in the IRS National Standards.

\$ _____

To find a chart showing the maximum additional allowance, go online using the link specified in the separate instructions for this form. This chart may also be available at the bankruptcy clerk's office.

You must show that the additional amount claimed is reasonable and necessary.

31. **Continuing charitable contributions.** The amount that you will continue to contribute in the form of cash or financial instruments to a religious or charitable organization. 26 U.S.C. § 170(c)(1)-(2).

+ \$ _____

32. **Add all of the additional expense deductions.**

Add lines 25 through 31.

\$ _____

Deductions for Debt Payment**33. For debts that are secured by an interest in property that you own, including home mortgages, vehicle loans, and other secured debt, fill in lines 33a through 33e.**

To calculate the total average monthly payment, add all amounts that are contractually due to each secured creditor in the 60 months after you file for bankruptcy. Then divide by 60.

Mortgages on your home:**Average monthly payment**

33a. Copy line 9b here → \$ _____

Loans on your first two vehicles:

33b. Copy line 13b here. → \$ _____

33c. Copy line 13e here. → \$ _____

33d. List other secured debts:

Name of each creditor for other secured debt	Identify property that secures the debt	Does payment include taxes or insurance?	
_____	_____	<input type="checkbox"/> No	\$ _____
_____	_____	<input type="checkbox"/> Yes	\$ _____
_____	_____	<input type="checkbox"/> No	\$ _____
_____	_____	<input type="checkbox"/> Yes	\$ _____
_____	_____	<input type="checkbox"/> No	+ \$ _____
_____	_____	<input type="checkbox"/> Yes	+ \$ _____

33e. Total average monthly payment. Add lines 33a through 33d. \$ _____ **Copy total here →** \$ _____

34. Are any debts that you listed in line 33 secured by your primary residence, a vehicle, or other property necessary for your support or the support of your dependents?

- ☐ No. Go to line 35.
- ☐ Yes. State any amount that you must pay to a creditor, in addition to the payments listed in line 33, to keep possession of your property (called the *cure amount*). Next, divide by 60 and fill in the information below.

Name of the creditor	Identify property that secures the debt	Total cure amount		Monthly cure amount
_____	_____	\$ _____	÷ 60 =	\$ _____
_____	_____	\$ _____	÷ 60 =	\$ _____
_____	_____	\$ _____	÷ 60 =	+ \$ _____
Total				\$ _____ Copy total here → \$ _____

35. Do you owe any priority claims such as a priority tax, child support, or alimony—that are past due as of the filing date of your bankruptcy case? 11 U.S.C. § 507.

- ☐ No. Go to line 36.
- ☐ Yes. Fill in the total amount of all of these priority claims. Do not include current or ongoing priority claims, such as those you listed in line 19.

Total amount of all past-due priority claims \$ _____ ÷ 60 = \$ _____

36. Are you eligible to file a case under Chapter 13? 11 U.S.C. § 109(e).

For more information, go online using the link for *Bankruptcy Basics* specified in the separate instructions for this form. *Bankruptcy Basics* may also be available at the bankruptcy clerk's office.

- ☐ No. Go to line 37.
- ☐ Yes. Fill in the following information.

Projected monthly plan payment if you were filing under Chapter 13

\$ _____

Current multiplier for your district as stated on the list issued by the Administrative Office of the United States Courts (for districts in Alabama and North Carolina) or by the Executive Office for United States Trustees (for all other districts).

x _____

To find a list of district multipliers that includes your district, go online using the link specified in the separate instructions for this form. This list may also be available at the bankruptcy clerk's office.

Average monthly administrative expense if you were filing under Chapter 13

\$ _____

Copy total
here →

\$ _____

37. Add all of the deductions for debt payment.

Add lines 33e through 36.

\$ _____

Total Deductions from Income**38. Add all of the allowed deductions.**

Copy line 24, *All of the expenses allowed under IRS expense allowances* \$ _____

Copy line 32, *All of the additional expense deductions* \$ _____

Copy line 37, *All of the deductions for debt payment* + \$ _____

Total deductions \$ _____

Copy total here..... →

\$ _____

Determine Whether There Is a Presumption of Abuse**39. Calculate monthly disposable income for 60 months**

39a. Copy line 4, *adjusted current monthly income* \$ _____

39b. Copy line 38, *Total deductions* - \$ _____

39c. Monthly disposable income. 11 U.S.C. § 707(b)(2). Subtract line 39b from line 39a.

\$ _____

Copy
here →

\$ _____

For the next 60 months (5 years).....

x 60

39d. **Total.** Multiply line 39c by 60.

\$ _____

Copy
here →

\$ _____

40. Find out whether there is a presumption of abuse. Check the box that applies:

- ☐ **The line 39d is less than \$9,075*.** On the top of page 1 of this form, check box 1, *There is no presumption of abuse*. Go to Part 5.
- ☐ **The line 39d is more than \$15,150*.** On the top of page 1 of this form, check box 2, *There is a presumption of abuse*. You may fill out Part 4 if you claim special circumstances. Then go to Part 5.
- ☐ **The line 39d is at least \$9,075*, but not more than \$15,150*.** Go to line 41.

* Subject to adjustment on 4/01/25, and every 3 years after that for cases filed on or after the date of adjustment.

41. 41a. **Fill in the amount of your total nonpriority unsecured debt.** If you filled out A Summary of Your Assets and Liabilities and Certain Statistical Information Schedules (Official Form 106Sum), you may refer to line 3b on that form. \$ _____

x .25

41b. **25% of your total nonpriority unsecured debt.** 11 U.S.C. § 707(b)(2)(A)(i)(I).

Multiply line 41a by 0.25.

\$ _____

Copy
here →

\$ _____

42. **Determine whether the income you have left over after subtracting all allowed deductions is enough to pay 25% of your unsecured, nonpriority debt.**

Check the box that applies:

☐ **Line 39d is less than line 41b.** On the top of page 1 of this form, check box 1, *There is no presumption of abuse.* Go to Part 5.

☐ **Line 39d is equal to or more than line 41b.** On the top of page 1 of this form, check box 2, *There is a presumption of abuse.* You may fill out Part 4 if you claim special circumstances. Then go to Part 5.

Part 4: Give Details About Special Circumstances

43. **Do you have any special circumstances that justify additional expenses or adjustments of current monthly income for which there is no reasonable alternative?** 11 U.S.C. § 707(b)(2)(B).

- ☐ No. Go to Part 5.
- ☐ Yes. Fill in the following information. All figures should reflect your average monthly expense or income adjustment for each item. You may include expenses you listed in line 25.

You must give a detailed explanation of the special circumstances that make the expenses or income adjustments necessary and reasonable. You must also give your case trustee documentation of your actual expenses or income adjustments.

Give a detailed explanation of the special circumstances	Average monthly expense or income adjustment
_____	\$ _____
_____	\$ _____
_____	\$ _____
_____	\$ _____

Part 5: Sign Below

By signing here, I declare under penalty of perjury that the information on this statement and in any attachments is true and correct.

X

Signature of Debtor 1

X

Signature of Debtor 2

Date _____
MM / DD / YYYY

Date _____
MM / DD / YYYY

Fill in this information to identify the case:

Debtor 1 _____
First Name Middle Name Last Name

Debtor 2 _____
(Spouse, if filing) First Name Middle Name Last Name

United States Bankruptcy Court for the: _____ District of _____

Case number _____
(if known)

Official Form 423

Certification About a Financial Management Course

12/15

If you are an individual, you must take an approved course about personal financial management if:

- you filed for bankruptcy under chapter 7 or 13, or
- you filed for bankruptcy under chapter 11 and § 1141 (d)(3) applies.

In a joint case, each debtor must take the course. 11 U.S.C. §§ 727(a)(11) and 1328(g).

After you finish the course, the provider will give you a certificate. The provider may notify the court that you have completed the course. If the provider does notify the court, you need not file this form. If the provider does not notify the court, then Debtor 1 and Debtor 2 must each file this form with the certificate number before your debts will be discharged.

- If you filed under chapter 7 and you need to file this form, file it within 60 days after the first date set for the meeting of creditors under § 341 of the Bankruptcy Code.
- If you filed under chapter 11 or 13 and you need to file this form, file it before you make the last payment that your plan requires or before you file a motion for a discharge under § 1141(d)(5)(B) or § 1328(b) of the Bankruptcy Code. Fed. R. Bankr. P. 1007(c).

In some cases, the court can waive the requirement to take the financial management course. To have the requirement waived, you must file a motion with the court and obtain a court order.

Part 1: Tell the Court About the Required Course

You must check one:

- ☐ I completed an approved course in personal financial management:

Date I took the course _____
MM / DD / YYYY

Name of approved provider _____

Certificate number _____

- ☐ I am not required to complete a course in personal financial management because the court has granted my motion for a waiver of the requirement based on (check one):

- ☐ **Incapacity.** I have a mental illness or a mental deficiency that makes me incapable of realizing or making rational decisions about finances.
- ☐ **Disability.** My physical disability causes me to be unable to complete a course in personal financial management in person, by phone, or through the internet, even after I reasonably tried to do so.
- ☐ **Active duty.** I am currently on active military duty in a military combat zone.
- ☐ **Residence.** I live in a district in which the United States trustee (or bankruptcy administrator) has determined that the approved instructional courses cannot adequately meet my needs.

Part 2: Sign Here

I certify that the information I have provided is true and correct.

Signature of debtor named on certificate

Printed name of debtor

Date _____
MM / DD / YYYY

UNITED STATES BANKRUPTCY COURT
EASTERN DISTRICT OF MICHIGAN

COVER SHEET FOR AMENDMENTS

Case Name: _____ Case No.: _____

DESCRIBE INFORMATION BEING AMENDED BY CHECKING APPLICABLE BOX(ES) BELOW:

- ☐ **Amendment to Petition:**
- ☐ Name ☐ Debtor(s) Mailing Address ☐ Alias
☐ Signature ☐ Complying with Order Directing the Filing of Official Form(s)
- ☐ **Summary of Your Assets and Liabilities and Certain Statistical Information**
- ☐ **Statement of Financial Affairs**
- ☐ **Schedules and List of Creditors:**
- ☐ Schedule A/B
☐ Schedule C ☐ Debtor 2 Schedule C
☐ List of Creditors ☐ Schedule D ☐ Schedule E/F and
☐ Add creditor(s), provide address of creditor already on the List of Creditors, change amount or classification of debt - **\$34.00 Fee Required**, or
☐ Change address of a creditor already on the List of Creditors – **No Fee Required**
- ☐ Schedule G
☐ Schedule H
☐ Schedule I
☐ Schedule J
☐ Schedule J-2
☐ Declaration About an Individual Debtor's Schedules

NOTE: Use Page 2 for any corrections or additions to the List of Creditors.

Additional Details of Amendment(s): _____ _____

➔	DECLARATION OF ATTORNEY: I declare that the above information contained on this cover sheet may be relied upon by the Clerk of the Court as a complete and accurate summary of the information contained in the documents attached.
Date	Signature
➔	AFFIRMATION OF DEBTOR(S): I declare under penalty of perjury that I have read this cover sheet and the attached schedules, lists, statements, etc., and that they are true and correct to the best of my knowledge, information and belief.
Date	Signature
Date	Signature

CORRECTIONS TO THE LIST OF CREDITORS

Use this section to make corrections to the name(s) and address(es) of any creditor(s) listed on the current schedules and List of Creditors.

PREVIOUS NAME/ADDRESS OF CREDITOR:

PLEASE CHANGE TO:

PREVIOUS NAME/ADDRESS OF CREDITOR:

PLEASE CHANGE TO:

PREVIOUS NAME/ADDRESS OF CREDITOR:

PLEASE CHANGE TO:

ADDITIONS TO THE LIST OF CREDITORS

Use this section to identify creditors added to the schedules and List of Creditors.

NAME OF CREDITOR:

ADDRESS:

NAME OF CREDITOR:

ADDRESS:

NAME OF CREDITOR:

ADDRESS:

FOR ADDITIONAL CORRECTIONS/ADDITIONS, COPY THIS SHEET AND CONTINUE.

DeBN --- Debtor electronic Bankruptcy Noticing

DeBN is a free program that enables *ONLY* the court to send notices and certain orders to debtors via email

Faster – You will receive notices the same day they are filed by the court.

Convenient – Access your notices anywhere you have internet access.

No more lost paperwork – Storing notices on your computer means never losing a paper copy.

It is FREE!

Examples of Pleadings you will received electronically:

- Meeting of Creditors Notice
- Notice of Deficiency
- Notice of Missing Documents
- Notice of Requirement to Complete Course in Financial Management
- Notice/Order of Dismissal
- Order on Motion to Reopen/Reinstate
- Order of Discharge

It is important to keep your address updated with the court
If the name AND address in the case do not match the name AND address in the DeBN account, then the notice will be mailed

Questions?

HOW IT WORKS

First, using the court's form, the Debtor(s) must make a written request for DeBN. This request can be made at any time during the case. The clerk's office will then create the DeBN account and all applicable notices and orders will be emailed to the Debtor(s).

Along with the option to request DeBN, the court's form will also provide the option to make changes to the account or to request deactivation.

After the account is created, the debtor(s) will begin to receive notices and certain orders filed *ONLY* by the Court. These emails will be sent at the end of each day. There is no limit to the number of times the PDF attachment can be viewed, and the debtor is welcome to print or save the PDF.

If email delivery fails, the Bankruptcy Noticing Center automatically sends notices and orders to a debtor by paper.

Please contact the Clerk's Office or visit the Court's Website at:

www.mieb.uscourts.gov

Court Locations

Bay City

111 First Street
Bay City, Michigan 48708
(989) 894-8840

Detroit

211 West Fort Street
Detroit, Michigan 48226
(313) 234-0065

Flint

226 West Second Street
Flint, Michigan 48502
(810) 235-4126

**U.S. BANKRUPTCY COURT
EASTERN DISTRICT OF MICHIGAN**

In re: _____

Case No: _____

Debtor(s) Name as it appears on the court records

DEBTOR'S ELECTRONIC NOTICING REQUEST (DeBN)

*** Note: If your mailing address has changed you MUST file a Debtor(s) Notice of Change of Address with the court. This form can be found on the court's website.**

Check only ONE box for the applicable section below:

**JOINT DEBTORS MUST FILE SEPARATE FORMS*

☐

INITIAL REQUEST: (Check this box to begin receiving notices and certain orders from the U.S. Bankruptcy Court via email)

Pursuant to Bankruptcy Rule 9036, I hereby request receipt of court notices and orders via email, instead of U.S. mail, from the Bankruptcy Noticing Center (BNC) through the U.S. Bankruptcy Court's Debtor Electronic Bankruptcy Noticing (DeBN) program.

I understand that this request is limited to receipt of only notices and orders issued by the U. S. Bankruptcy Court and sent by the BNC; this also applies to any documents issued by the court in any current or future bankruptcy or adversary case from any bankruptcy court district in which I am listed with the same name and address, including cases where I am listed as a creditor. I will continue to receive documents filed by all other parties, such as the trustee and creditors, via U.S. mail or in person pursuant to court rules.

I understand that the first time the BNC receives an email bounce-back (undeliverable email); my DeBN account will be automatically disabled. I will then receive notices and orders via U.S. mail, and I must file an updated request form if I wish to reactivate my account.

I understand that enrollment in DeBN is completely voluntary, and I may file a request to deactivate my account at any time.

☐

UPDATE TO ACCOUNT INFORMATION: (Check this box to make changes to your existing DeBN account)

I request the following update(s) to my DeBN account: *(check one)*

☐

I have a new email address as indicated below.

☐

I request verification of my existing DeBN account.

☐

I request reactivation of my DeBN account so that I may receive court notices and certain orders via email instead of U.S. Mail.

Debtor(s) Name: _____

Phone Number: _____ Email: _____

☐

REQUEST TO DEACTIVATE ELECTRONIC NOTICING: (Check this box to request deactivation of your DeBN account)

I request deactivation of my DeBN account. I understand that by deactivating my account, I will begin receiving notices and orders issued by the U.S. Bankruptcy Court via U.S. mail, instead of email. I understand that I will continue to receive electronic notices until such time as the Court has deactivated my account. **Note:** This deactivation will occur within 48 hours after the date of this form.

I am a debtor in this bankruptcy case, or the debtor's authorized representative if the debtor is a business, and I have read the applicable section check-marked above and understand and agree to the terms and conditions set forth therein. Neither the U.S. Bankruptcy Court nor the BNC bears any liability for errors resulting from the information I have submitted on this form. I understand my account will be activated within 48 hours of the filing of this form. I certify under penalty of perjury that the information I am submitting to register for electronic notice is true and correct.

Email Address: (type or print clearly) _____

Phone Number: _____

Printed Name: _____

**** (Please include title if you are a debtor's authorized representative if the debtor is a business)**

Signature: _____ Date: _____