

*Limited Users*

# CM/ECF Changes with Version 5.0 and 5.1

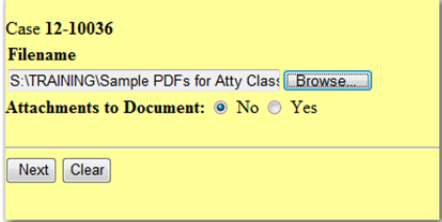
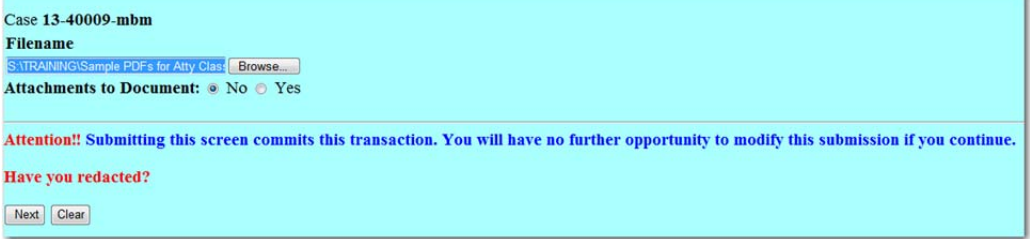
## Main Changes;

- Claims Filing
- Claims Register Search Criteria Enhancements

## Claims

During claim filing, the final screen before submission now warns that submitting will finalize the transaction.

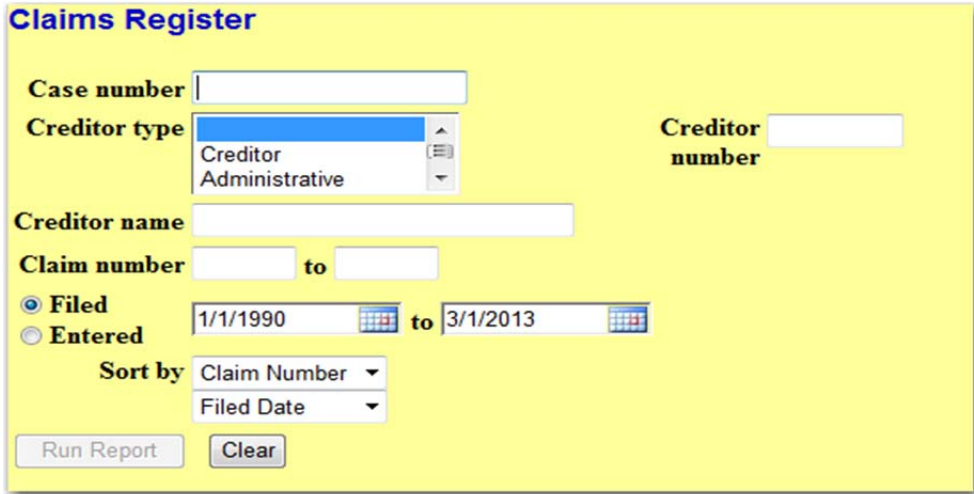
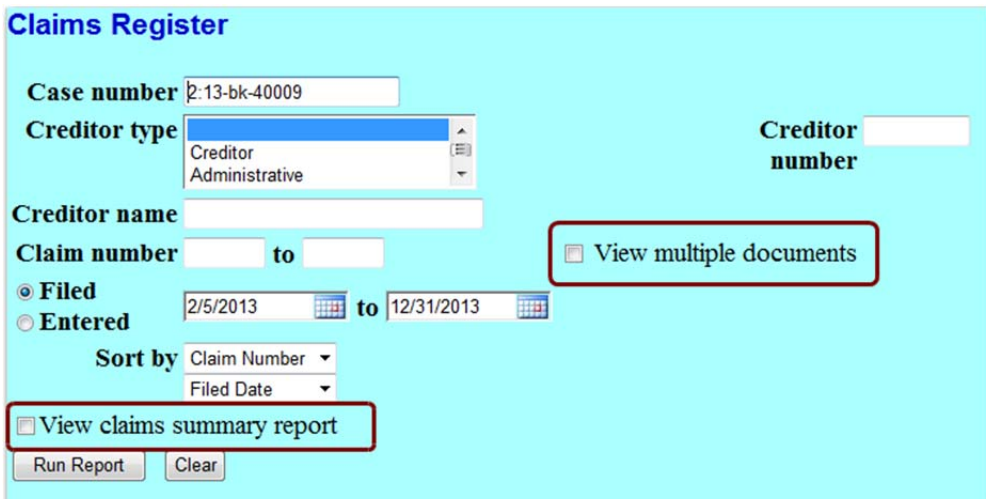
### Filing a Proof of Claim:

<b>Old Version</b>	 <p>Case 12-10036 <b>Filename</b> S:\TRAINING\Sample PDFs for Atty Clas <input type="button" value="Browse..."/> <b>Attachments to Document:</b> <input checked="" type="radio"/> No <input type="radio"/> Yes</p> <p><input type="button" value="Next"/> <input type="button" value="Clear"/></p> <p>When you click [Next], the NECF displayed.</p>
<b>New Version</b>	 <p>Case 13-40009-mbm <b>Filename</b> S:\TRAINING\Sample PDFs for Atty Clas <input type="button" value="Browse..."/> <b>Attachments to Document:</b> <input checked="" type="radio"/> No <input type="radio"/> Yes</p> <p><b>Attention!!</b> Submitting this screen commits this transaction. You will have no further opportunity to modify this submission if you continue.</p> <p><b>Have you redacted?</b></p> <p><input type="button" value="Next"/> <input type="button" value="Clear"/></p> <p>An attention message now displays on the submission screen.</p>

## Claims Register

### Search Criteria Enhancements:

A checkbox to “**View multiple documents**” and “**View claims summary report**” have been added to the search criteria screen.

<b>Old Version</b>	
<b>New Version</b>	

View multiple documents will include a check box beside each claim document to which the user has access. If a claim document includes attachments the document selection menu displays a list of the documents associated with the entry. Options to View All or Download All are also displayed. If these options are used, all documents are presented as one PDF document.

Claims summary report lists the claims that match the search criteria in a table with the amount claimed for each. Hovering over the amount claimed displays the breakdown of the claim amounts. Claims may be viewed individually by clicking the "View" button for the claim; Creditor/Claimant History is available by clicking on the creditor name. The table may be sorted by claim number, date filed or creditor name. To sort, click on the column header.

---

## **Miscellaneous**

- ❖ Release 5.0 was tested and works correctly with Firefox and Internet Explorer 8 & 9 browsers.
-